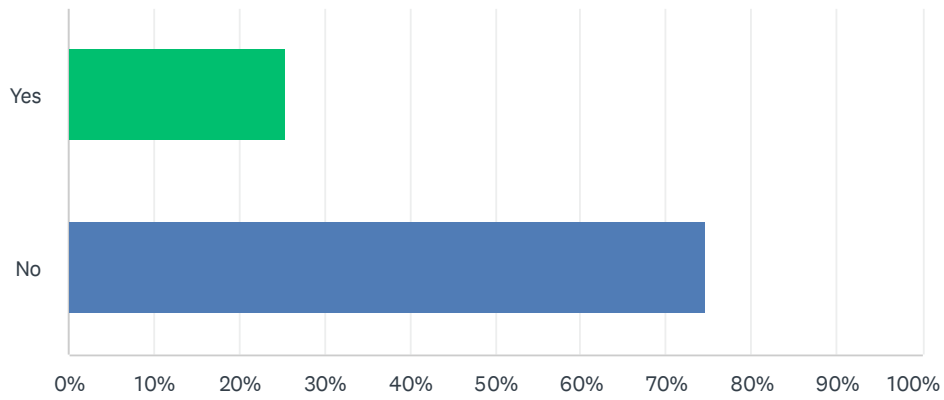


### Q1 Are you an Ocean Drive resident?

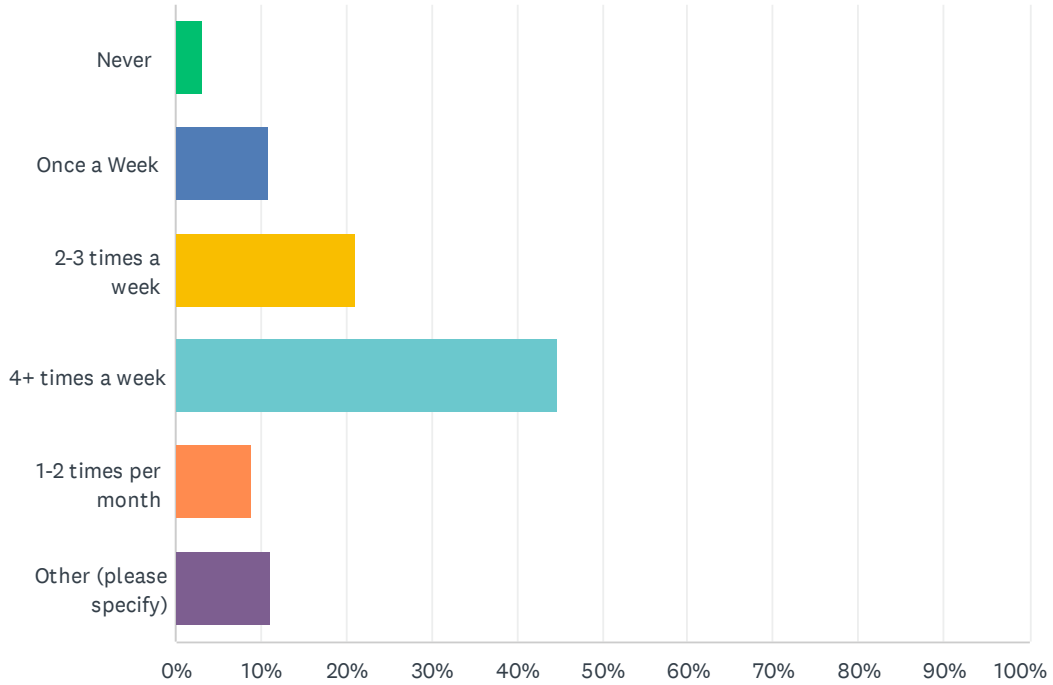
Answered: 1,619 Skipped: 5



ANSWER CHOICES	RESPONSES	
Yes	25.39%	411
No	74.61%	1,208
<b>TOTAL</b>		<b>1,619</b>

## Q2 How often do you visit the Ocean Drive Promenade (between 13th Street – 14th Place )?

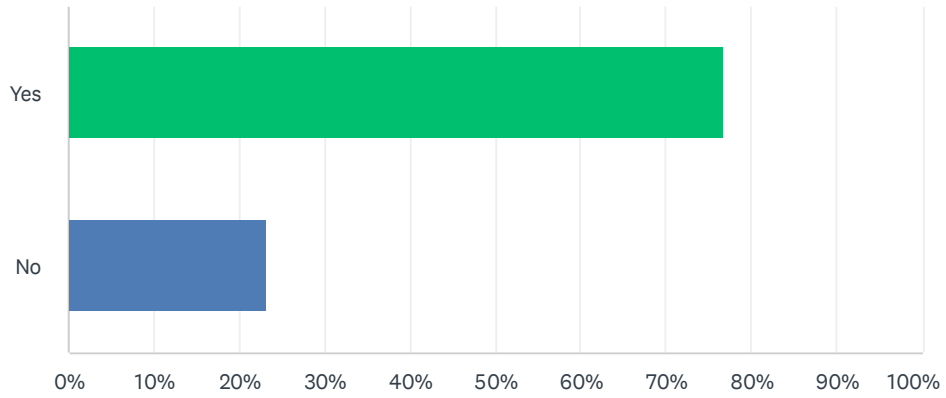
Answered: 304 Skipped: 1,320



ANSWER CHOICES	RESPONSES	
Never	3.29%	10
Once a Week	10.86%	33
2-3 times a week	21.05%	64
4+ times a week	44.74%	136
1-2 times per month	8.88%	27
Other (please specify)	11.18%	34
<b>TOTAL</b>		<b>304</b>

### Q3 Have you been positively impacted by the opening of the Ocean Drive Promenade?

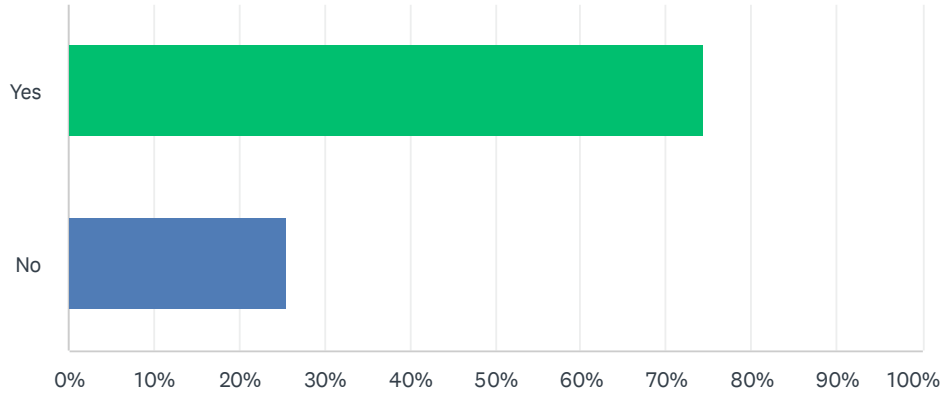
Answered: 300 Skipped: 1,324



ANSWER CHOICES	RESPONSES	
Yes	76.67%	230
No	23.33%	70
TOTAL		300

### Q4 Do you support the Ocean Drive Promenade remaining in its current configuration?

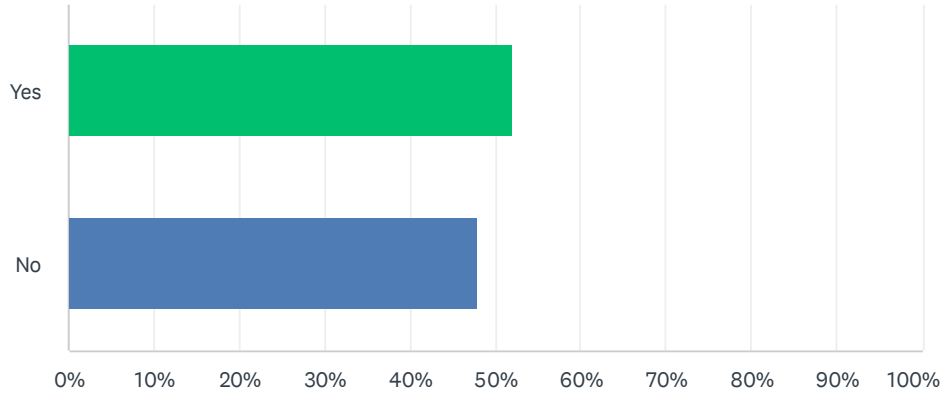
Answered: 298 Skipped: 1,326



ANSWER CHOICES	RESPONSES	
Yes	74.50%	222
No	25.50%	76
TOTAL		298

## Q5 Do you support mobility options to facilitate accessibility on the Ocean Drive Promenade?

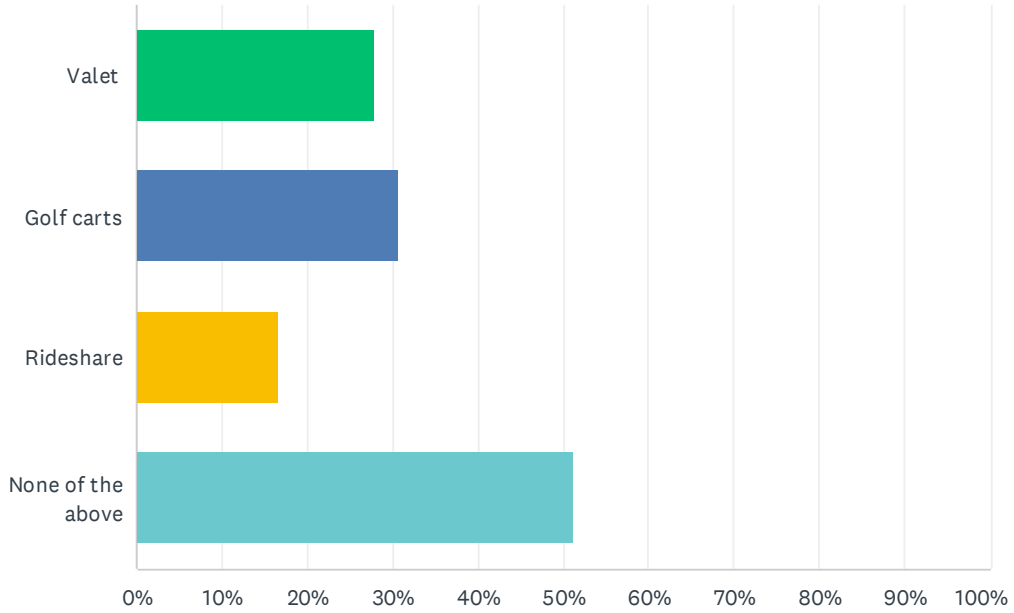
Answered: 296 Skipped: 1,328



ANSWER CHOICES	RESPONSES	
Yes	52.03%	154
No	47.97%	142
TOTAL		296

### Q6 If Yes, which of the following mobility services do you support (check all that apply)

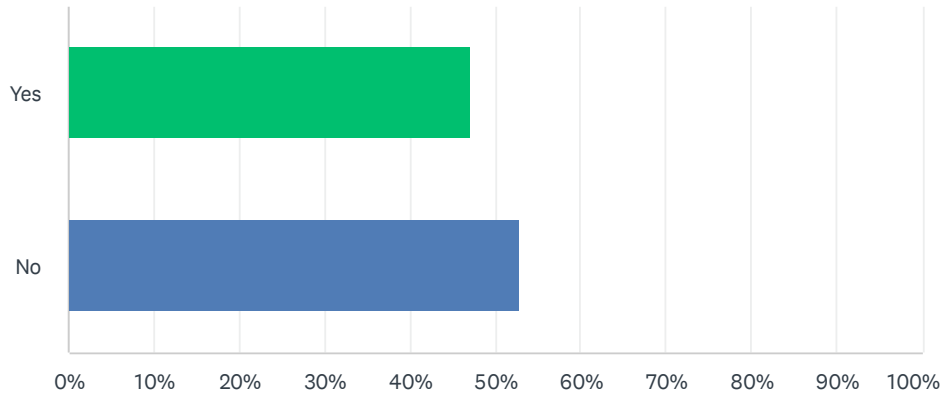
Answered: 254 Skipped: 1,370



ANSWER CHOICES	RESPONSES	
Valet	27.95%	71
Golf carts	30.71%	78
Rideshare	16.54%	42
None of the above	51.18%	130
Total Respondents: 254		

## Q7 Would like to continue the promenade but with a modified configuration?

Answered: 286 Skipped: 1,338



ANSWER CHOICES	RESPONSES	
Yes	47.20%	135
No	52.80%	151
TOTAL		286

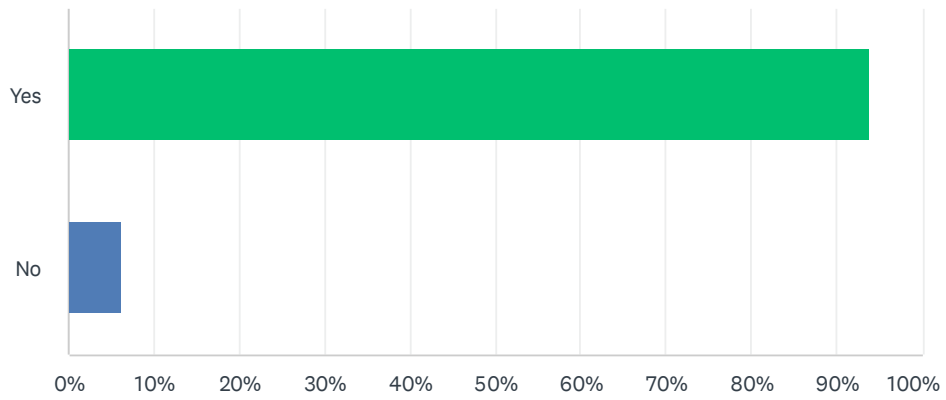
Q8 Do you support opening Ocean Drive Promenade to general vehicular traffic during certain hours of the day/days of the week? If so, please specify

Answered: 230 Skipped: 1,394



### Q9 Have you visited the promenade in the last 12-months?

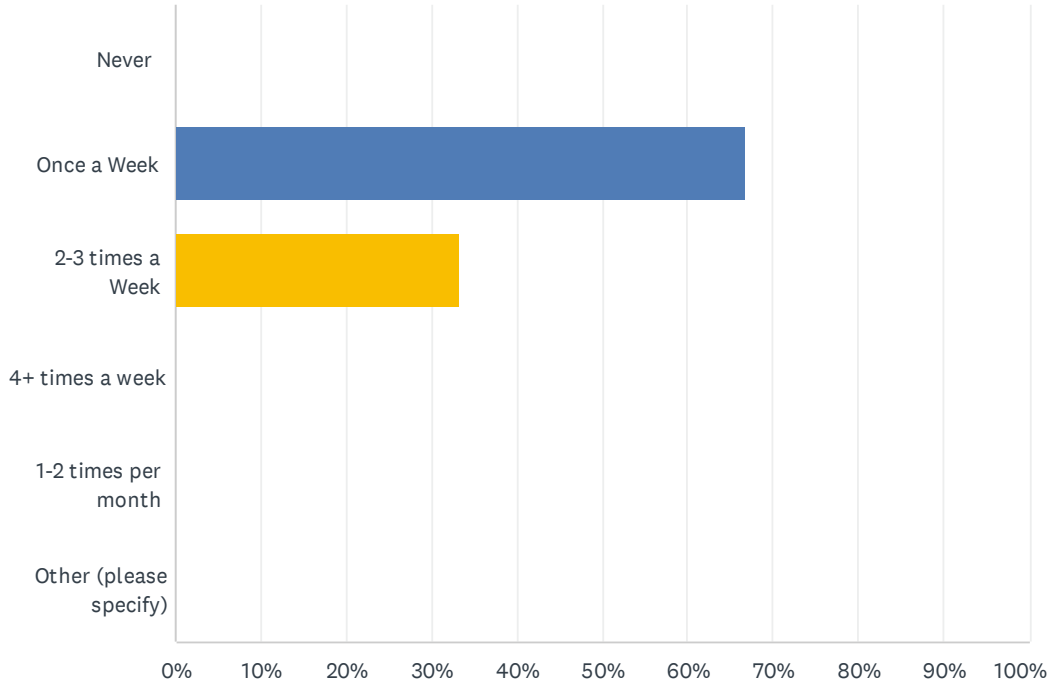
Answered: 1,280 Skipped: 344



ANSWER CHOICES	RESPONSES	
Yes	93.91%	1,202
No	6.09%	78
TOTAL		1,280

## Q10 How often do you visit the Ocean Drive Promenade (between 13th Street – 14th Place )?

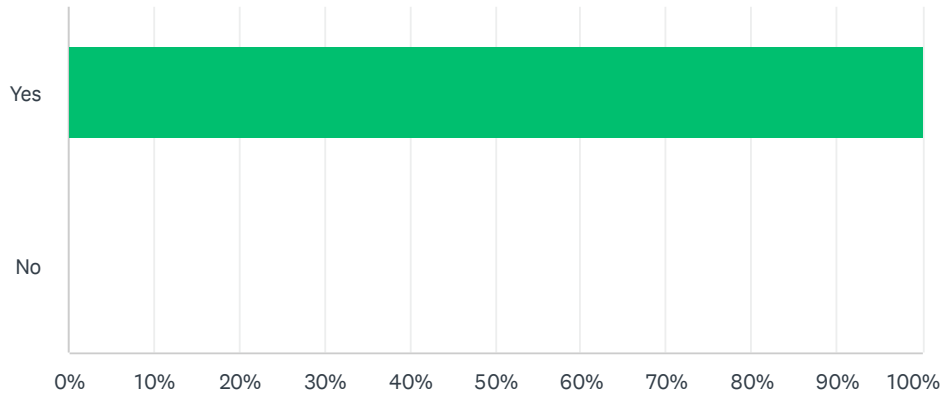
Answered: 3 Skipped: 1,621



ANSWER CHOICES	RESPONSES	
Never	0.00%	0
Once a Week	66.67%	2
2-3 times a Week	33.33%	1
4+ times a week	0.00%	0
1-2 times per month	0.00%	0
Other (please specify)	0.00%	0
<b>TOTAL</b>		<b>3</b>

# Q11 Have you been positively impacted by the opening of the Ocean Drive Promenade?

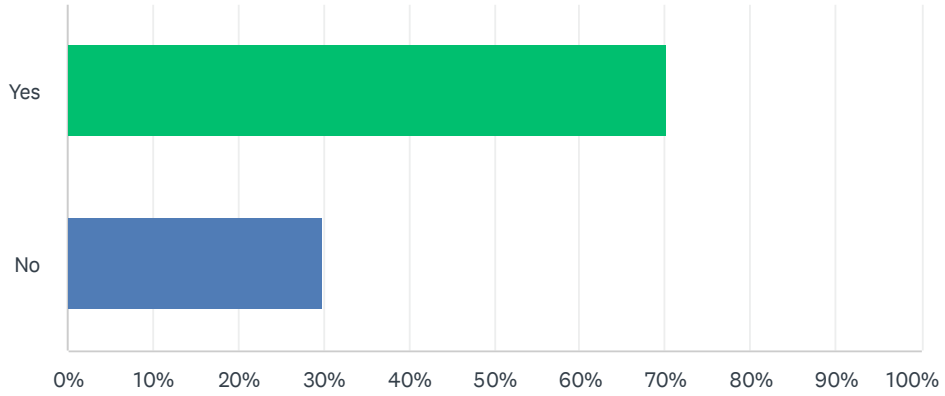
Answered: 3 Skipped: 1,621



ANSWER CHOICES	RESPONSES	
Yes	100.00%	3
No	0.00%	0
TOTAL		3

# Q12 Do you support the Ocean Drive Promenade remaining in its current state configuration?

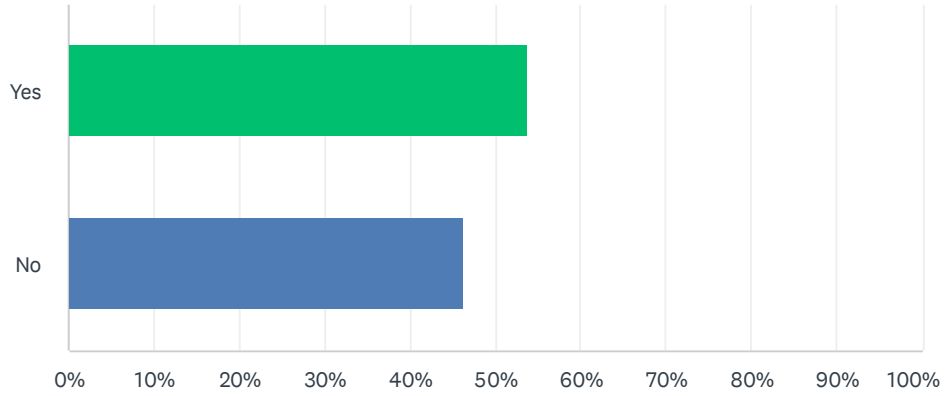
Answered: 918 Skipped: 706



ANSWER CHOICES	RESPONSES	
Yes	70.04%	643
No	29.96%	275
TOTAL		918

### Q13 Do you support mobility options to facilitate accessibility on the Ocean Drive Promenade?

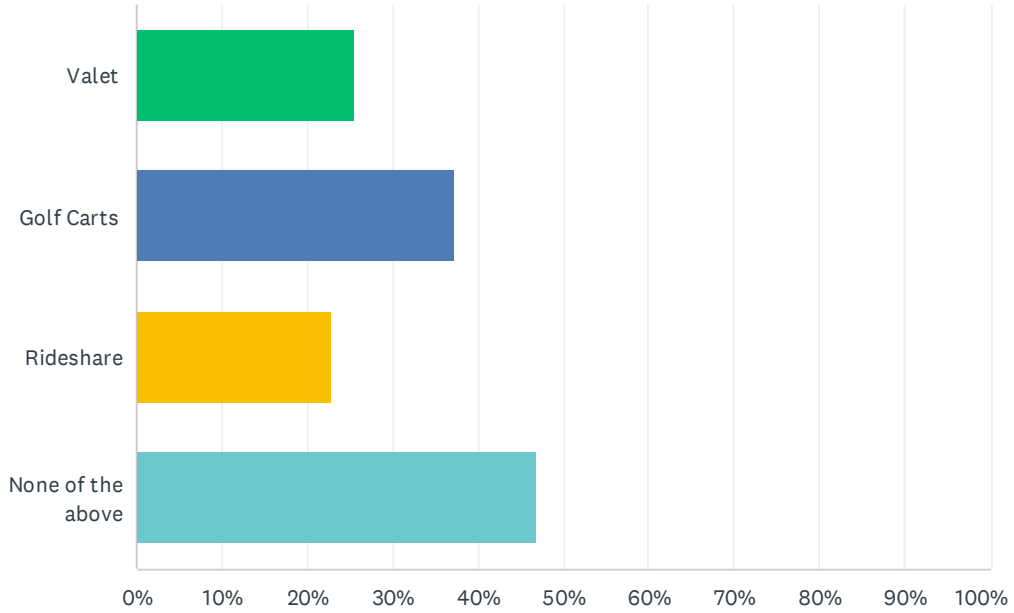
Answered: 916 Skipped: 708



ANSWER CHOICES	RESPONSES	
Yes	53.82%	493
No	46.18%	423
TOTAL		916

### Q14 If Yes, which of the following mobility services do you support (check all that apply)

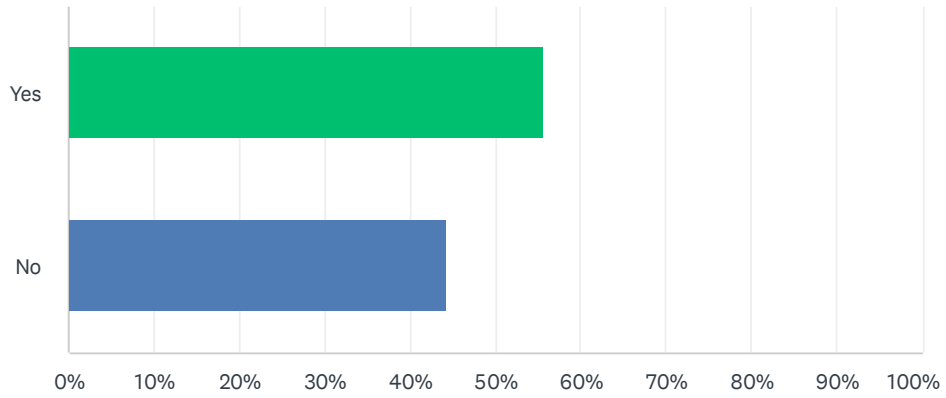
Answered: 770 Skipped: 854



ANSWER CHOICES	RESPONSES	
Valet	25.58%	197
Golf Carts	37.27%	287
Rideshare	22.73%	175
None of the above	46.88%	361
Total Respondents: 770		

### Q15 Would like to continue the promenade but with a modified configuration?

Answered: 882 Skipped: 742



ANSWER CHOICES	RESPONSES	
Yes	55.67%	491
No	44.33%	391
TOTAL		882

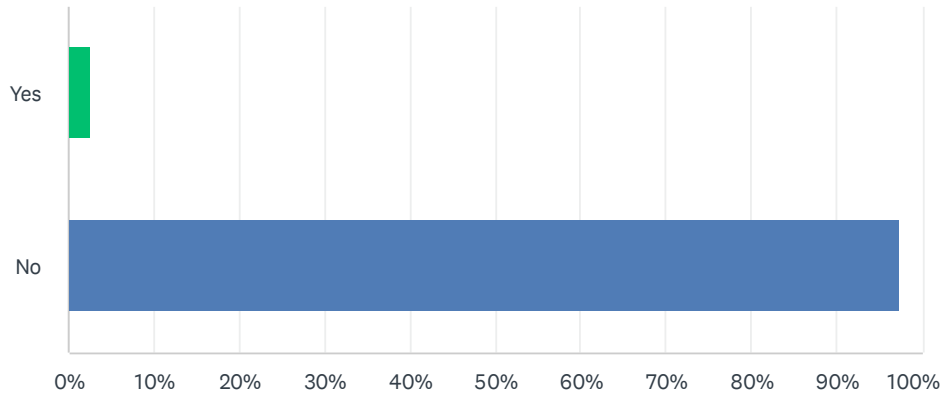
**Q16 Do you support opening Ocean Drive Promenade to general vehicular traffic during certain hours of the day/days of the week? If so, please specify**

Answered: 649 Skipped: 975



### Q17 Are you an Ocean Drive retail business owner?

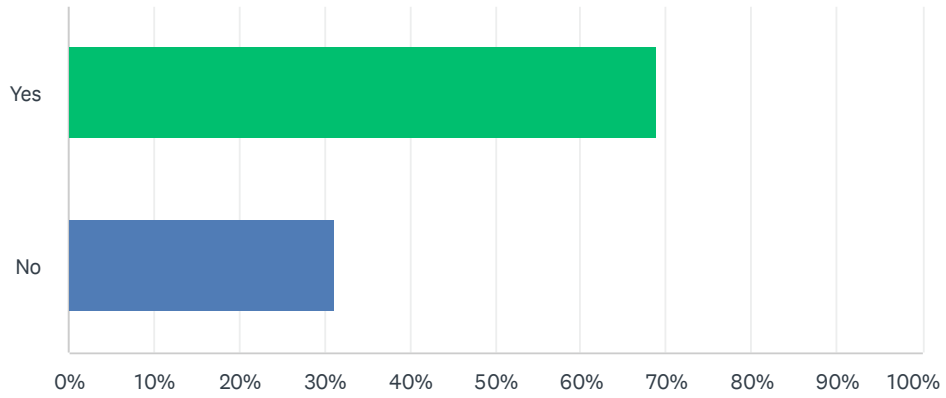
Answered: 1,198 Skipped: 426



ANSWER CHOICES	RESPONSES	
Yes	2.59%	31
No	97.41%	1,167
TOTAL		1,198

# Q18 Has your business been positively impacted by the opening of the Ocean Drive Promenade?

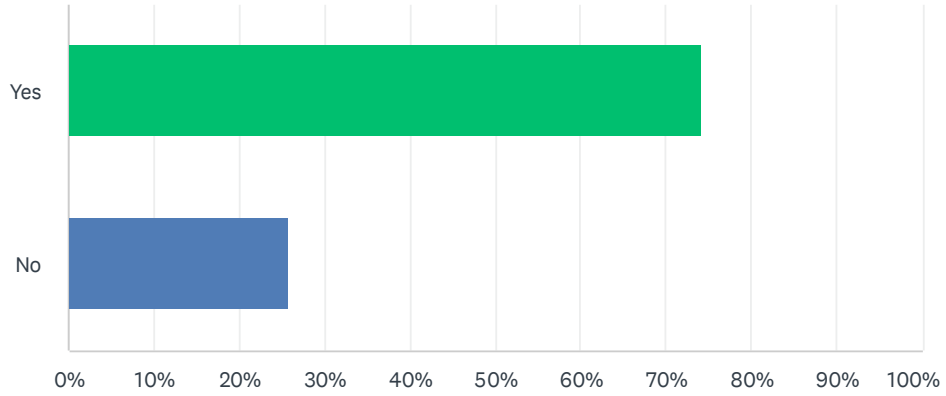
Answered: 29 Skipped: 1,595



ANSWER CHOICES	RESPONSES	
Yes	68.97%	20
No	31.03%	9
TOTAL		29

# Q19 Do you support the Ocean Drive Promenade remaining in its current configuration?

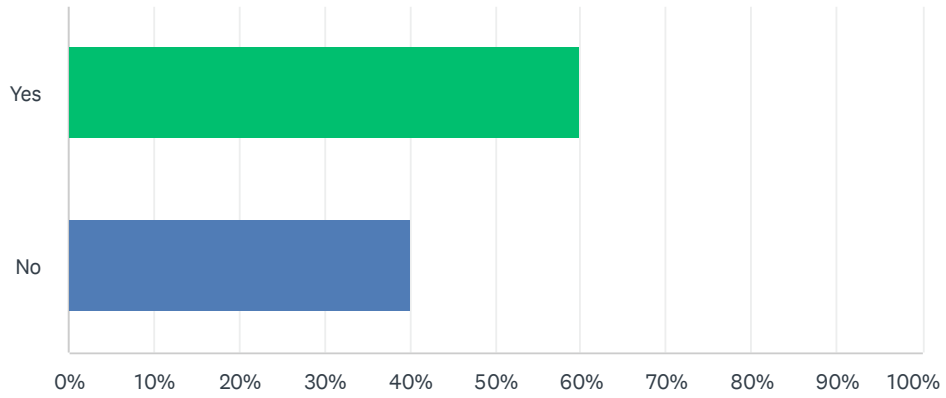
Answered: 31 Skipped: 1,593



ANSWER CHOICES	RESPONSES	
Yes	74.19%	23
No	25.81%	8
TOTAL		31

## Q20 Do you support mobility options to facilitate accessibility on the Ocean Drive Promenade?

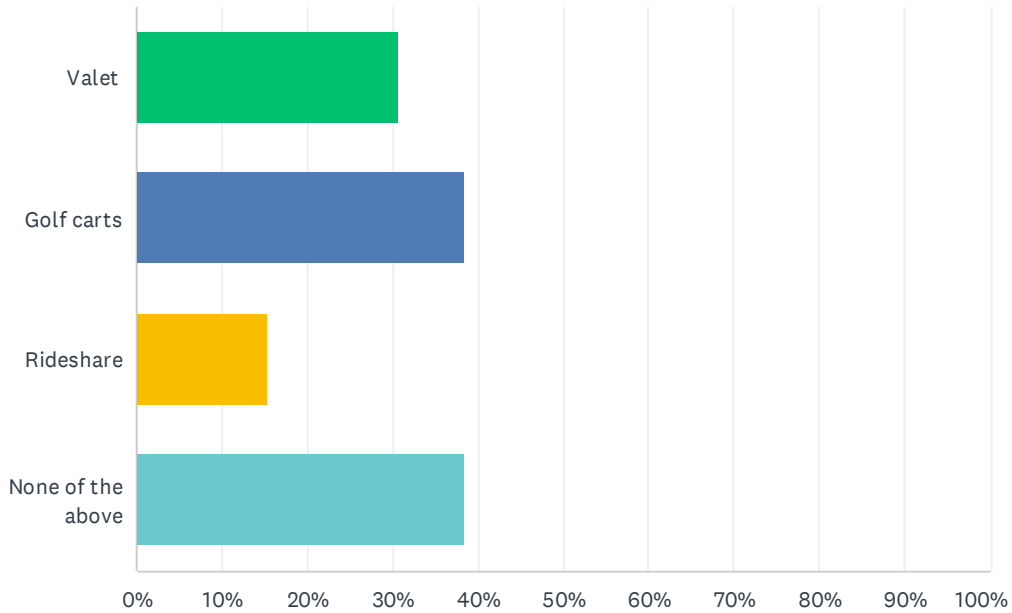
Answered: 30 Skipped: 1,594



ANSWER CHOICES	RESPONSES	
Yes	60.00%	18
No	40.00%	12
TOTAL		30

### Q21 If Yes, which of the following mobility services do you support (check all that apply)

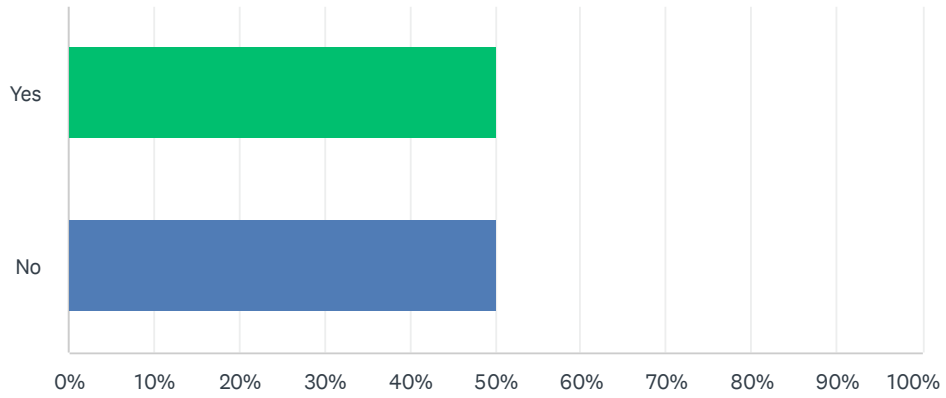
Answered: 26 Skipped: 1,598



ANSWER CHOICES	RESPONSES
Valet	30.77% 8
Golf carts	38.46% 10
Rideshare	15.38% 4
None of the above	38.46% 10
Total Respondents: 26	

## Q22 Would like to continue the promenade but with a modified configuration?

Answered: 26 Skipped: 1,598



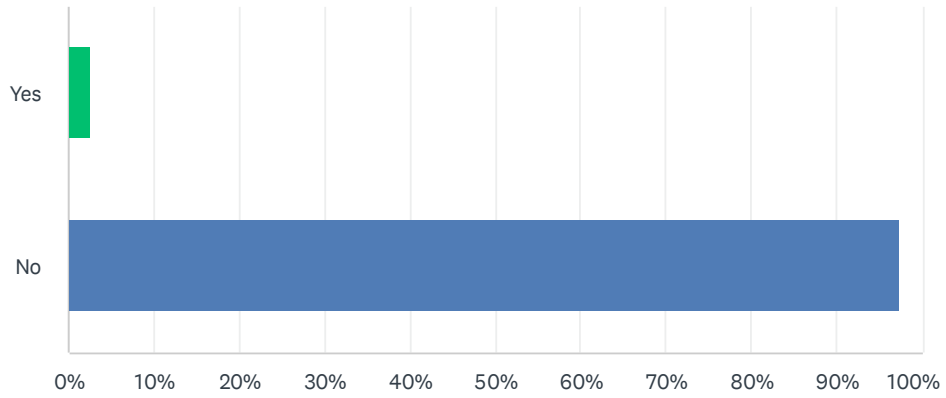
ANSWER CHOICES	RESPONSES	
Yes	50.00%	13
No	50.00%	13
TOTAL		26

Q23 Do you support opening Ocean Drive Promenade to general vehicular traffic during certain hours of the day/days of the week? If so, please specify

Answered: 25 Skipped: 1,599

## Q24 Are you an Ocean Drive hotel operator?

Answered: 1,178 Skipped: 446

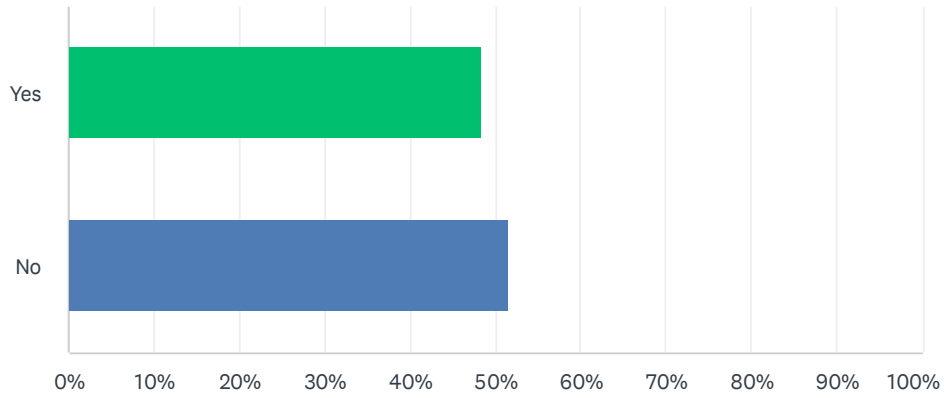


ANSWER CHOICES	RESPONSES	
Yes	2.55%	30
No	97.45%	1,148
TOTAL		1,178



## Q25 Has your business been positively impacted by the opening of the Ocean Drive Promenade?

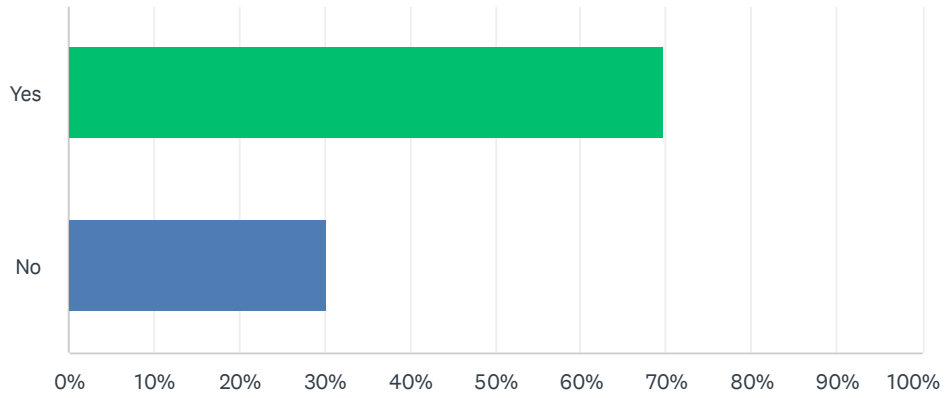
Answered: 33 Skipped: 1,591



ANSWER CHOICES	RESPONSES	
Yes	48.48%	16
No	51.52%	17
TOTAL		33

## Q26 Do you have valet services

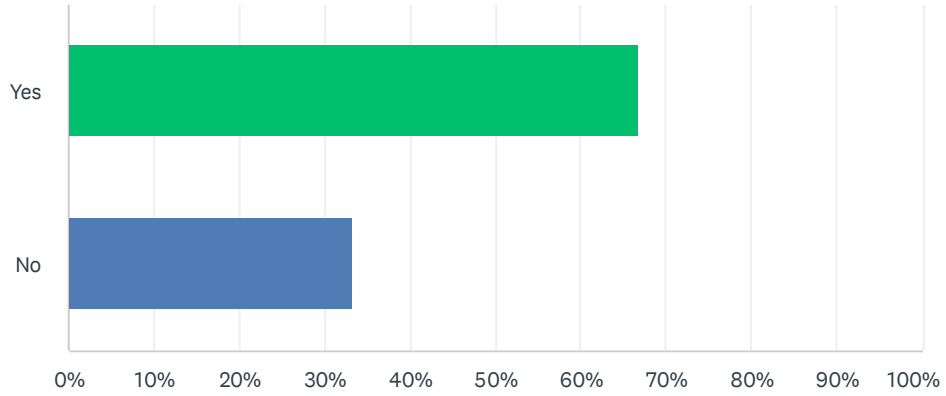
Answered: 33 Skipped: 1,591



ANSWER CHOICES	RESPONSES	
Yes	69.70%	23
No	30.30%	10
TOTAL		33

## Q27 Do you support mobility options to facilitate accessibility on the Ocean Drive Promenade?

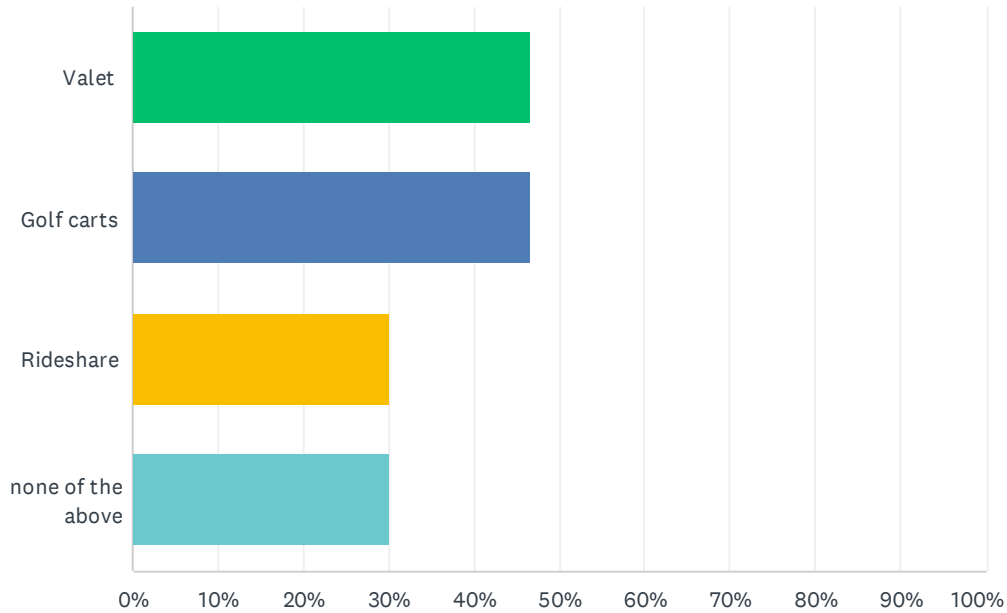
Answered: 30 Skipped: 1,594



ANSWER CHOICES	RESPONSES	
Yes	66.67%	20
No	33.33%	10
TOTAL		30

### Q28 If Yes, which of the following mobility services do you support (check all that apply)

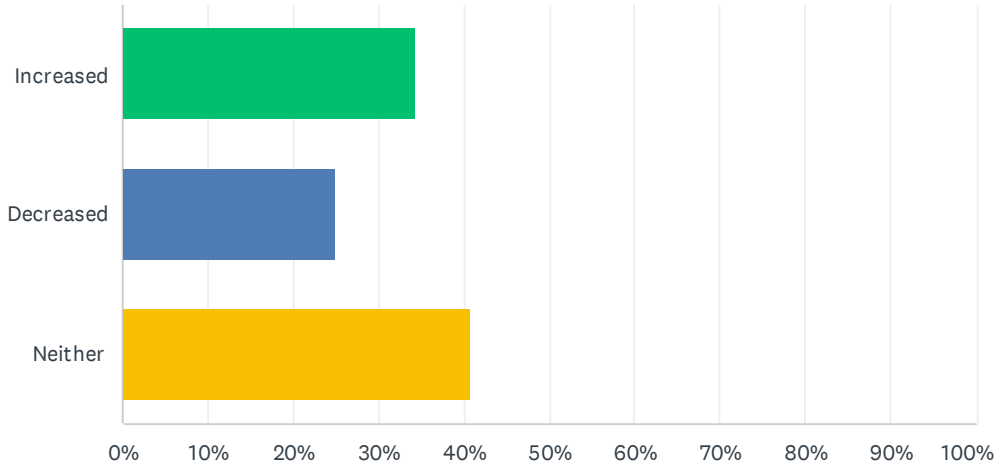
Answered: 30 Skipped: 1,594



ANSWER CHOICES	RESPONSES	
Valet	46.67%	14
Golf carts	46.67%	14
Rideshare	30.00%	9
none of the above	30.00%	9
Total Respondents: 30		

## Q29 Has your customer/guest satisfaction score/rating increased or decreased with the opening of Ocean Drive Promenade?

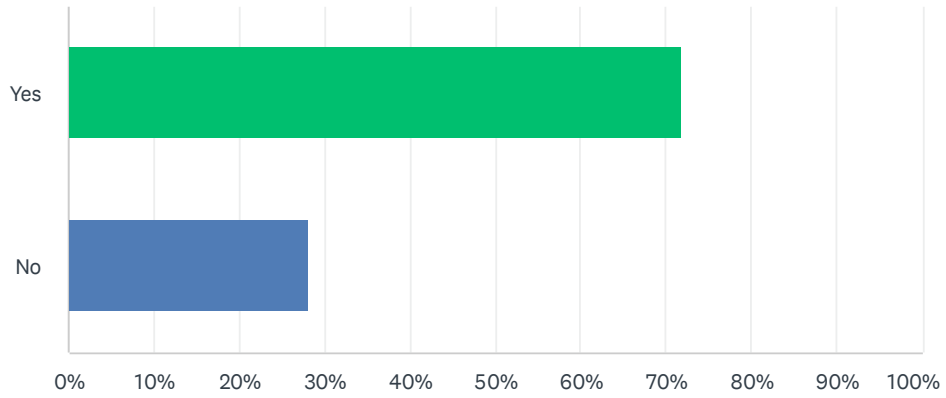
Answered: 32 Skipped: 1,592



ANSWER CHOICES	RESPONSES
Increased	34.38% 11
Decreased	25.00% 8
Neither	40.63% 13
TOTAL	32

### Q30 Do you support Ocean Drive Promenade remaining in its current configuration?

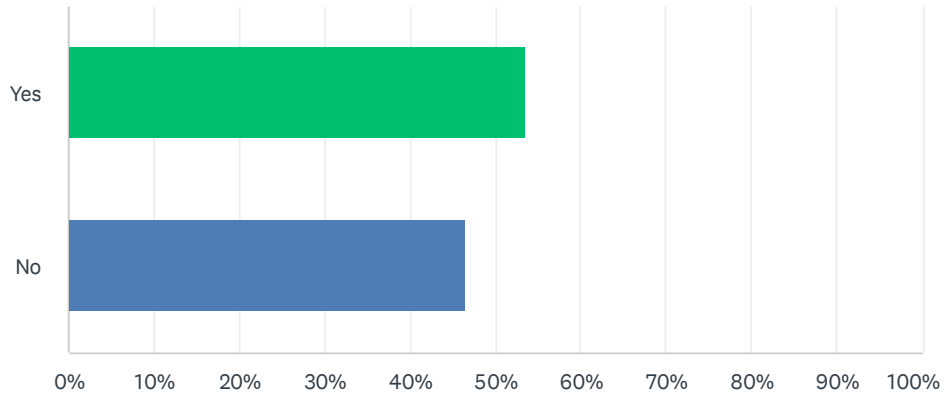
Answered: 32 Skipped: 1,592



ANSWER CHOICES	RESPONSES	
Yes	71.88%	23
No	28.13%	9
TOTAL		32

### Q31 Would like to continue the promenade but with a modified configuration?

Answered: 28 Skipped: 1,596



ANSWER CHOICES	RESPONSES	
Yes	53.57%	15
No	46.43%	13
TOTAL		28

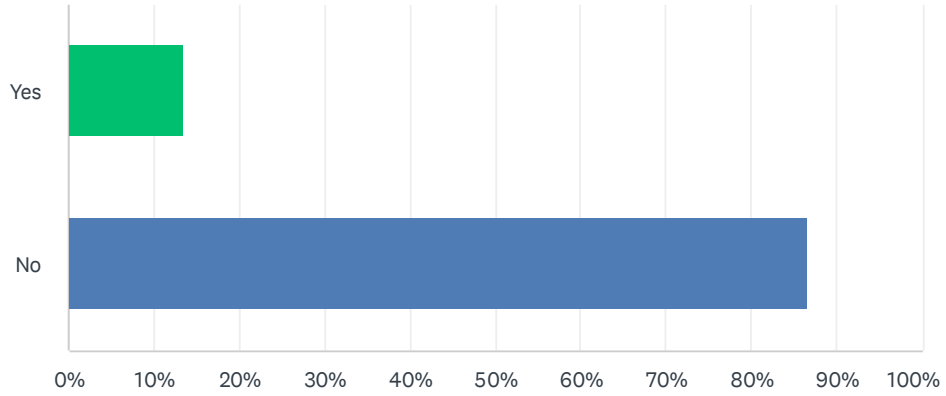
Q32 Do you support opening Ocean Drive Promenade to general vehicular traffic during certain hours of the day/days of the week? If so, please specify

Answered: 20 Skipped: 1,604



### Q33 Do you work/employee on Ocean Drive and are neither an Ocean Drive resident nor business owner?

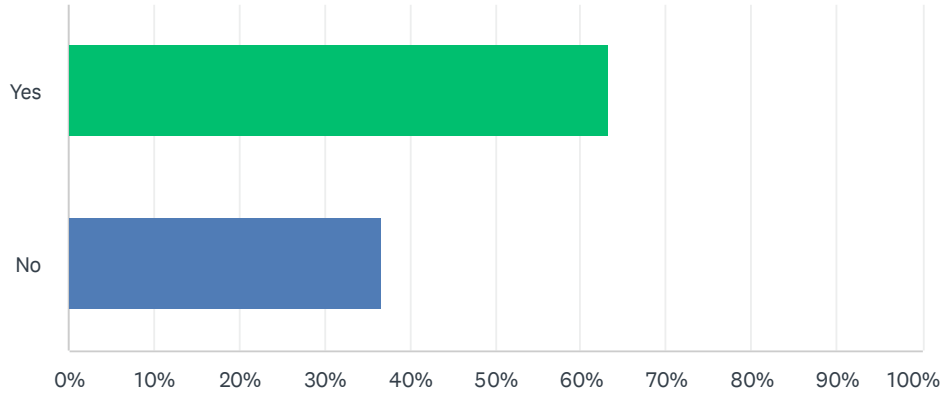
Answered: 1,165 Skipped: 459



ANSWER CHOICES	RESPONSES	
Yes	13.39%	156
No	86.61%	1,009
TOTAL		1,165

### Q34 Do you support the Ocean Drive Promenade remaining in its current configuration?

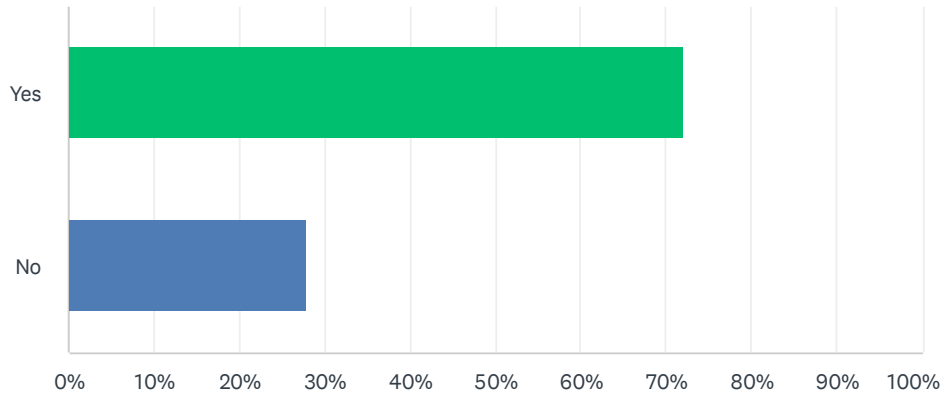
Answered: 128 Skipped: 1,496



ANSWER CHOICES	RESPONSES	
Yes	63.28%	81
No	36.72%	47
TOTAL		128

### Q35 Do you support mobility options to facilitate accessibility on the Ocean Drive Promenade?

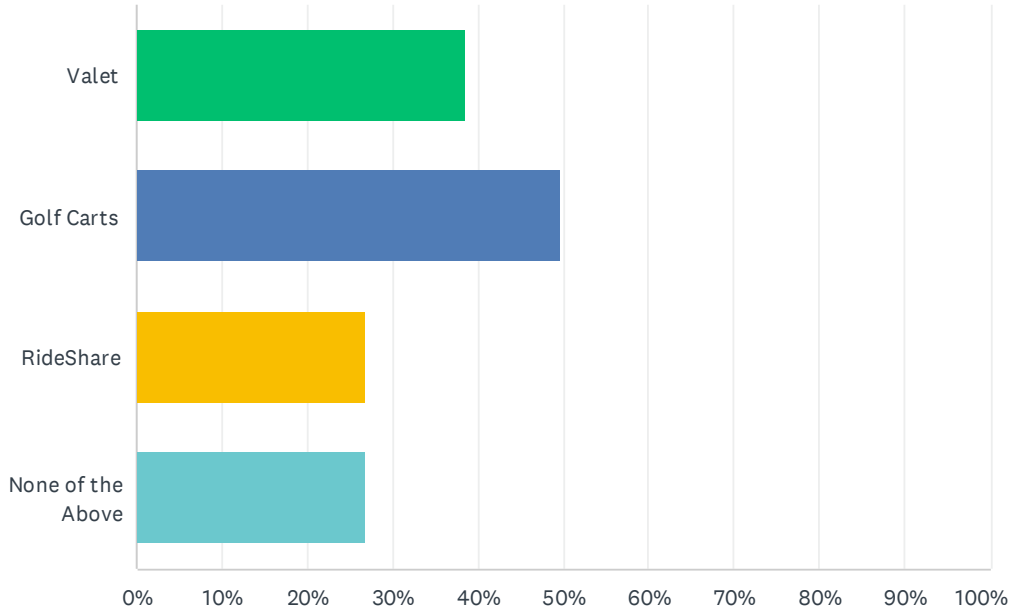
Answered: 125 Skipped: 1,499



ANSWER CHOICES	RESPONSES	
Yes	72.00%	90
No	28.00%	35
TOTAL		125

### Q36 If Yes, which of the following mobility services do you support (check all that apply)

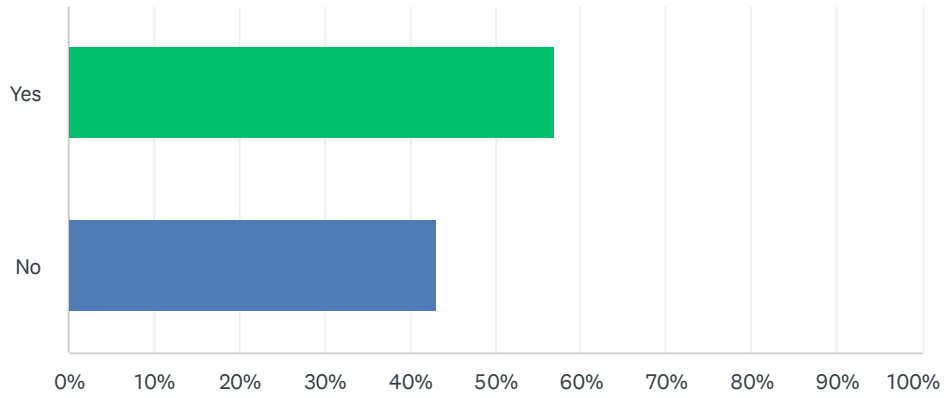
Answered: 119 Skipped: 1,505



ANSWER CHOICES	RESPONSES
Valet	38.66% 46
Golf Carts	49.58% 59
RideShare	26.89% 32
None of the Above	26.89% 32
Total Respondents: 119	

### Q37 Would like to continue the promenade but with a modified configuration?

Answered: 121 Skipped: 1,503



ANSWER CHOICES	RESPONSES	
Yes	57.02%	69
No	42.98%	52
TOTAL		121

Q38 Do you support opening Ocean Drive Promenade to general vehicular traffic during certain hours of the day/days of the week? If so, please specify.

Answered: 67 Skipped: 1,557

## Q39 Name

Answered: 689 Skipped: 935

ANSWER CHOICES	RESPONSES	
First name	100.00%	689
Last name	100.00%	689
	0.00%	0
	0.00%	0
	0.00%	0

## Q40 Email

Answered: 689 Skipped: 935

ANSWER CHOICES	RESPONSES	
Email Address	100.00%	689



## Q41 Address

Answered: 689 Skipped: 935

ANSWER CHOICES	RESPONSES	
Street Address	100.00%	689
	0.00%	0
City	100.00%	689
State	100.00%	689
Zip Code	100.00%	689
Country	100.00%	689