

MIAMI BEACH

PLANNING DEPARTMENT, 1700 CONVENTION CENTER DRIVE, 2ND FLOOR
MIAMI BEACH, FLORIDA 33139, WWW.MIAMIBEACHFL.GOV
305-673-7550

LAND USE BOARD HEARING APPLICATION

THE FOLLOWING APPLICATION IS SUBMITTED FOR REVIEW AND CONSIDERATION OF THE PROJECT DESCRIBED HEREIN BY THE LAND USE BOARD SELECTED BELOW. A SEPARATE APPLICATION MUST BE COMPLETED FOR EACH BOARD REVIEWING THE PROPOSED PROJECT.

- BOARD OF ADJUSTMENT
 - VARIANCE FROM A PROVISION OF THE LAND DEVELOPMENT REGULATIONS
 - APPEAL OF AN ADMINISTRATIVE DECISION

- DESIGN REVIEW BOARD
 - DESIGN REVIEW APPROVAL
 - VARIANCE RELATED TO PROJECT BEING CONSIDERED OR APPROVED BY DRB.

- HISTORIC PRESERVATION BOARD
 - CERTIFICATE OF APPROPRIATENESS FOR DESIGN
 - CERTIFICATE OF APPROPRIATENESS TO DEMOLISH A STRUCTURE
 - HISTORIC DISTRICT / SITE DESIGNATION
 - VARIANCE RELATED TO PROJECT BEING CONSIDERED OR APPROVED BY HPB.

- PLANNING BOARD
 - CONDITIONAL USE PERMIT
 - LOT SPLIT APPROVAL
 - AMENDMENT TO THE LAND DEVELOPMENT REGULATIONS OR ZONING MAP
 - AMENDMENT TO THE COMPREHENSIVE PLAN OR FUTURE LAND USE MAP

- FLOOD PLAIN MANAGEMENT BOARD
 - FLOOD PLAIN WAIVER

- OTHER _____

SUBJECT PROPERTY ADDRESS: LUMMUS PARK, 599 OCEAN DRIVE, MIAMI BEACH, FL 33139

LEGAL DESCRIPTION: PLEASE ATTACH LEGAL DESCRIPTION AS "EXHIBIT A"

FOLIO NUMBER (S) 02-3203-000-0030

1. APPLICANT: OWNER OF THE SUBJECT PROPERTY TENANT ARCHITECT LANDSCAPE ARCHITECT
 ENGINEER CONTRACTOR OTHER _____

NAME CITY OF MIAMI BEACH
ADDRESS 1700 CONVENTION CENTER DRIVE, MIAMI BEACH, FL 33139
BUSINESS PHONE 305-673-7000 CELL PHONE _____
E-MAIL ADDRESS _____

OWNER IF DIFFERENT THAN APPLICANT:

NAME _____
ADDRESS _____
BUSINESS PHONE _____ CELL PHONE _____
E-MAIL ADDRESS _____

2. AUTHORIZED REPRESENTATIVE(S):

ATTORNEY:

NAME _____
ADDRESS _____
BUSINESS PHONE _____ CELL PHONE _____
E-MAIL ADDRESS _____

AGENT:

NAME JOHN REBAR
ADDRESS 1701 MERIDIAN AVENUE, #401, MIAMI BEACH, FL 33139
BUSINESS PHONE 305-673-7730 CELL PHONE _____
E-MAIL ADDRESS _____

CONTACT:

NAME JOSE DEL RISCO
ADDRESS 1701 MERIDIAN AVENUE, #401, MIAMI BEACH, FL 33139
BUSINESS PHONE 305-673-7730 CELL PHONE 786-251-7024
E-MAIL ADDRESS _____

3. PARTY RESPONSIBLE FOR PROJECT DESIGN:

ARCHITECT LANDSCAPE ARCHITECT ENGINEER CONTRACTOR OTHER: _____

NAME _____
ADDRESS _____
BUSINESS PHONE _____ CELL PHONE _____
E-MAIL ADDRESS _____

FILE NO. _____

4. SUMMARY OF APPLICATION – PROVIDE BRIEF SCOPE OF PROJECT:

REPLACE EXISTING FITNESS EQUIPMENT AT
"MUSCLE BEACH" WITHIN LUMMUS PARK (9TH STREET
AND OCEAN DRIVE).

- 4A. IS THERE AN EXISTING BUILDING(S) ON THE SITE YES NO
- 4B. DOES THE PROJECT INCLUDE INTERIOR OR EXTERIOR DEMOLITION YES NO
- 4C. PROVIDE THE TOTAL FLOOR AREA OF THE NEW BUILDING (IF APPLICABLE) N/A SQ. FT.
- 4D. PROVIDE THE TOTAL GROSS FLOOR AREA OF THE NEW BUILDING (INCLUDING REQUIRED PARKING AND ALL USEABLE FLOOR SPACE). N/A SQ. FT.

5. APPLICATION FEE (TO BE COMPLETED BY PLANNING STAFF) \$ _____

- A SEPARATE DISCLOSURE OF INTEREST FORM MUST BE SUBMITTED WITH THIS APPLICATION IF THE APPLICANT OR OWNER IS A CORPORATION, PARTNERSHIP, LIMITED PARTNERSHIP OR TRUSTEE.
- ALL APPLICABLE AFFIDAVITS MUST BE COMPLETED AND THE PROPERTY OWNER MUST COMPLETE AND SIGN THE "POWER OF ATTORNEY" PORTION OF THE AFFIDAVIT IF THEY WILL NOT BE PRESENT AT THE HEARING, OR IF OTHER PERSONS ARE SPEAKING ON THEIR BEHALF.
- TO REQUEST THIS MATERIAL IN ALTERNATE FORMAT, SIGN LANGUAGE INTERPRETER (FIVE-DAY NOTICE IS REQUIRED), INFORMATION ON ACCESS FOR PERSONS WITH DISABILITIES, AND ACCOMMODATION TO REVIEW ANY DOCUMENT OR PARTICIPATE IN ANY CITY-SPONSORED PROCEEDINGS, CALL 305.604.2489 AND SELECT (1) FOR ENGLISH OR (2) FOR SPANISH, THEN OPTION 6; TTY USERS MAY CALL VIA 711 (FLORIDA RELAY SERVICE).


PLEASE READ THE FOLLOWING AND ACKNOWLEDGE BELOW:

- APPLICATIONS FOR ANY BOARD HEARING(S) WILL NOT BE ACCEPTED WITHOUT PAYMENT OF THE REQUIRED FEE. ALL CHECKS ARE TO BE MADE PAYABLE TO THE "CITY OF MIAMI BEACH".
- PUBLIC RECORDS NOTICE – ALL DOCUMENTATION, SUBMITTED FOR THIS APPLICATION IS CONSIDERED A PUBLIC RECORD SUBJECT TO CHAPTER 119 OF THE FLORIDA STATUTES AND SHALL BE DISCLOSED UPON REQUEST.
- IN ACCORDANCE WITH THE REQUIREMENTS OF SECTION 2-482 OF THE CODE OF THE CITY OF MIAMI BEACH, ANY INDIVIDUAL OR GROUP THAT WILL BE COMPENSATED TO SPEAK OR REFRAIN FROM SPEAKING IN FAVOR OR AGAINST A PROJECT BEING PRESENTED BEFORE ANY OF THE CITY'S LAND USE BOARDS, SHALL FULLY DISCLOSE, PRIOR TO THE PUBLIC HEARING, THAT THEY HAVE BEEN, OR WILL BE COMPENSATED. SUCH PARTIES INCLUDE: ARCHITECTS, LANDSCAPE ARCHITECTS, ENGINEERS, CONTRACTORS, OR OTHER PERSONS RESPONSIBLE FOR PROJECT DESIGN, AS WELL AS AUTHORIZED REPRESENTATIVES ATTORNEYS OR AGENTS AND CONTACT PERSONS WHO ARE REPRESENTING OR APPEARING ON BEHALF OF A THIRD PARTY; SUCH INDIVIDUALS MUST REGISTER WITH THE CITY CLERK PRIOR TO THE HEARING.

FILE NO. _____

- IN ACCORDANCE WITH SEC.118-31. - DISCLOSURE REQUIREMENT. EACH PERSON OR ENTITY REQUESTING APPROVAL, RELIEF OR OTHER ACTION FROM THE PLANNING BOARD, DESIGN REVIEW BOARD, HISTORIC PRESERVATION BOARD (INCLUDING THE JOINT DESIGN REVIEW BOARD/HISTORIC PRESERVATION BOARD), OR THE BOARD OF ADJUSTMENT SHALL DISCLOSE, AT THE COMMENCEMENT (OR CONTINUANCE) OF THE PUBLIC HEARING(S), ANY CONSIDERATION PROVIDED OR COMMITTED, DIRECTLY OR ON ITS BEHALF, FOR AN AGREEMENT TO SUPPORT OR WITHHOLD OBJECTION TO THE REQUESTED APPROVAL, RELIEF OR ACTION, EXCLUDING FROM THIS REQUIREMENT CONSIDERATION FOR LEGAL OR DESIGN PROFESSIONAL SERVICES RENDERED OR TO BE RENDERED. THE DISCLOSURE SHALL; (i) BE IN WRITING, (ii) INDICATE TO WHOM THE CONSIDERATION HAS BEEN PROVIDED OR COMMITTED, (iii) GENERALLY DESCRIBE THE NATURE OF THE CONSIDERATION, AND (iv) BE READ INTO THE RECORD BY THE REQUESTING PERSON OR ENTITY PRIOR TO SUBMISSION TO THE SECRETARY/CLERK OF THE RESPECTIVE BOARD. UPON DETERMINATION BY THE APPLICABLE BOARD THAT THE FOREGOING DISCLOSURE REQUIREMENT WAS NOT TIMELY SATISFIED BY THE PERSON OR ENTITY REQUESTING APPROVAL, RELIEF OR OTHER ACTION AS PROVIDED ABOVE, THEN (i) THE APPLICATION OR ORDER, AS APPLICABLE, SHALL IMMEDIATELY BE DEEMED NULL AND VOID WITHOUT FURTHER FORCE OR EFFECT, AND (ii) NO APPLICATION FROM SAID PERSON OR ENTITY FOR THE SUBJECT PROPERTY SHALL BE REVIEWED OR CONSIDERED BY THE APPLICABLE BOARD(S) UNTIL EXPIRATION OF A PERIOD OF ONE YEAR AFTER THE NULLIFICATION OF THE APPLICATION OR ORDER. IT SHALL BE UNLAWFUL TO EMPLOY ANY DEVICE, SCHEME OR ARTIFICE TO CIRCUMVENT THE DISCLOSURE REQUIREMENTS OF THIS SECTION AND SUCH CIRCUMVENTION SHALL BE DEEMED A VIOLATION OF THE DISCLOSURE REQUIREMENTS OF THIS SECTION.
- WHEN THE APPLICABLE BOARD REACHES A DECISION A FINAL ORDER WILL BE ISSUED STATING THE BOARD'S DECISION AND ANY CONDITIONS IMPOSED THEREIN. THE FINAL ORDER WILL BE RECORDED WITH THE MIAMI-DADE CLERK OF COURTS. THE ORIGINAL BOARD ORDER SHALL REMAIN ON FILE WITH THE CITY OF MIAMI BEACH PLANNING DEPARTMENT. UNDER NO CIRCUMSTANCES WILL A BUILDING PERMIT BE ISSUED BY THE CITY OF MIAMI BEACH WITHOUT A COPY OF THE RECORDED FINAL ORDER BEING INCLUDED AND MADE A PART OF THE PLANS SUBMITTED FOR A BUILDING PERMIT.

THE AFOREMENTIONED IS ACKNOWLEDGED BY: OWNER OF THE SUBJECT PROPERTY
 AUTHORIZED REPRESENTATIVE

SIGNATURE: 
 PRINT NAME: John REBAR

FILE NO. _____

AFFIDAVIT

I, Eric T. Carpenter, being duly sworn, depose and say that I am the (Assistant) City Manager of the City of Miami Beach and as such, have been authorized by the City, to file an application for a Historic Preservation Board public hearing.


This instrument is executed pursuant to the requirements of the Planning Department and attests to the accuracy of the above statement. Execution hereof does not constitute approval or disapproval of the application which it addresses.

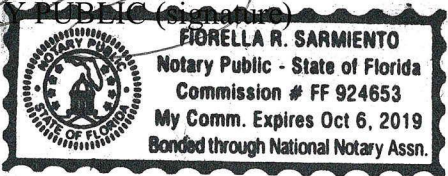


(ASSISTANT) CITY MANAGER'S SIGNATURE

STATE OF FLORIDA)
) SS
COUNTY OF MIAMI-DADE)

Sworn to and subscribed before me this 1 day of February, 2017. The foregoing instrument was acknowledged before me by _____, who is personally known to me and who did/did not take an oath.



NOTARY PUBLIC (Signature)


My commission expires:

NOTARY PUBLIC
STATE OF FLORIDA
(type, print or stamp name)

AFFIDAVIT

I, Eric T. Carpenter, being duly sworn, depose and say that I am the (Assistant) City Manager of the City of Miami Beach and as such, am the representative of the owner of the described real property, and am authorized by the City to sign this Affidavit as part of an application for a public hearing for the replacement of fitness equipment at Muscle Beach (Lummus Park – 9th Street & Ocean Drive) before the Historic Preservation Board.

I am aware of the nature and effect of the request described above relative to the subject property. I also hereby authorize the City of Miami Beach to enter the subject property for the sole purpose of posting a NOTICE OF PUBLIC HEARING on the property as required by law and I take the responsibility of removing this notice after the date of hearing.

This instrument is executed pursuant to the requirements of the Planning Department and attests to the accuracy of the above statement. Execution hereof does not constitute approval or disapproval of the application which it addresses.





(ASSISTANT) CITY MANAGER'S SIGNATURE

STATE OF FLORIDA)
) SS
COUNTY OF MIAMI-DADE)

Sworn to and subscribed before me this 1 day of February, 2011. The foregoing instrument was acknowledged before me by _____, who is personally known to me and who did/did not take an oath.

NOTARY PUBLIC (signature)





My commission expires:
NOTARY PUBLIC
STATE OF FLORIDA

(type, print or stamp name)



		MUNICIPALITY OF MIAMI Department of Public Works Office of Engineering		CONTRACT NO. 100-100-100-100	
PROJECT NO. 100-100-100-100		PROJECT NAME Calisthenic Park South Beach		DATE 10/10/2020	
CLIENT City of Miami		DESIGNER [Firm Name]		SCALE 1" = 10'-0"	
PROJECT LOCATION South Beach, Miami, FL		PROJECT NO. 100-100-100-100		DATE 10/10/2020	
PROJECT DESCRIPTION Installation of Calisthenic Park equipment		PROJECT NO. 100-100-100-100		DATE 10/10/2020	
PROJECT NO. 100-100-100-100		PROJECT NAME Calisthenic Park South Beach		DATE 10/10/2020	
PROJECT LOCATION South Beach, Miami, FL		PROJECT NO. 100-100-100-100		DATE 10/10/2020	
PROJECT DESCRIPTION Installation of Calisthenic Park equipment		PROJECT NO. 100-100-100-100		DATE 10/10/2020	


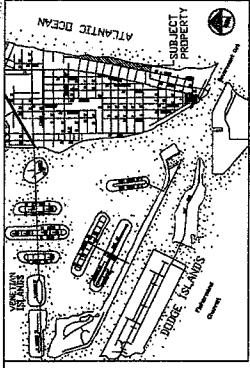


EXHIBIT "A"
LEGAL DESCRIPTION

34-53-42 3-54-42 20.AC STRIP OF LAND LYING BETWEEN OCEAN DRIVE & ATLANTIC OCEAN
AKA LUMMUS PARK & PORT LYING EAST & ADJACENT WEST OF EROSION LINE PER PB
105-62 LOT SIZE 957499 SQ FT M/L



LEGAL DESCRIPTION

SECTION 1, TOWNSHIP 6, RANGE 28E, COUNTY OF DADE, FLORIDA, ACCORDING TO THE SUBDIVISION OF LANDS THEREIN, BEING ACCORDING TO THE RECORDS OF THE PUBLIC RECORDS OF DADE COUNTY, FLORIDA.

REVISIONS:

REVISIONS AT A POINT ON THE WEST LINE OF THE NORTH HALF OF SECTION 1, TOWNSHIP 6, RANGE 28E, COUNTY OF DADE, FLORIDA, ACCORDING TO THE SUBDIVISION OF LANDS THEREIN, BEING ACCORDING TO THE RECORDS OF THE PUBLIC RECORDS OF DADE COUNTY, FLORIDA.

REVISIONS:

REVISIONS AT A POINT ON THE WEST LINE OF THE NORTH HALF OF SECTION 1, TOWNSHIP 6, RANGE 28E, COUNTY OF DADE, FLORIDA, ACCORDING TO THE SUBDIVISION OF LANDS THEREIN, BEING ACCORDING TO THE RECORDS OF THE PUBLIC RECORDS OF DADE COUNTY, FLORIDA.

REVISIONS:

REVISIONS AT A POINT ON THE WEST LINE OF THE NORTH HALF OF SECTION 1, TOWNSHIP 6, RANGE 28E, COUNTY OF DADE, FLORIDA, ACCORDING TO THE SUBDIVISION OF LANDS THEREIN, BEING ACCORDING TO THE RECORDS OF THE PUBLIC RECORDS OF DADE COUNTY, FLORIDA.

REVISIONS:

REVISIONS AT A POINT ON THE WEST LINE OF THE NORTH HALF OF SECTION 1, TOWNSHIP 6, RANGE 28E, COUNTY OF DADE, FLORIDA, ACCORDING TO THE SUBDIVISION OF LANDS THEREIN, BEING ACCORDING TO THE RECORDS OF THE PUBLIC RECORDS OF DADE COUNTY, FLORIDA.

REVISIONS:

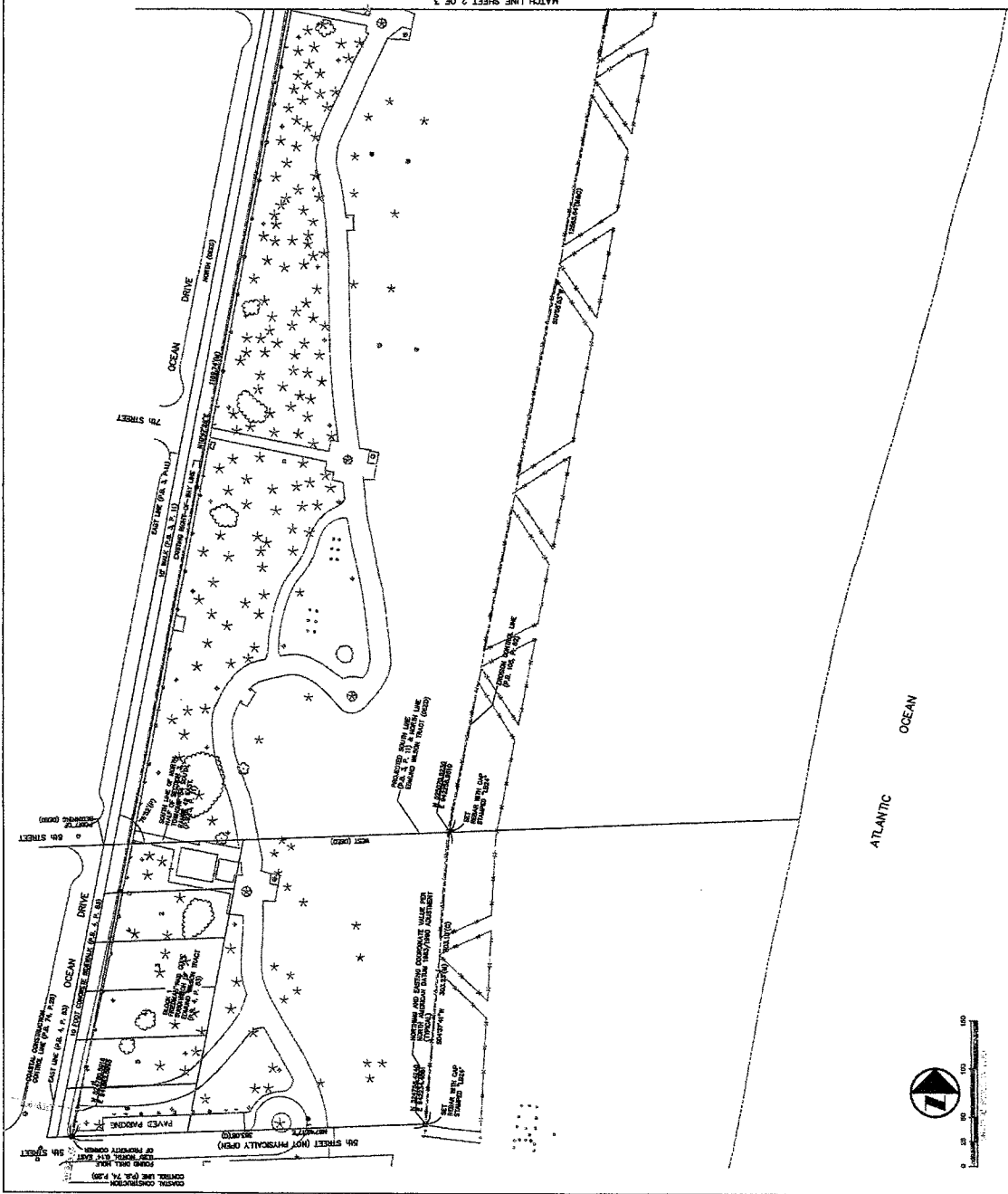
REVISIONS AT A POINT ON THE WEST LINE OF THE NORTH HALF OF SECTION 1, TOWNSHIP 6, RANGE 28E, COUNTY OF DADE, FLORIDA, ACCORDING TO THE SUBDIVISION OF LANDS THEREIN, BEING ACCORDING TO THE RECORDS OF THE PUBLIC RECORDS OF DADE COUNTY, FLORIDA.

REVISIONS:

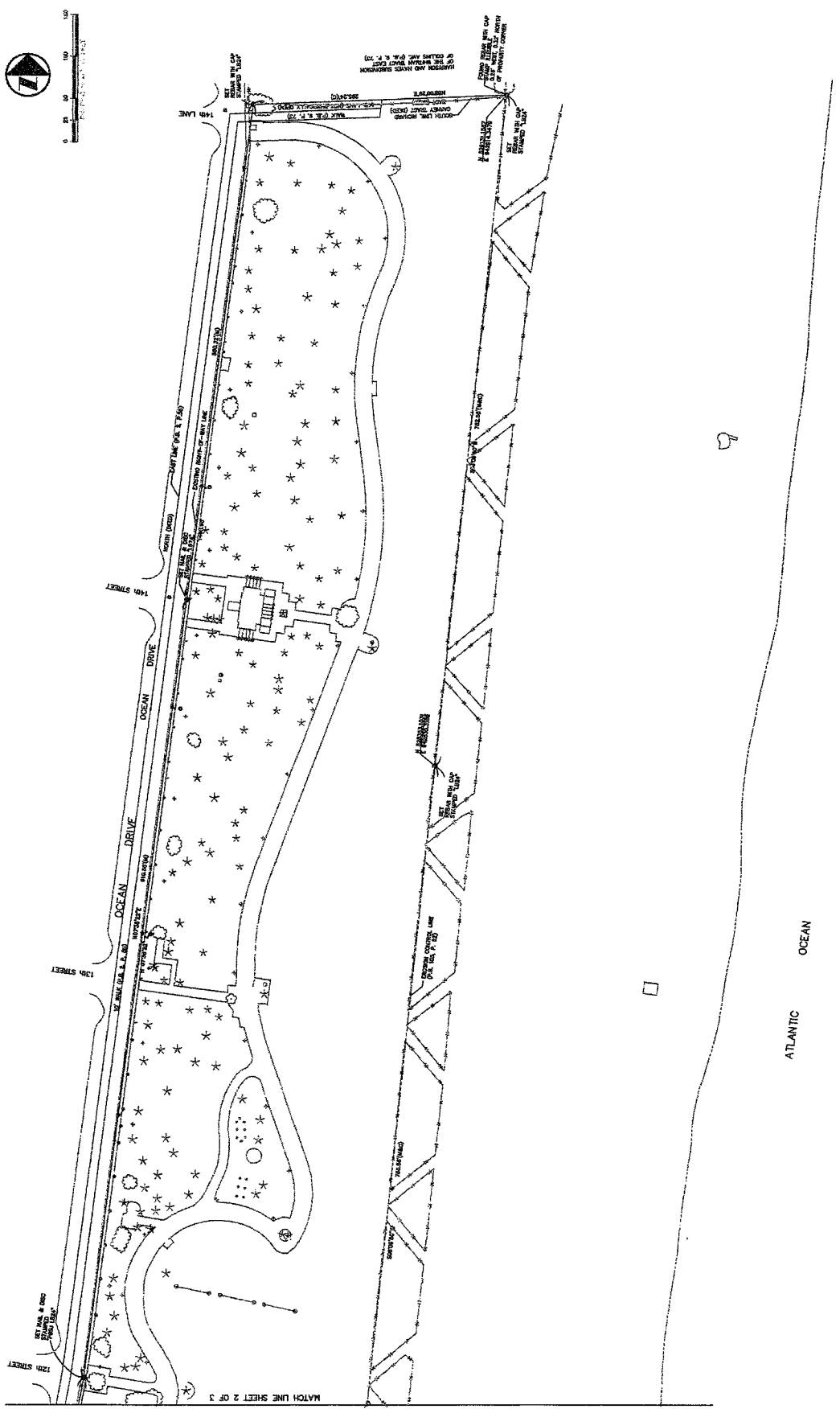
REVISIONS AT A POINT ON THE WEST LINE OF THE NORTH HALF OF SECTION 1, TOWNSHIP 6, RANGE 28E, COUNTY OF DADE, FLORIDA, ACCORDING TO THE SUBDIVISION OF LANDS THEREIN, BEING ACCORDING TO THE RECORDS OF THE PUBLIC RECORDS OF DADE COUNTY, FLORIDA.

ASSESSMENTS:


NO UNLAWFUL ENCROACHMENTS
NO UNLAWFUL DIMENSIONS
NO UNLAWFUL CALCULATED DIMENSIONS
NO UNLAWFUL PLAT PAGE



<p>ARCHITECTURE SURVEYING PLANNING</p> <p>POFF, BUCKLEY, SCRUB & BERENSON, INC.</p> <p>2001 N.W. 10th Avenue Miami, Florida 33136-2000 (305) 556-7000</p>	<p>CITY OF MIAMI BEACH RECREATION, CULTURE AND PARKS DEPARTMENT</p>	<p>LUMMUS PARK</p>	<p>BOUNDARY SURVEY</p>	<p>LAB NO. 1000000000 DRAWN BY CHECKED BY DATE SCALE SHEET 1/3</p>
<p>ORIGINAL: 1 REVISIONS: 2 3 4 5</p>	<p>6 7 8 9 10 11 12</p>	<p>PROJECT</p>	<p>TASK</p>	<p>DATE</p>



ARCHITECTURE PLANNING ENGINEERING LANDSCAPE ARCHITECTURE CONSTRUCTION ADMINISTRATION INTERIOR DESIGN ENVIRONMENTAL PLANNING TRAVEL PLANNING URBAN PLANNING RECREATION PLANNING TRANSPORTATION PLANNING WATER RESOURCES PLANNING ENERGY PLANNING INFRASTRUCTURE PLANNING PLANNING 2800 N.W. 107th AVENUE MIAMI, FLORIDA 33187-1000 PHONE: (305) 551-1000 WWW.PBS&J.COM POST: BUCKLEY, SCRUH & JERNIGAN, INC.	CLIENT CITY OF MIAMI BEACH RECREATION, CULTURE AND PARKS DEPARTMENT	PROJECT LUMMUS PARK	TASK BOUNDARY SURVEY	ORIGINAL REVISIONS: 1 2 3 4 5	6 7 8 9 10 11 12	JOB NO. 18-2505 DRAWN BY CHECKED DATE SCALE SHEET 3/3
	18-2505-3 10-20-2018 09:53 AM EDT					



IMPORTANT MESSAGE

When buying real estate property, you should not assume that property taxes will remain the same. Whenever there is a change in ownership, the assessed value of the property may reset to full market value, which could result in higher property taxes. Please use our Tax Estimator to approximate your new property taxes.

The Property Appraiser does not send tax bills and does not set or collect taxes. Please visit the Tax Collector's website directly for additional information.



Address Owner Name Subdivision Name Folio

SEARCH:

111 NW 1 St

Suite



[Back to Search Results](#)

PROPERTY INFORMATION

Folio: 02-3203-000-0030

Sub-Division:

Property Address
599 OCEAN DR
Miami Beach, FL 33139-2215
599 OCEAN DR

Owner
CITY OF MIAMI BEACH FLA
CITY HALL

Mailing Address
1700 CONVENTION CENTER DR
MIAMI BEACH, FL 33139-1819

Primary Zone
8000 COMMUNITY FACILITIES

Primary Land Use
8940 MUNICIPAL : MUNICIPAL

Beds / Baths / Half 0 / 0 / 0

Floors 1

Living Units 0

Actual Area

Living Area

Adjusted Area 26,331 Sq.Ft

Lot Size 957,499 Sq.Ft

Year Built 1953



Featured Online Tools

- | | | | | | |
|----------------------------------|-------------------------------|--|--|---------------------------------------|--|
| Comparable Sales | Glossary | Non-Ad Valorem Assessments | PA Additional Online Tools | Property Record Cards | Property Search Help |
| Tax Comparison | Tax Estimator | TRIM Notice | Property Taxes | Report Discrepancies | Report Homestead Fraud |
| | | | Value Adjustment Board | | |

ASSESSMENT INFORMATION

Year	2016	2015	2014
Land Value	\$47,874,950	\$45,738,000	\$43,560,000
Building Value	\$2,105,352	\$1,909,719	\$1,853,361
Extra Feature Value	\$98,115	\$98,991	\$99,867
Market Value	\$50,078,417	\$47,746,710	\$45,513,228

BENEFITS INFORMATION

Benefit	Type	2016	2015	2014
Municipal	Exemption	\$50,078,417	\$47,746,710	\$45,513,228

Note: Not all benefits are applicable to all Taxable Values (i.e. County, School Board, City, Regional).

Assessed Value \$50,078,417 \$47,746,710 \$45,513,228

FULL LEGAL DESCRIPTION

34-53-42 3-54-42 20 AC
 STRIP OF LAND LYING BETWEEN OCEAN
 DRIVE & ATLANTIC OCEAN AKA
 LUMMUS PARK
 & PORT LYING EAST & ADJACENT WEST
 OF EROSION LINE PER PB 105-62
 LOT SIZE 957499 SQ FT M/L

TAXABLE VALUE INFORMATION

	2016	2015	2014
COUNTY			
Exemption Value	\$50,078,417	\$47,746,710	\$45,513,228
Taxable Value	\$0	\$0	\$0
SCHOOL BOARD			
Exemption Value	\$50,078,417	\$47,746,710	\$45,513,228
Taxable Value	\$0	\$0	\$0
CITY			
Exemption Value	\$50,078,417	\$47,746,710	\$45,513,228
Taxable Value	\$0	\$0	\$0
REGIONAL			
Exemption Value	\$50,078,417	\$47,746,710	\$45,513,228
Taxable Value	\$0	\$0	\$0

SALES INFORMATION

Previous Sale Price OR Book-Page Qualification Description

For more information about the Department of Revenue's Sales Qualification Codes.

2016 2015 2014

LAND INFORMATION

Land Use	Muni Zone	PA Zone	Unit Type	Units	Calc Value
GENERAL	GU	8000 - COMMUNITY FACILITIES	Square Ft.	86,299.00	\$4,314,950
GENERAL	GU	8000 - COMMUNITY FACILITIES	Square Ft	871,200.00	\$43,560,000

BUILDING INFORMATION

Building Number	Sub Area	Year Built	Actual Sq.Ft.	Living Sq.Ft.	Adj Sq.Ft.	Calc Value
1	1	1953			9,287	\$484,224
2	1	1953			830	\$25,473
3	1	1953			186	\$3,928
4	1	1953			312	\$6,590
5	1	1974			1	\$0
6	1	2006			2,148	\$157,015
7	1	2009			5,705	\$617,783
7	2	2009			3,182	\$379,030
7	3	2009			4,680	\$431,309

EXTRA FEATURES

Description	Year Built	Units	Calc Value
Cent A/C - Comm (Aprox 300 sqft/Ton)	2009	45	\$64,800
Sprinkler System/Auto - Wet	2009	13,396	\$19,290
Cent A/C - Comm (Aprox 300 sqft/Ton)	1953	17	\$14,025

ADDITIONAL INFORMATION

* The information listed below is not derived from the Property Appraiser's Office records. It is provided for convenience and is derived from other government agencies

LAND USE AND RESTRICTIONS

Community Development District:	NONE	Community Redevelopment Area:	NONE
Empowerment Zone:	NONE	Enterprise Zone:	NONE
Urban Development:	INSIDE URBAN DEVELOPMENT BOUNDARY	Zoning Code:	GU -
		Existing Land Use:	510 - MUNICIPAL OPERATED PARKS

Government Agencies and Community Services

OTHER GOVERNMENTAL JURISDICTIONS

Business Incentives	Childrens Trust	City of Miami Beach	Environmental Considerations
Florida Department Of Revenue	Florida Inland Navigation District	PA Bulletin Board	Non-Ad Valorem Assessments
School Board	South Florida Water Mgmt District	Tax Collector	

The Office of the Property Appraiser is continually editing and updating the tax roll. This website may not reflect the most current information on record. The Property Appraiser and Miami-Dade County assumes no liability, see full disclaimer and User Agreement at <http://www.miamidade.gov/info/disclaimer.asp>

For inquiries and suggestions email us at <http://www.miamidade.gov/PAPortal/ContactForm/ContactFormMain.aspx>.

Version: 2.0.3

EXEMPTIONS & BENEFITS	REAL ESTATE	TANGIBLE PERSONAL PROPERTY	PUBLIC RECORDS	ONLINE TOOLS	TAX ROLL ADMINISTRATION
Deployed Military	40 Yr Building Re-Certification	Appealing your Assessment	Address Blocking	Property Search	Appealing your Assessment
Disability Exemptions	Appealing Your Assessment	Assessment Information Search	Change of Name	Property Sales	Reports
Homestead	Defective Drywall	Exemptions	Change of Address	Tax Estimator	
Institutional	Folio Numbers	Extension Requests	Change of Ownership & Title	Tax Comparison	
Senior Citizens	Mortgage Fraud	Filing Returns	Declaration of Condominium	Homestead Exemption and Portability	
More >	More >	More >	More >	More >	More >

[Home](#) [Privacy Statement](#) [Disclaimer](#) [About Us](#) [ADA Notice](#) [Contact Us](#)

© 2014 Miami-Dade County. All rights reserved







OWNER AFFIDAVIT FOR INDIVIDUAL OWNER

STATE OF
COUNTY OF

I, _____, being first duly sworn, depose and certify as follows: (1) I am the owner of the property that is the subject of this application. (2) This application and all information submitted in support of this application, including sketches, data, and other supplementary materials, are true and correct to the best of my knowledge and belief. (3) I acknowledge and agree that, before this application may be publicly noticed and heard by a land development board, the application must be complete and all information submitted in support thereof must be accurate. (4) I also hereby authorize the City of Miami Beach to enter my property for the sole purpose of posting a Notice of Public Hearing on my property, as required by law. (5) I am responsible for removing this notice after the date of the hearing.

SIGNATURE

Sworn to and subscribed before me this ____ day of _____, 20___. The foregoing instrument was acknowledged before me by _____, who has produced _____ as identification and/or is personally known to me and who did/did not take an oath.

NOTARY SEAL OR STAMP

NOTARY PUBLIC

My Commission Expires:

PRINT NAME

ALTERNATE OWNER AFFIDAVIT FOR
CORPORATION, PARTNERSHIP, OR LIMITED LIABILITY COMPANY
(Circle one)

STATE OF
COUNTY OF

I, _____, being duly sworn, depose and certify as follows: (1) I am the _____ (print title) of _____ (print name of corporate entity). (2) I am authorized to file this application on behalf of such entity. (3) This application and all information submitted in support of this application, including sketches, data, and other supplementary materials, are true and correct to the best of my knowledge and belief. (4) The corporate entity named herein is the owner or tenant of the property that is the subject of this application. (5) I acknowledge and agree that, before this application may be publicly noticed and heard by a land development board, the application must be complete and all information submitted in support thereof must be accurate. (6) I also hereby authorize the City of Miami Beach to enter the subject property for the sole purpose of posting a Notice of Public Hearing on the property, as required by law. (7) I am responsible for removing this notice after the date of the hearing.

SIGNATURE

Sworn to and subscribed before me this ____ day of _____, 20___. The foregoing instrument was acknowledged before me by _____ of _____, on behalf of such entity, who has produced _____ as identification and/or is personally known to me and who did/did not take an oath.

NOTARY SEAL OR STAMP:

NOTARY PUBLIC

My Commission Expires:

PRINT NAME

FILE NO. _____

POWER OF ATTORNEY AFFIDAVIT

STATE OF
COUNTY OF

I, _____, being duly sworn and deposed, certify as follows: (1) I am the owner or representative of the owner of the real property that is the subject of this application. (2) I hereby authorize _____ to be my representative before the _____ Board. (3) I also hereby authorize the City of Miami Beach to enter the subject property for the sole purpose of posting a Notice of Public Hearing on the property, as required by law. (4) I am responsible for removing this notice after the date of the hearing.

PRINT NAME (and Title, if applicable)

SIGNATURE

Sworn to and subscribed before me this _____ day of _____, 20____. The foregoing instrument was acknowledged before me by _____ of _____ who has produced as identification and/or is personally known to me and who did/did not take an oath.

NOTARY SEAL OR STAMP

NOTARY PUBLIC

My Commission Expires

PRINT NAME

CONTRACT FOR PURCHASE

If the applicant is not the owner of the property, but the applicant is a party to a contract to purchase the property, whether or not such contract is contingent on this application, the applicant shall list the names of the contract purchasers below, including any and all principal officers, stockholders, beneficiaries, or partners. If any of the contract purchasers are corporations, partnerships, limited liability companies, trusts, or other corporate entities, the applicant shall further disclose the identity of the individual(s) (natural persons) having the ultimate ownership interest in the entity. If any contingency clause or contract terms involve additional individuals, corporations, partnerships, limited liability companies, trusts, or other corporate entities, list all individuals and/or corporate entities.*

NAME	DATE OF CONTRACT
NAME, ADDRESS, AND OFFICE	% OF STOCK
_____	_____
_____	_____
_____	_____

In the event of any changes of ownership or changes in contracts for purchase, subsequent to the date that this application is filed, but prior to the date of a final public hearing, the applicant shall file a supplemental disclosure of interest.

FILE NO. _____

CITY OF MIAMI BEACH
DEVELOPMENT REVIEW BOARD APPLICATION

DISCLOSURE OF INTEREST

1. CORPORATION, PARTNERSHIP, OR LIMITED LIABILITY COMPANY

If the property that is the subject of the application is owned or leased by a corporation, partnership, or limited liability company, list ALL of the owners, shareholders, partners, managers, and/or members, and the percentage of ownership held by each. If the owners consist of one or more corporations, partnerships, trusts, partnerships, or other corporate entities, the applicant shall further disclose the identity of the individual(s) (natural persons) having the ultimate ownership interest in the entity.*

NAME OF CORPORATE ENTITY		
NAME AND ADDRESS		% OF OWNERSHIP
_____		_____
_____		_____
_____		_____
_____		_____
_____		_____
_____		_____
_____		_____
_____		_____

NAME OF CORPORATE ENTITY		
NAME AND ADDRESS		% OF OWNERSHIP
_____		_____
_____		_____
_____		_____
_____		_____
_____		_____
_____		_____
_____		_____
_____		_____

IF THERE ARE ADDITIONAL CORPORATE OWNERS, LIST ALL SUCH OWNERS, INCLUDING CORPORATE NAMES AND THE NAME, ADDRESS, AND PERCENTAGE OF OWNERSHIP OF EACH ADDITIONAL OWNER, ON A SEPARATE PAGE.

NOTE: Notarized signature required on page 9

FILE NO. _____

CITY OF MIAMI BEACH
DEVELOPMENT REVIEW BOARD APPLICATION
DISCLOSURE OF INTEREST

2. TRUSTEE

If the property that is the subject of this application is owned or leased by a trust, list any and all trustees and beneficiaries of the trust, and the percentage of interest held by each. If the owners consist of one or more corporations, partnerships, trusts, partnerships, or other corporate entities, the applicant shall further disclose the identity of the individual(s) (natural persons) having the ultimate ownership interest in the entity.*

TRUST NAME	
NAME AND ADDRESS	% INTEREST
_____	_____
_____	_____
_____	_____
_____	_____
_____	_____
_____	_____
_____	_____
_____	_____

NOTE: Notarized signature required on page 9

FILE NO. _____

3. COMPENSATED LOBBYIST:

Pursuant to Section 2-482 of the Miami Beach City Code, all lobbyists shall, before engaging in any lobbying activities, register with the City Clerk. Please list below any and all persons or entities retained by the applicant to lobby City staff or any of the City's land development boards in support of this application.

	NAME	ADDRESS	PHONE #
a.	_____	_____	_____
b.	_____	_____	_____
c.	_____	_____	_____

Additional names can be placed on a separate page attached to this form.

*Disclosure shall not be required of any entity, the equity interests in which are regularly traded on an established securities market in the United States or other country, or of any entity, the ownership interests of which are held in a limited partnership or other entity, consisting of more than 5,000 separate interests, where no one person or entity holds more than a total of 5% of the ownership interests in the entity.

APPLICANT HEREBY ACKNOWLEDGES AND AGREES THAT (1) ANY APPROVAL GRANTED BY A LAND DEVELOPMENT BOARD OF THE CITY SHALL BE SUBJECT TO ANY AND ALL CONDITIONS IMPOSED BY SUCH BOARD AND BY ANY OTHER BOARD HAVING JURISDICTION, AND (2) APPLICANT'S PROJECT SHALL COMPLY WITH THE CODE OF THE CITY OF MIAMI BEACH AND ALL OTHER APPLICABLE CITY, STATE, AND FEDERAL LAWS.

APPLICANT AFFIDAVIT

STATE OF _____
COUNTY OF _____

I, _____, being first duly sworn, depose and certify as follows: (1) I am the applicant, or the representative of the applicant. (2) This application and all information submitted in support of this application, including disclosures, sketches, data, and other supplementary materials, are true and correct to the best of my knowledge and belief.

SIGNATURE

Sworn to and subscribed before me this _____ day of _____, 20____. The foregoing instrument was acknowledged before me by, who has produced as identification and/or is personally known to me and who did/did not take an oath.

NOTARY SEAL OR STAMP

NOTARY PUBLIC

My Commission Expires:

PRINT NAME

FILE NO. _____




CITY OF MIAMI BEACH: LUMMUS PARK

LEOPARD FULL 6 LEAVES & MyBEAST 10,5 MT

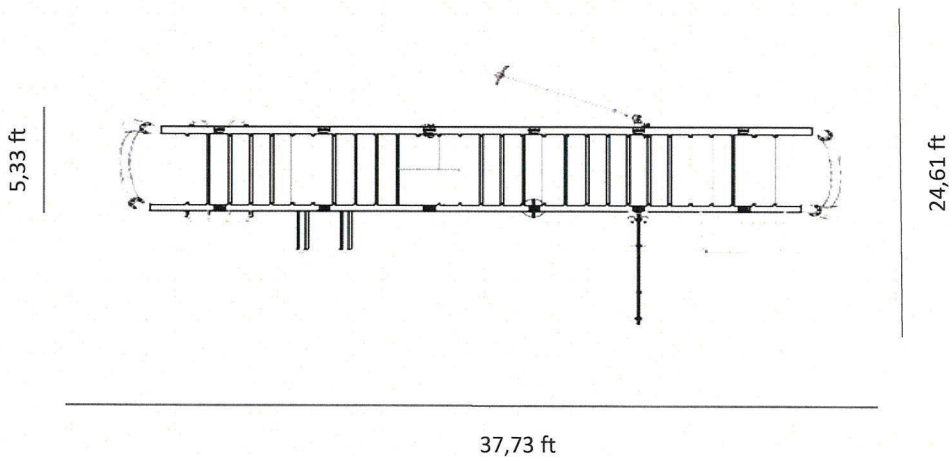
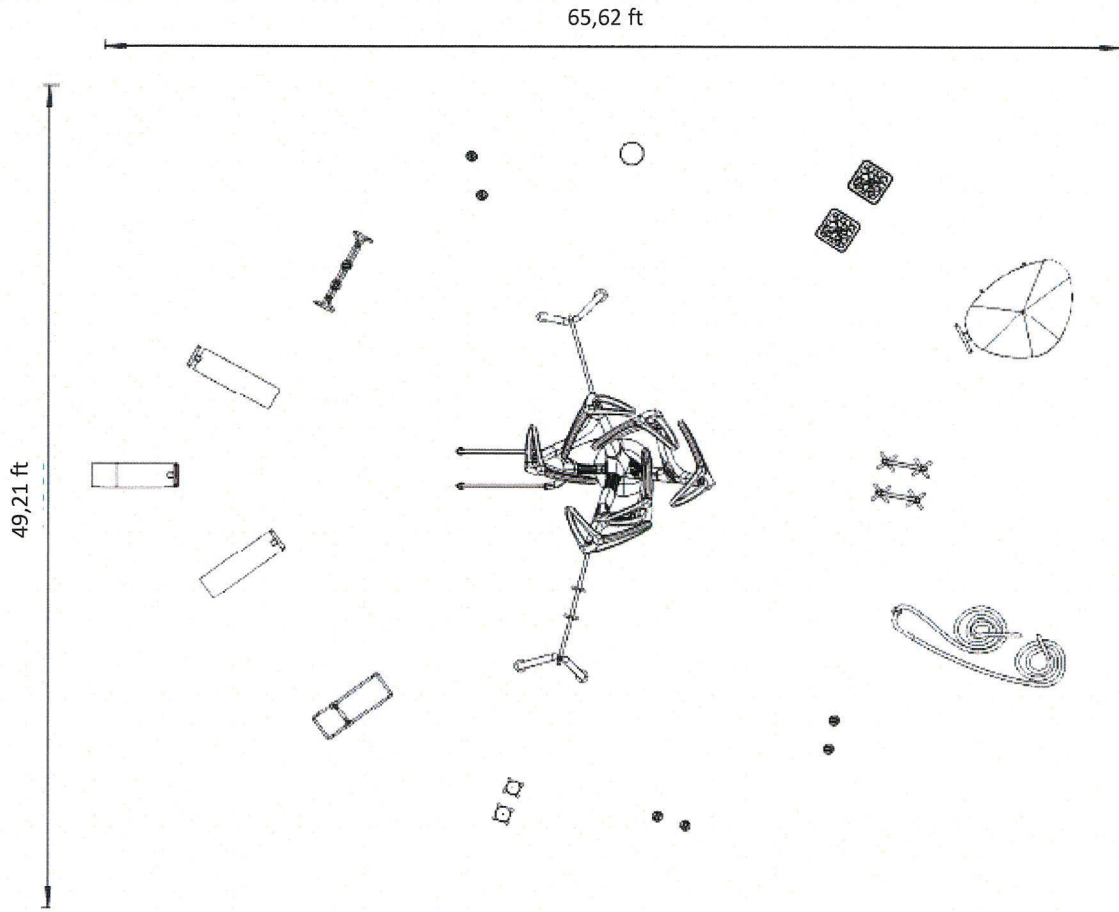
MyBEAST LUXURY 34,45 FT. WITHOUT PLATFORM

PRICE LIST



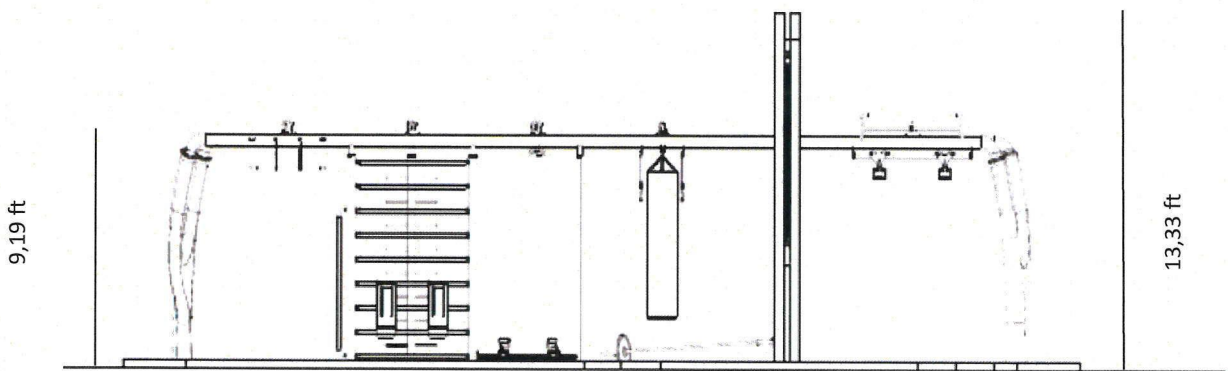
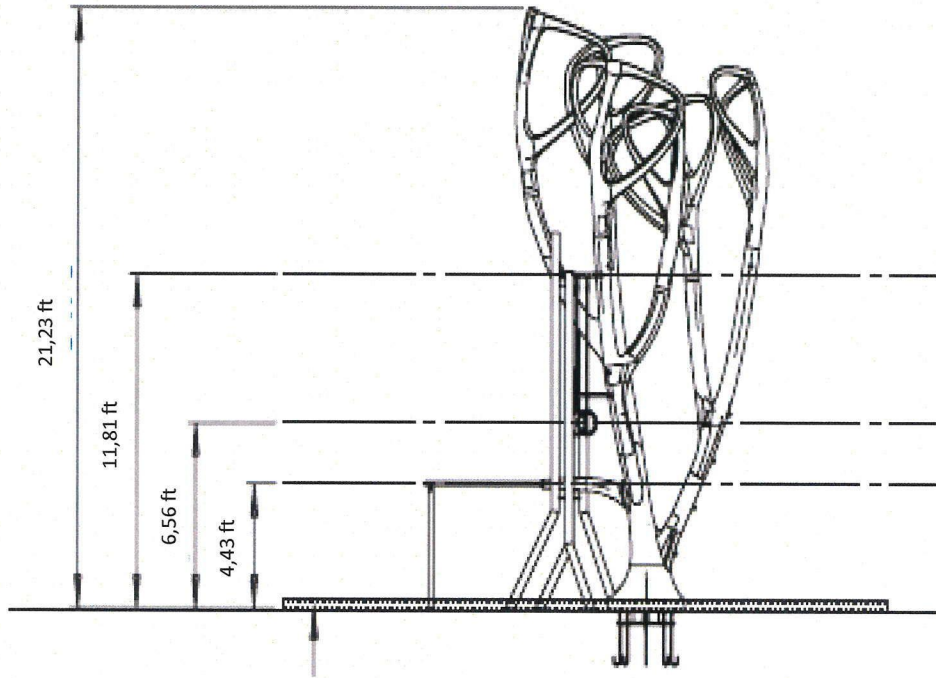
LEOPARD FULL 6 LEAVES & MyBEAST 34,45 FT

4.170,00 Sq.Ft.



LEOPARD FULL 6 LEAVES & MyBEAST 34,45 FT


4.170,00 Sq.Ft.



MY BEAST

mounting instructions

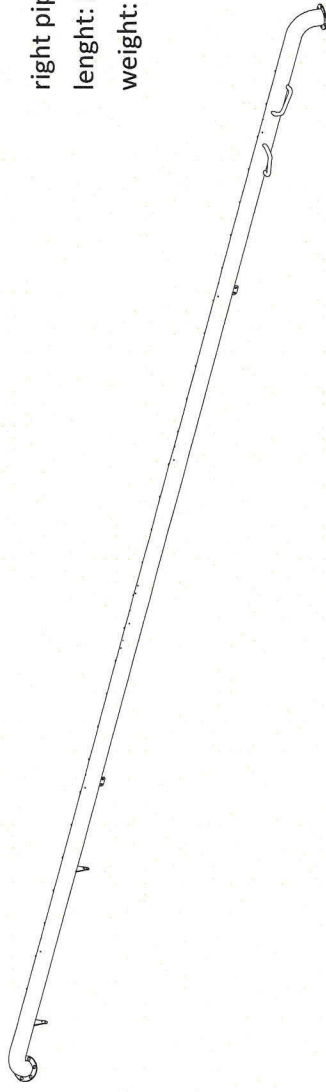




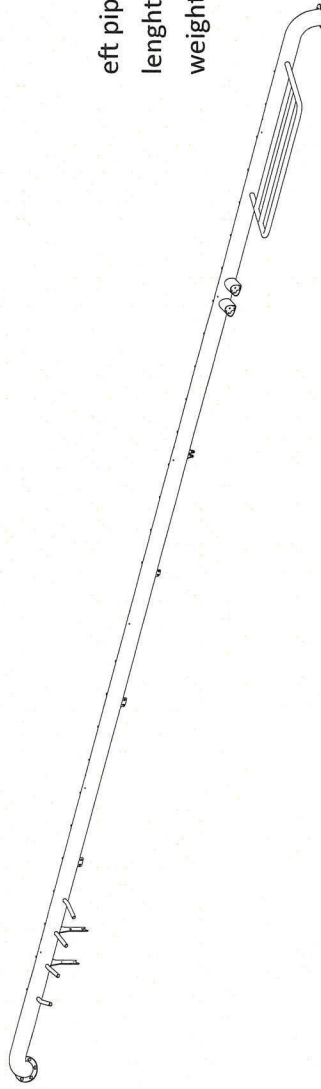
LE ISTRUZIONI DI SEGUITO RIPORTATE NON RAPPRESENTANO NESSUN DOCUMENTO UFFICIALE QUALI NORME, RACCOMANDAZIONI PROFESSIONALI, DTU (DOCUMENTO TECNICO UNIFICATO) O REGOLA DELL'ARTE.

IL RISPETTO DI TALI NORME È IMPUTABILE ALL'INSTALLATORE E METALCO® NON PUÒ ESSERE RITENUTA RESPONSABILE DI UNA EVENTUALE SCADENTE POSA IN OPERA.
TUTTI GLI ADATTAMENTI ANCHE PARZIALI DEL PRODOTTO NON ORIGINALI METALCO® (PROFILI, GIUNTI, ACCESSORI SPECIFICI) SOLLEVANO QUEST'ULTIMA DA RESPONSABILITÀ CIVILE, PENALE, E GIURIDICA.

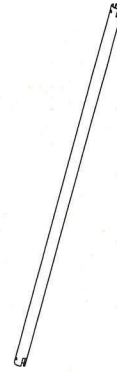
STRUCTURE PRINCIPAL ELEMENTS



right pipe
length: 31 ft
weight: 309 lb

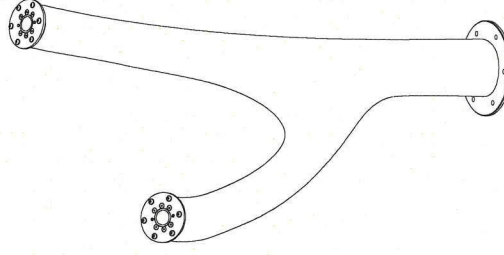


eft pipe
length: 31 ft
weight: 320 lb

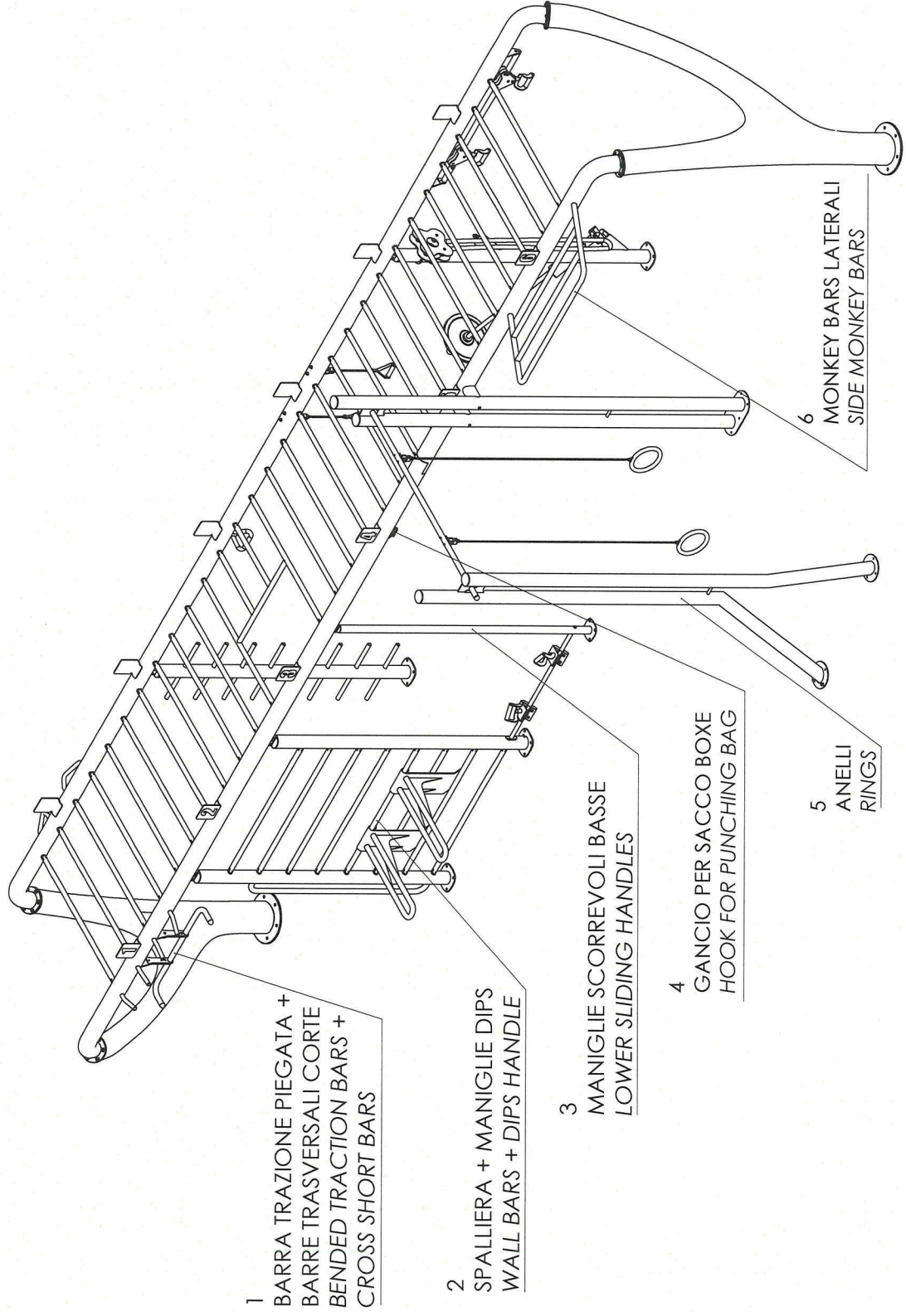


monkey bar
length: 4,6 ft
weight: 8 lb

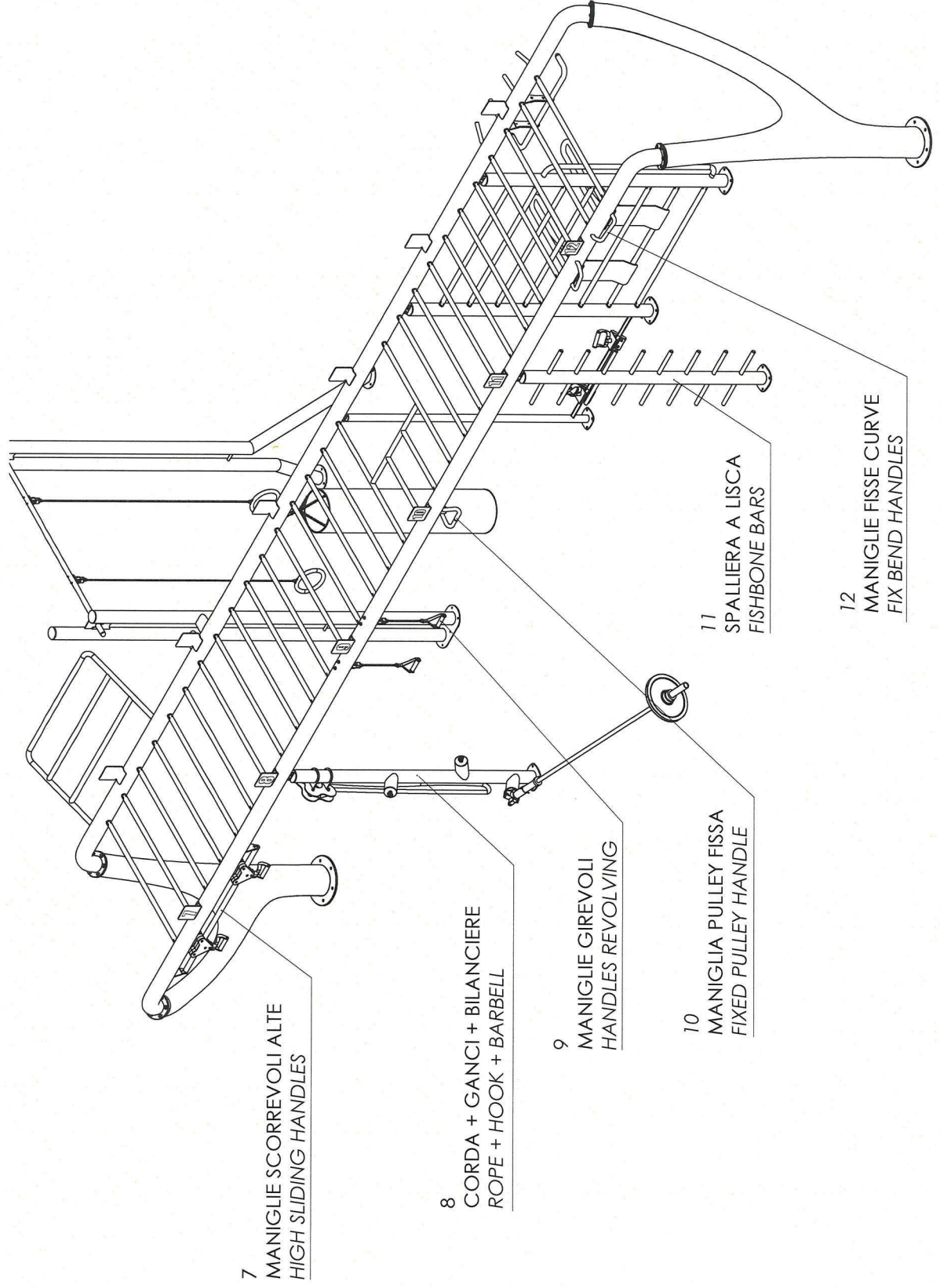
concrete element
dimension: 8,2 x 4,6 ft
weight: 948 lb



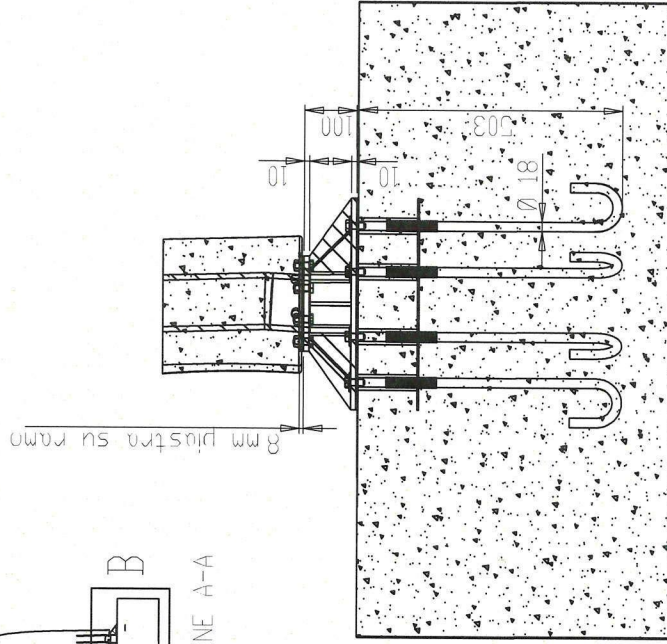
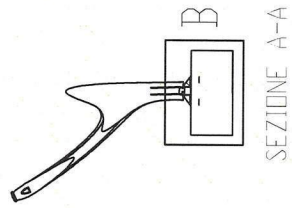
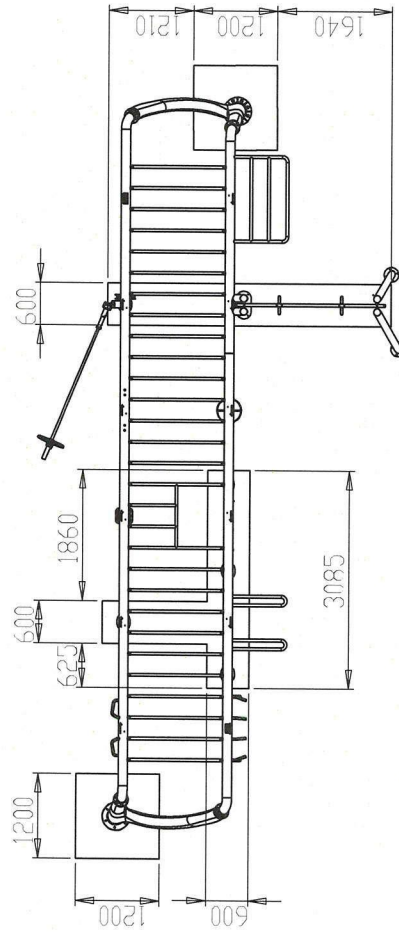
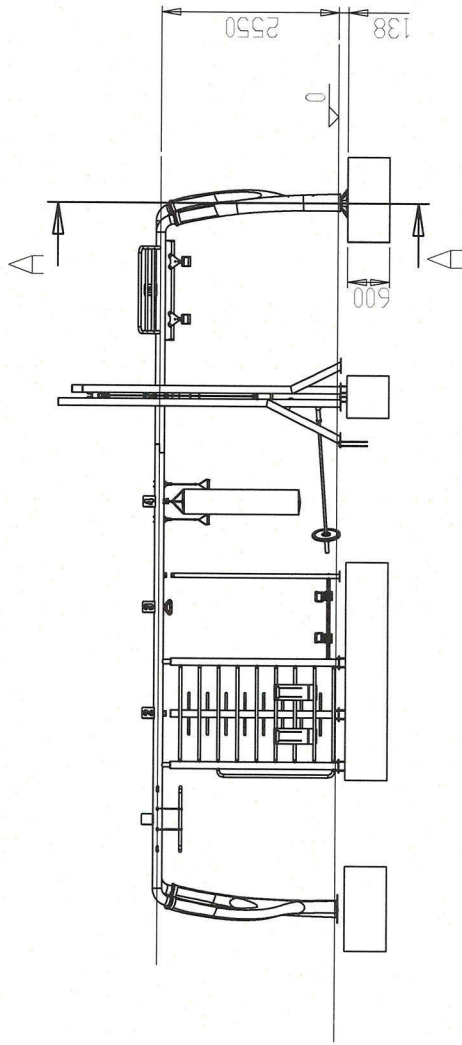
OVERALL VIEW STATION 1-6



OVERALL VIEW STATION 7-12

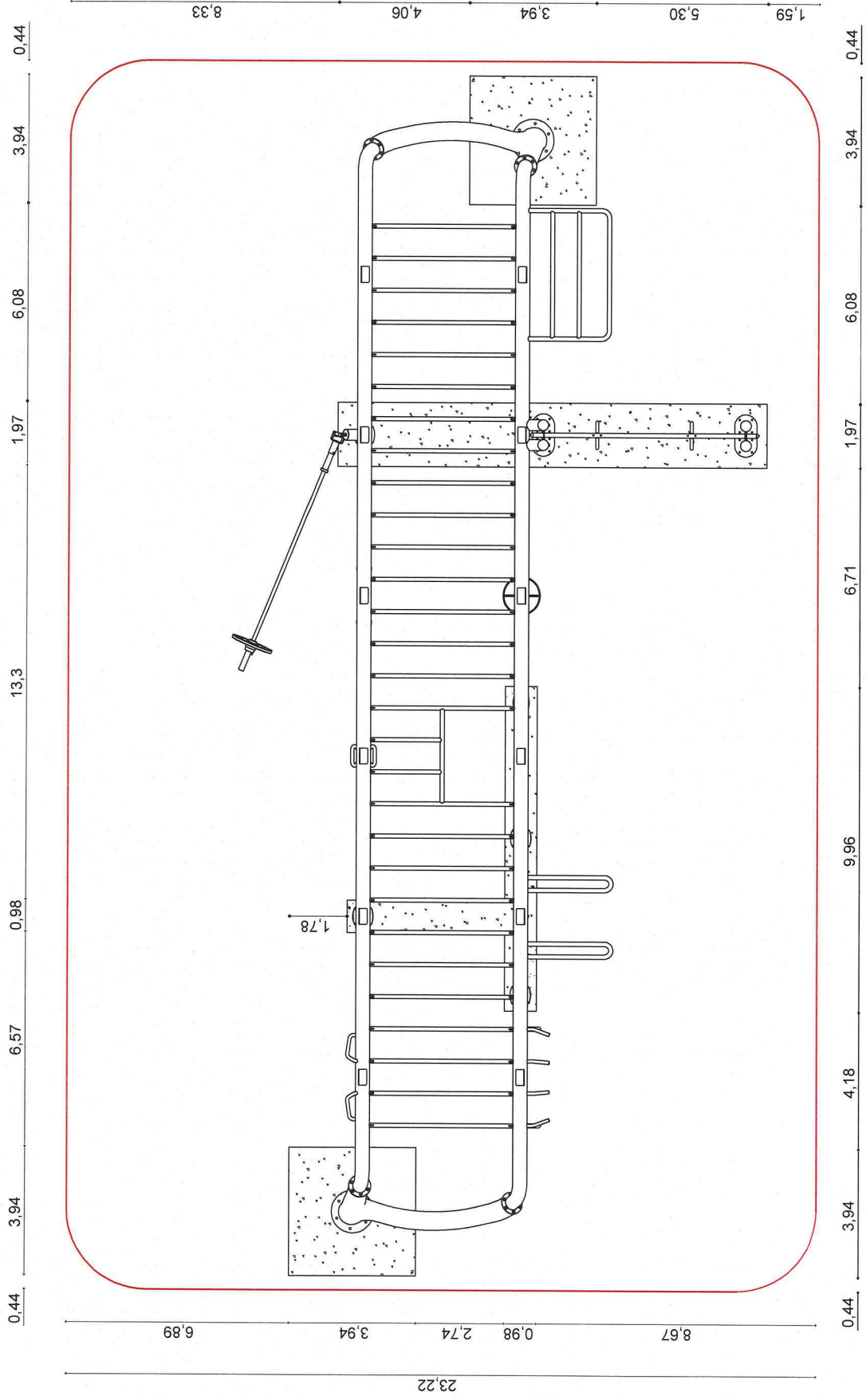


DRAWING FOR INSTALLATION WITH PLINTH

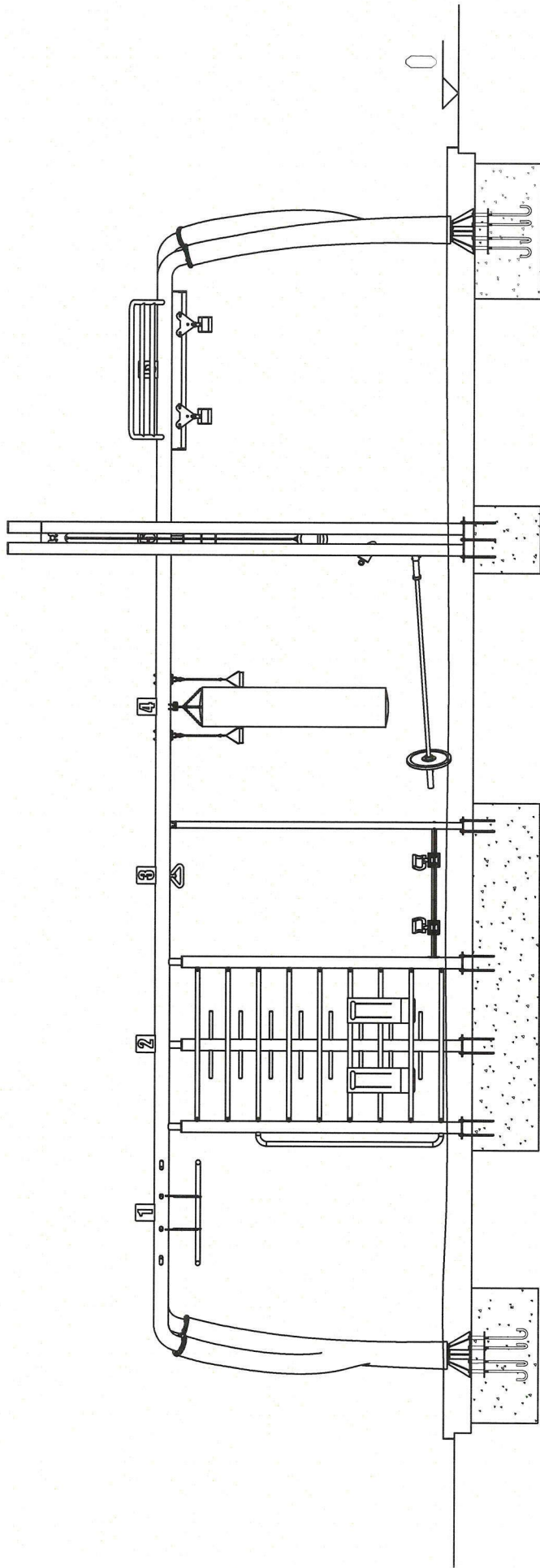


DETTAGLIO R
SCALA 1 : 10

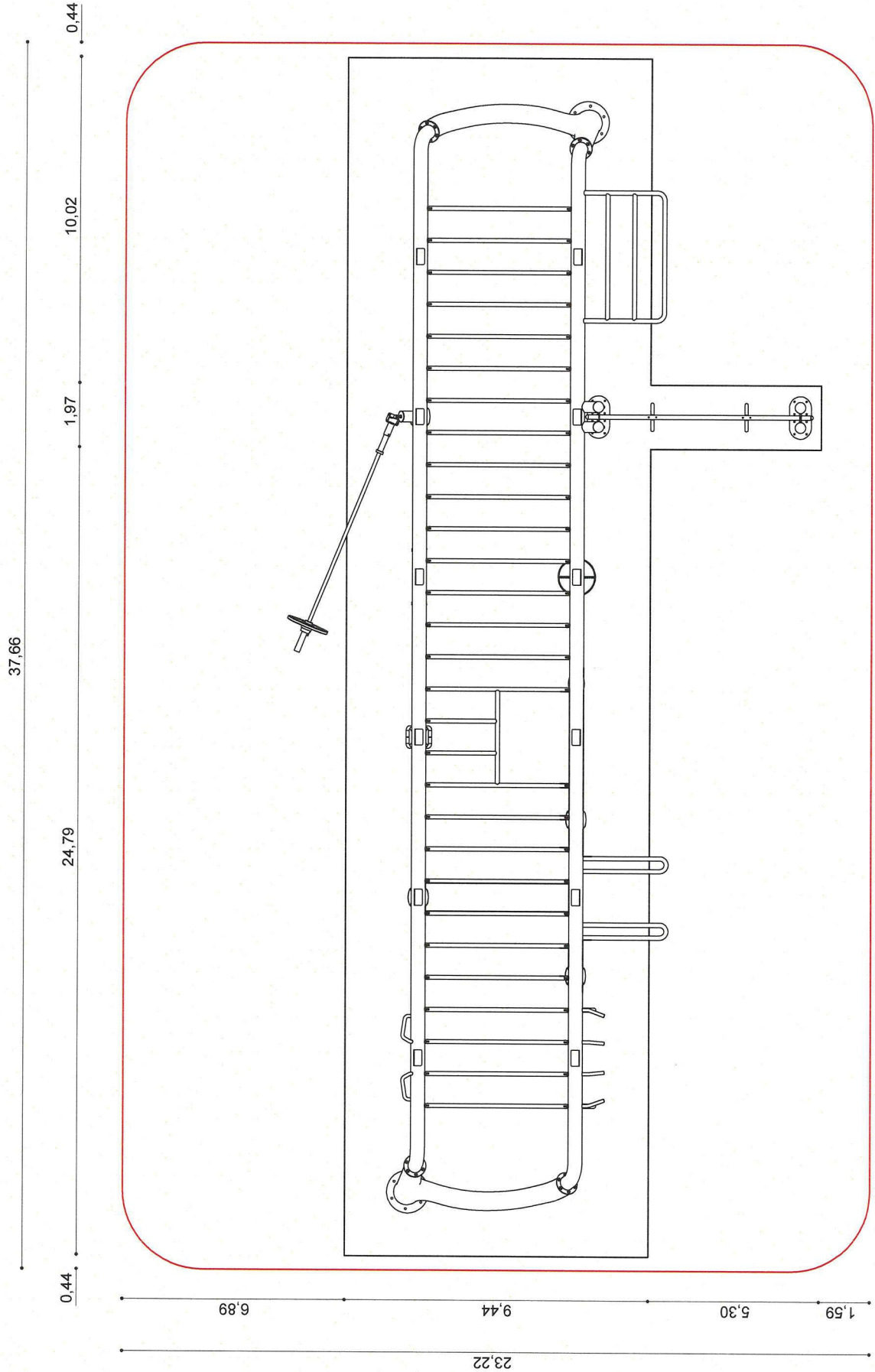
DRAWING FOR INSTALLATION WITH PLINTH



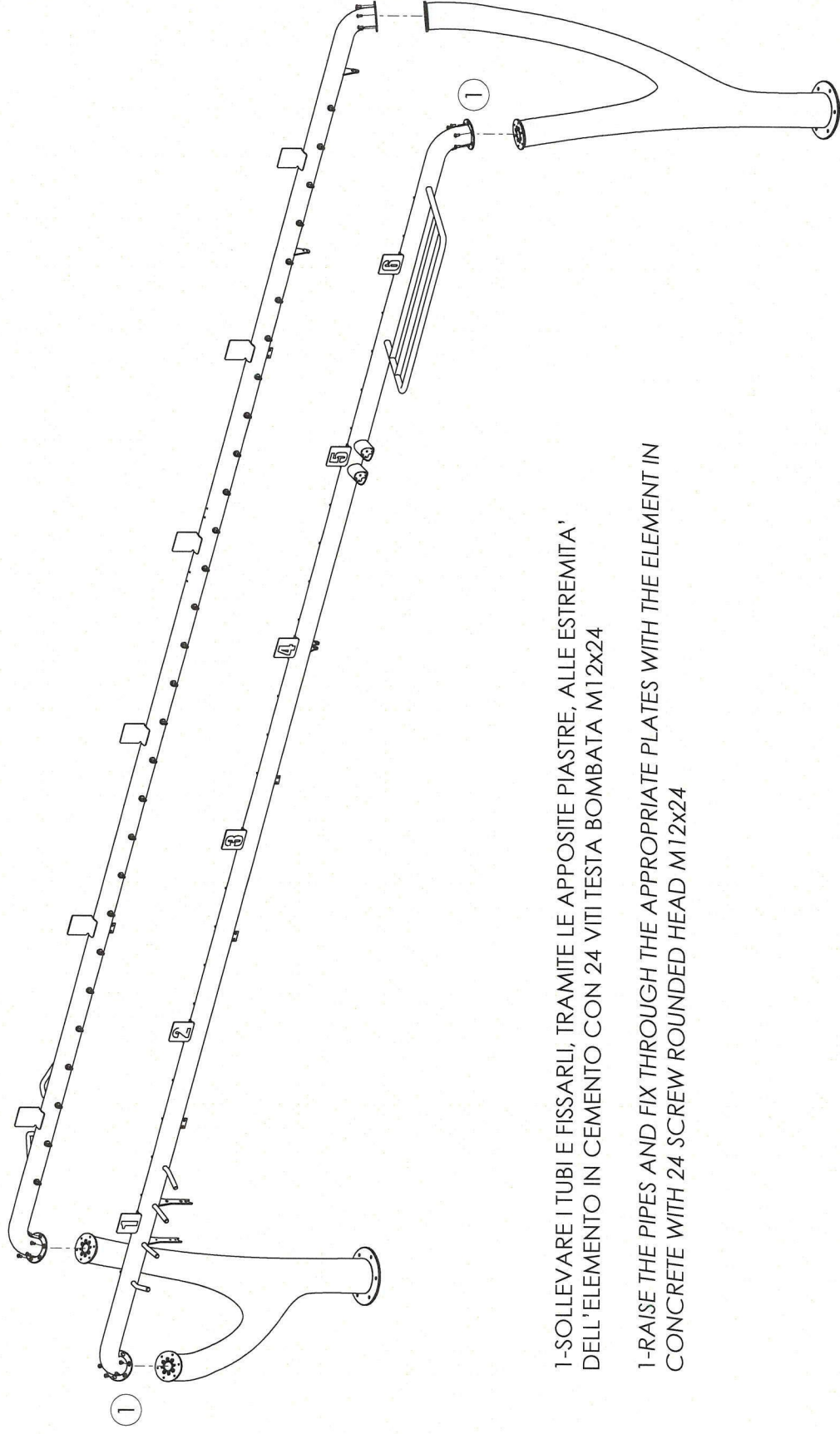
INSTALLATION WITH PLINTH AND SHOCKABSORBER GRANULATED MATERIAL



DRAWING FOR INSTALLATION WITH CONCRETE SLAB



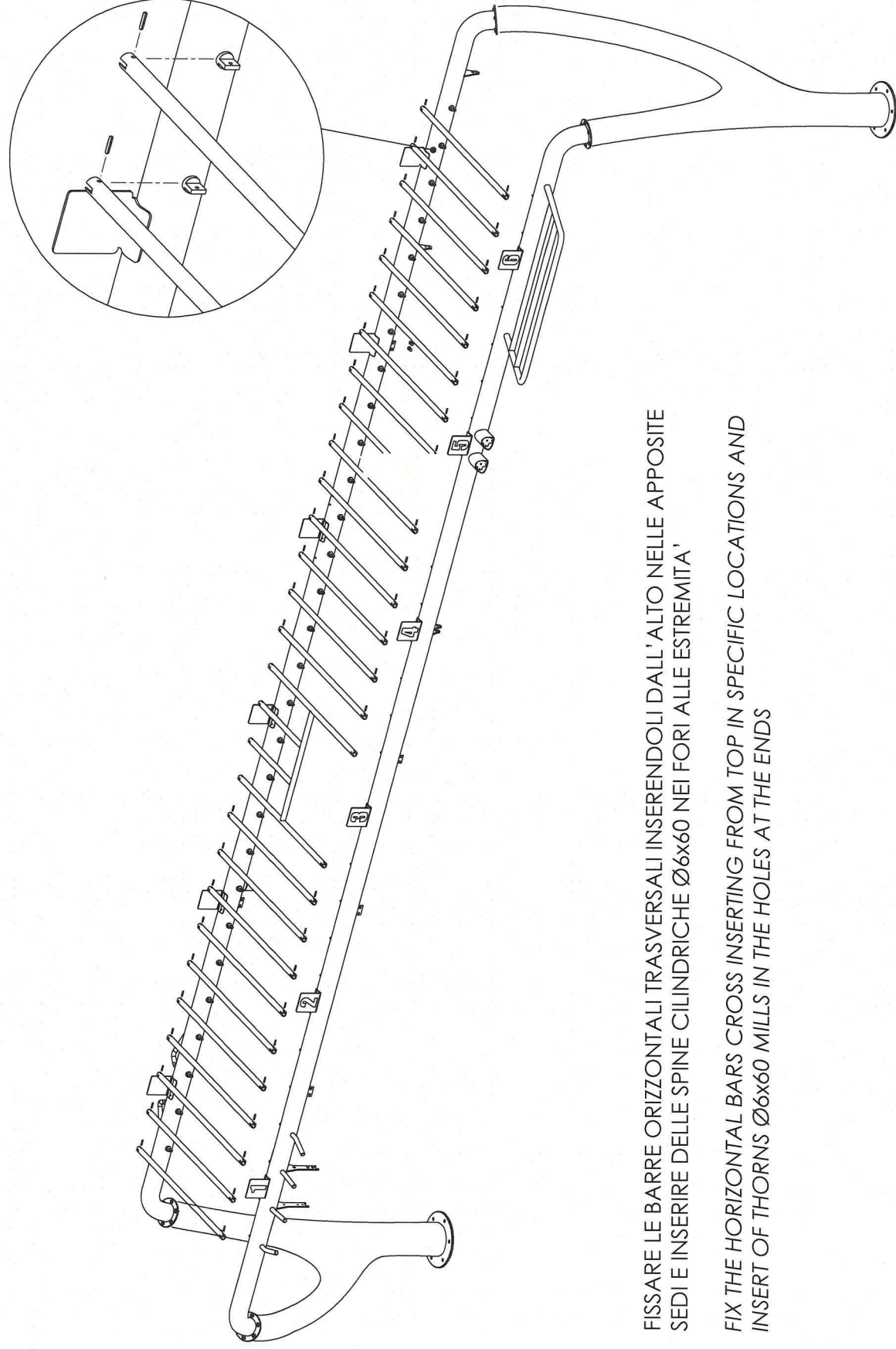
STRUCTURE MOUNTING / TUBES WITH JUNCTION FOR ACCESSORIES



1-SOLLEVARE I TUBI E FISSARLI, TRAMITE LE APPOSITE PIASTRE, ALLE ESTREMITA' DELL'ELEMENTO IN CEMENTO CON 24 VITI TESTA BOMBATA M12x24

1-RAISE THE PIPES AND FIX THROUGH THE APPROPRIATE PLATES WITH THE ELEMENT IN CONCRETE WITH 24 SCREW ROUNDED HEAD M12x24

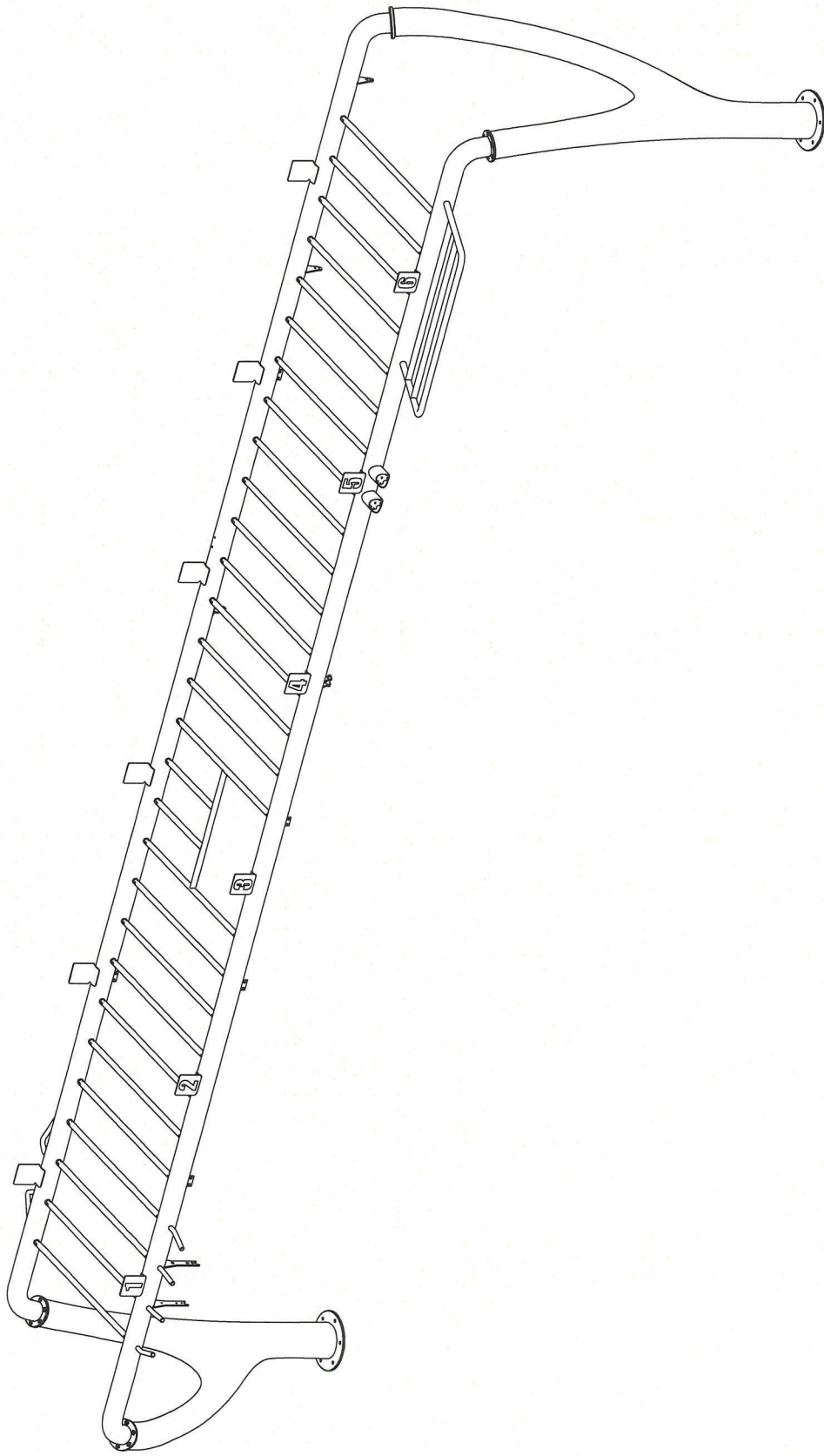
MONKEY BARS CENTRALI / CENTRAL MONKEY BARS



FISSARE LE BARRE ORIZZONTALI TRASVERSALI INSERENDOLI DALL'ALTO NELLE APPOSITE SEDI E INSERIRE DELLE SPINE CILINDRICHE Ø6x60 NEI FORI ALLE ESTREMITA'


FIX THE HORIZONTAL BARS CROSS INSERTING FROM TOP IN SPECIFIC LOCATIONS AND INSERT OF THORNS Ø6x60 MILLS IN THE HOLES AT THE ENDS

MAIN STRUCTURE ASSEMBLED



MY EQUILIBRIA

mounting instructions





LE ISTRUZIONI DI SEGUITO RIPORTATE NON RAPPRESENTANO NESSUN DOCUMENTO UFFICIALE QUALI NORME, RACCOMANDAZIONI PROFESSIONALI, DTU (DOCUMENTO TECNICO UNIFICATO) O REGOLA DELL'ARTE.

IL RISPETTO DI TALI NORME È IMPUTABILE ALL'INSTALLATORE E METALCO® NON PUÒ ESSERE RITENUTA RESPONSABILE DI UNA EVENTUALE SCADENTE POSA IN OPERA.

TUTTI GLI ADATTAMENTI ANCHE PARZIALI DEL PRODOTTO NON ORIGINALI METALCO® (PROFILI, GIUNTI, ACCESSORI SPECIFICI) SOLLEVANO QUEST'ULTIMA DA RESPONSABILITÀ CIVILE, PENALE, E GIURIDICA.

Il progetto My Equilibria offre diverse tipologie di strutture disegnate e realizzate per l'outdoor fitness e wellness. Ogni struttura è composta da tre elementi principali: un tronco, tre tipi di ramo e una foglia.

Tutti gli elementi sono realizzati utilizzando UHPC (Ultra High Performance Concrete), una miscela di cemento rinforzato con fibre organiche ultra performante, che unito ad un'armatura interna in acciaio, garantisce elevate performance tecnico strutturali unite ad una straordinaria libertà progettuale.

Tutti gli elementi sono dotati di boccole per il fissaggio degli accessori e sono predisposte con innesti maschio-femmina con apposite spine anti rotazione per un semplice assemblaggio in opera.

La struttura va installata su apposito plinto con tirafondi utilizzando una speciale base di fissaggio zincata che permette di essere regolata per la messa in opera e successive ipotetiche manutenzioni o movimentazioni.

A seconda della composizione, ogni struttura può essere accessoriata con diversi attrezzi in acciaio inox AISI304 e con altri elementi funzionali al tipo di composizione.

Struttura base a 3 foglie: nr. 1 tronco, nr. 3 rami singoli, nr. 3 foglie (più eventuale ramo aggiuntivo per parallele)
Struttura base a 6 foglie: nr. 1 tronco, nr. 3 rami doppi, nr. 6 foglie, nr. 1 ramo aggiuntivo per parallele

Leopard Tree: struttura base a 6 foglie, nr. 2 montanti per barra zincate e verniciate, nr. 2 barre in acciaio inox AISI304 d=40mm, nr. 1 accessorio parallele in acciaio inox AISI304 d=40mm, nr. Variabile di pedane da attrezzare realizzate con perimetro in acciaio corten e riempite con materiale naturale (tipo sabbia o corteccia), con pedana in legno esotico o materiale anti trauma, accessoriate a scelta. (*)

Unparallel Tree: struttura base a 3 foglie, nr. 2 montanti per barra zincate e verniciate, nr. 2 barre in acciaio inox AISI304 d=40mm, nr. 1 accessorio per parallele in acciaio inox AISI304 d=40mm

Ring Tree: struttura base a 3 foglie, nr. 3 montanti per anelli in acciaio inox AISI304, nr. 3 accessori anelli a tre altezze diverse montati su barre in acciaio inox AISI304 d=40mm

Vertical Tree: struttura base a 3 foglie, nr. 2 corde da arrampicata, nr. 1 pertica con sostegni in acciaio inox AISI304.

Rings&Ropes Tree: struttura base a 3 foglie, nr. 1 corda da arrampicata, nr. 1 pertica con sostegni in acciaio inox AISI304, nr. 1 montante per anelli in acciaio inox AISI304, nr. 1 accessorio anelli.

Zen Tree: struttura base a 3 foglie senza accessori.

(*) panche per addominali in tre inclinazioni, pistol in tre altezze, push up fissi e rotanti, wellness moonstone e wellness stone, battle ropes, parallelette, stability board, ab rail, hooks con funi elastiche, maniglie e relativi attacchi, box jump.

TECHNICAL SPECIFICATIONS

My Equilibria The project offers a range of facilities designed and made for outdoor fitness and wellness.

Each structure is composed of three main elements: a trunk, three types of branch and a leaf.

All items are made using UHPC (Ultra High Performance Concrete), a mixture of cement reinforced with organic fibers ultra performance, which combined with an internal reinforcement steel, ensures high performance structural engineer combined with an extraordinary design freedom.

All elements are provided with bushings for the fixing of accessories and are arranged with grafts male-female plugs provided with anti-rotation for a simple assembly in work.

The structure must be installed on a special plinth with anchor bolts using a special mounting base galvanized that allows it to be adjusted to the installation and subsequent maintenance or hypothetical movements.

Depending on the composition, each structure can be equipped with different tools in stainless steel AISI304 and with other functional elements on the type of composition.

Base structure with 3 leaves: nr. 1 trunk, nr. 3 single branches, no. 3 leaves (plus any additional branch to parallel)

Base structure with 6 leaves: nr. 1 trunk, nr. 3 double branches, nr. 6 leaves, nr 1 additional branch to parallel

Leopard Tree: basic structure to 6 leaves, nr. 2 uprights for bar galvanized and painted, nr. 2 stainless steel rods 304 d = 1,57in, nr. 1 accessory parallel stainless steel 304 d = 1,57in, nr. Variable footrests to be equipped with perimeter made of corten steel and filled with natural material (like sand or bark), with a wooden deck exotic material or anti trauma, equipped optionally. (*)

Unparallel Tree: structure based on three leaves, nr. 2 uprights for bar galvanized and painted, nr. 2 stainless steel rods 304 d = 1,57in, nr. 1 accessory for parallel stainless steel 304 d = 1,57in

Tree ring: Frame 3 leaves, nr. 3 uprights for stainless steel rings 304, nr. 3 accessories rings at three different heights mounted on stainless steel rods 304 d = 1,57in

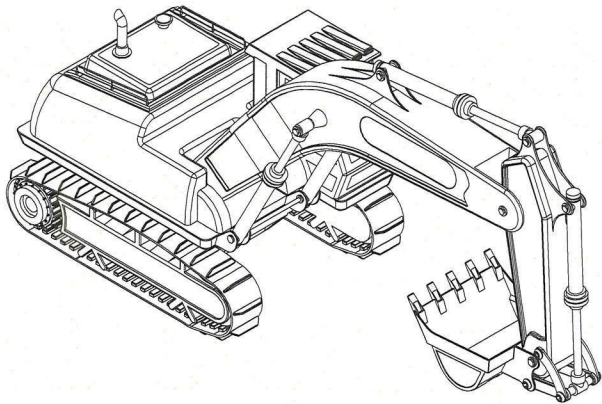
Vertical Tree: structure based on three leaves, nr. 2 climbing ropes, nr. 1 pole with support in stainless steel 304.

Rings & Ropes Tree: structure based on three leaves, nr. 1 rope climbing, nr. 1 pole with support in stainless steel 304, nr. 1 upright for stainless steel rings 304, nr. 1 accessory rings.

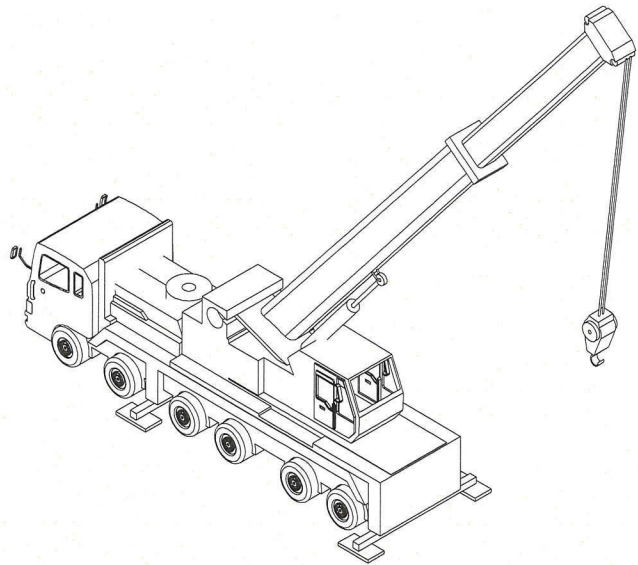
Zen Tree: Frame 3 leaves without accessories.

(*) Benches for abs in three inclinations, pistol in three heights, push up fixed and rotating, wellness and wellness moonstone stone, battle ropes, parallels, Stability Board, ab rail hooks with rubber ropes, handles and related attacks, box jump .


STRUMENTI NECESSARI *REQUIRED TOOLS*



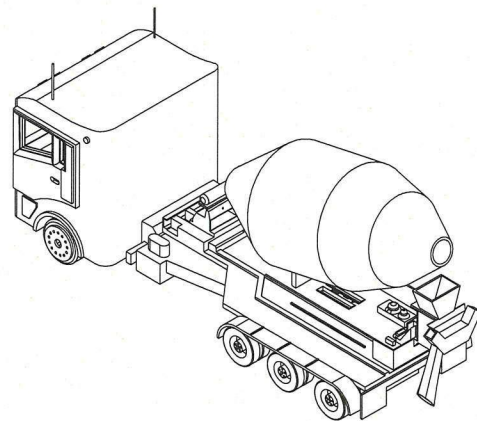
scavatore
excavator



gru
crane



pala
shovel



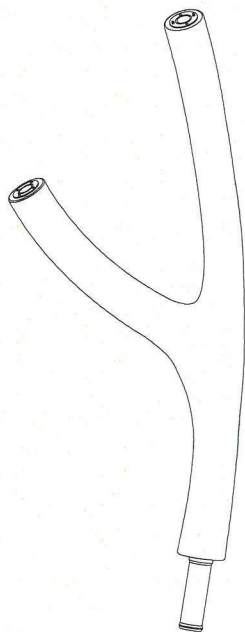
betoniera
cement mixer

ELEMENTI PRINCIPALI ALBERO 6 FOGLIE


TREE PRINCIPAL ELEMENTS



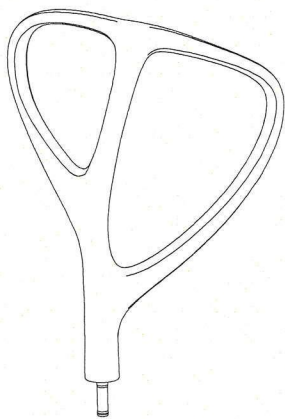
ramo 1 doppia foglia
branch 1 dual leaf
peso/weight: 716,5 lb



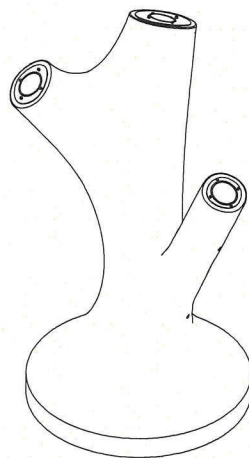
ramo 2 doppia foglia
branch 2 dual leaf
peso/weight: 588,2 lb



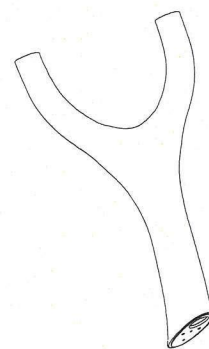
ramo 3 doppia foglia
branch 3 dual leaf
peso/weight: 970 lb



foglia
leaf
peso/weight: 423.3 lb

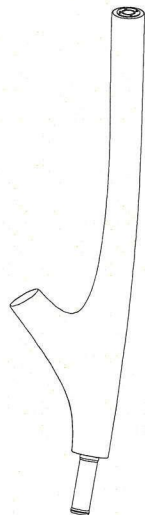


tronco
trunk
peso/weight: 2.292,8 lb



ramo parallele (opzionale)
parallel branch (optional)
peso/weight: 121,25 lb

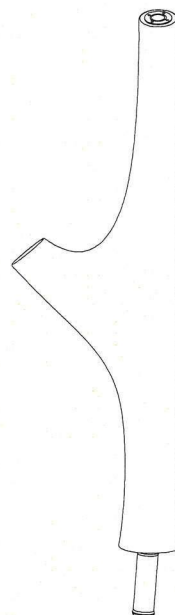
ELEMENTI PRINCIPALI ALBERO 3 FOGLIE TREE PRINCIPAL ELEMENTS



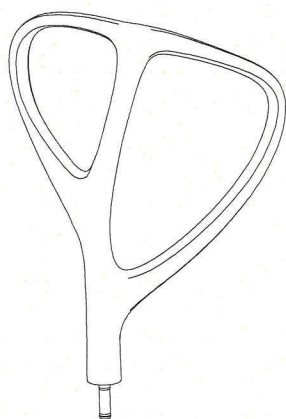
ramo 1 foglia singola
branch 1 single leaf
peso/weight: 533,5 lb



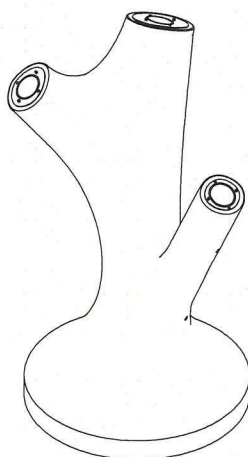
ramo 2 foglia singola
branch 2 single leaf
peso/weight: 474 lb



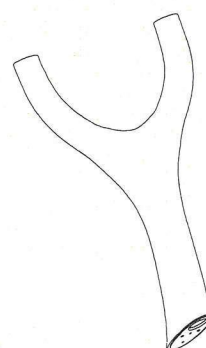
ramo 3 foglia singola
branch 3 single leaf
peso/weight: 771,6 lb



foglia
leaf
peso/weight: 423,3 lb

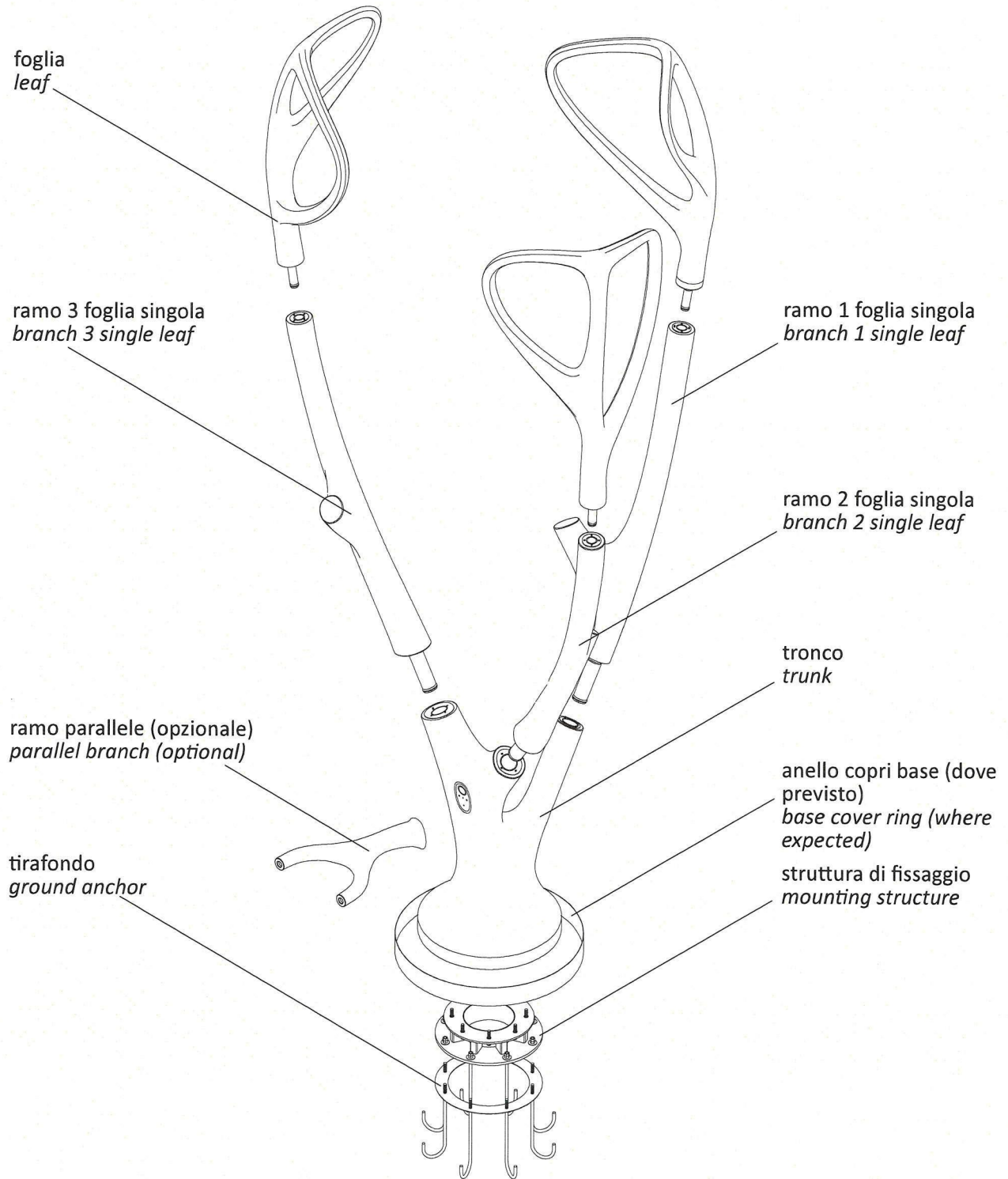


tronco
trunk
peso/weight: 2292,9 lb

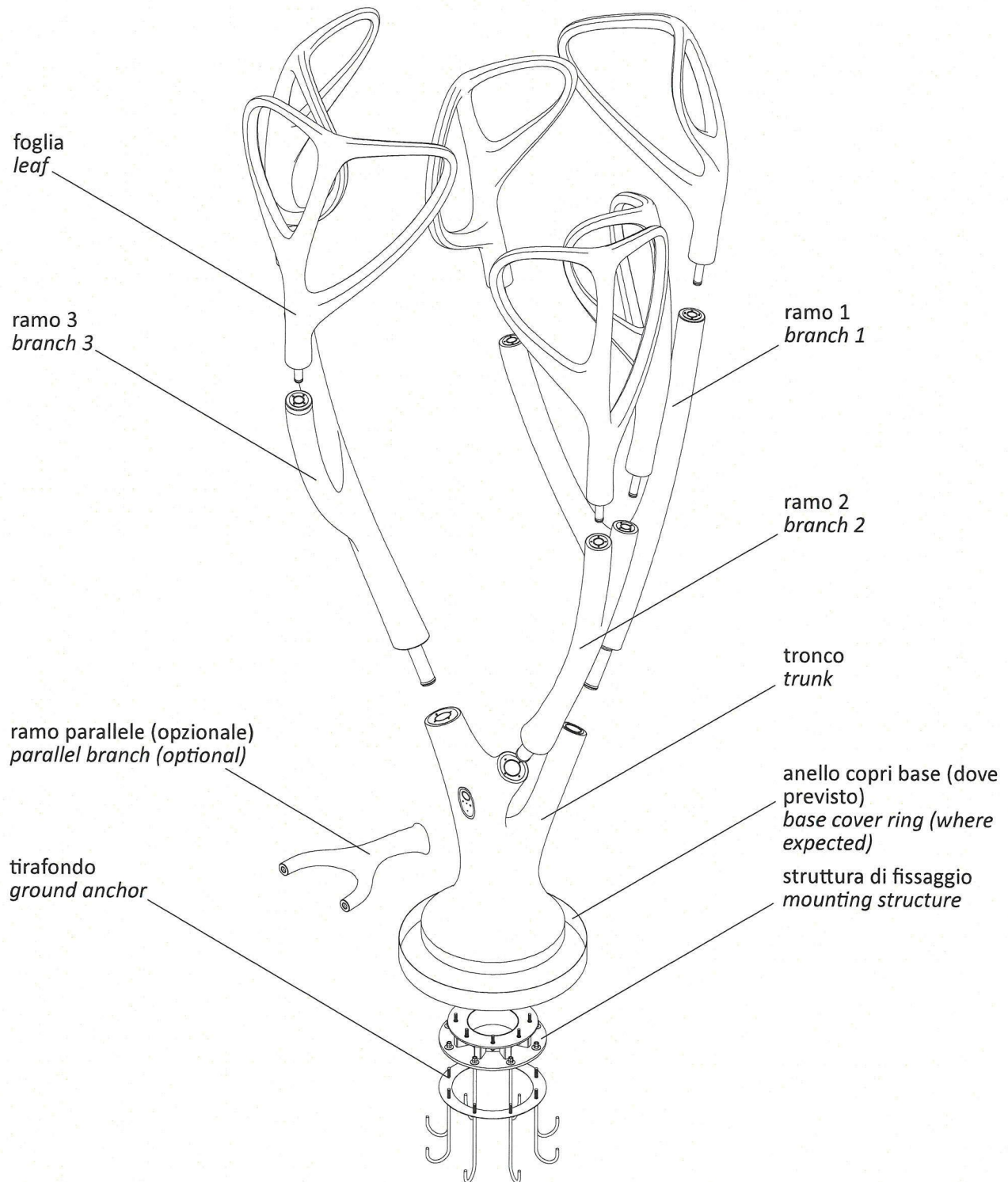


ramo parallelo (opzionale)
parallel branch (optional)
peso/weight: 121,3 lb

STRUTTURA BASE 3 FOGLIE - VISTA ESPLOSA
BASIC STRUCTURE 3 LEAVES - EXPLODED VIEW

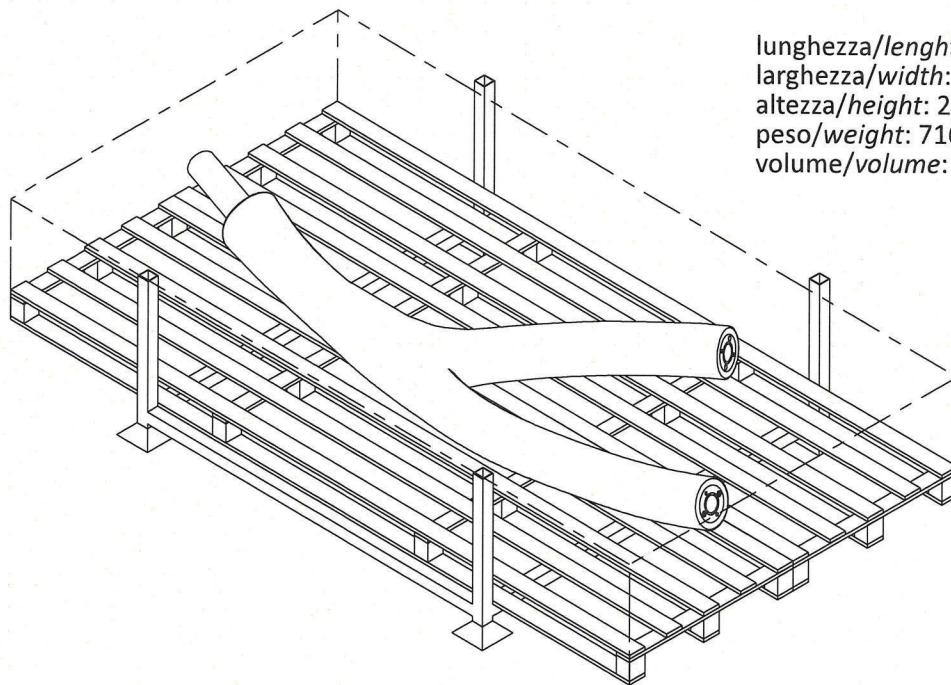


STRUTTURA BASE 6 FOGLIE - VISTA ESPLOSA BASIC STRUCTURE 6 LEAVES - EXPLODED VIEW

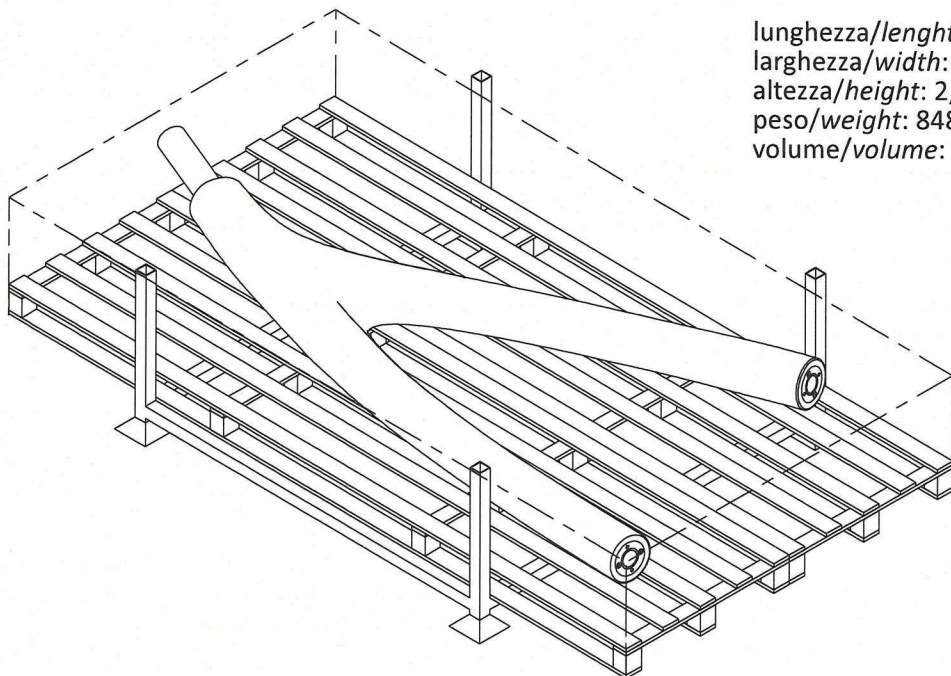


DISEGNO ARMATURE
FRAMEWORK SCHEME

IMBALLAGGI - RAMI PER ALBERO A 6 FOGLIE
PACKAGING - BRANCHES FOR 6 LEAVES TREE

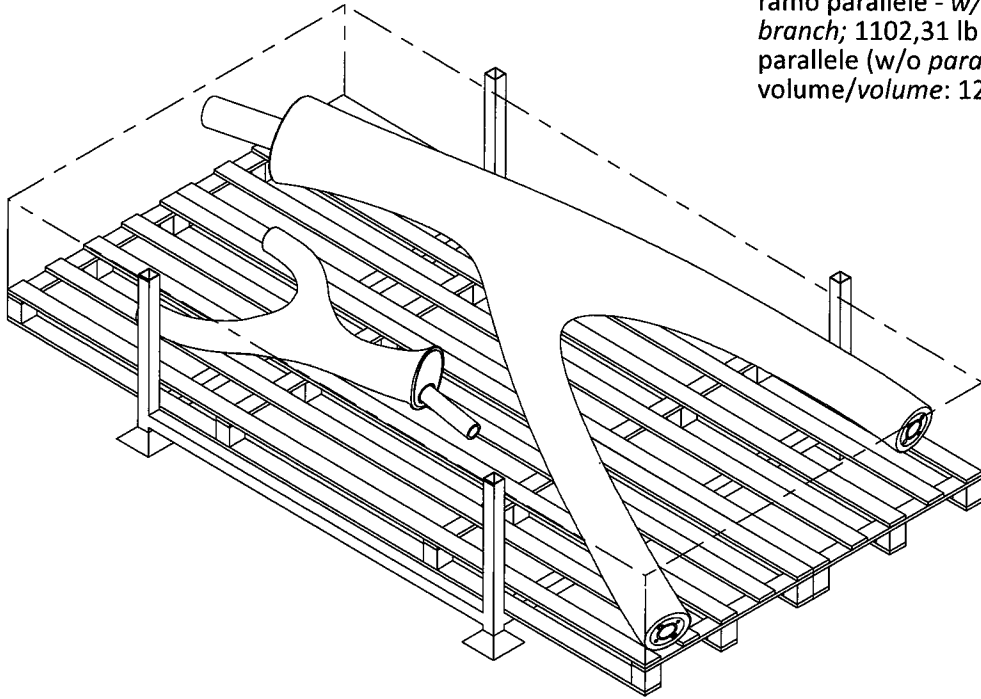


lunghezza/length: 9,84 ft
larghezza/width: 5,25 ft
altezza/height: 2,3 ft
peso/weight: 716,5 lb
volume/volume: 120 ft³

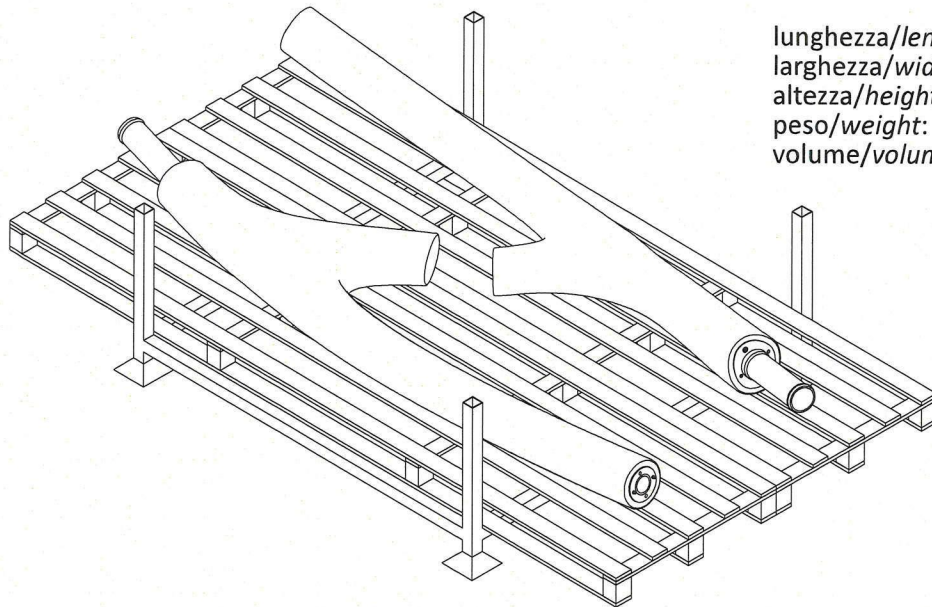


lunghezza/length: 9,84 ft
larghezza/width: 5,25 ft
altezza/height: 2,3 ft
peso/weight: 848,78 lb
volume/volume: 120 ft³

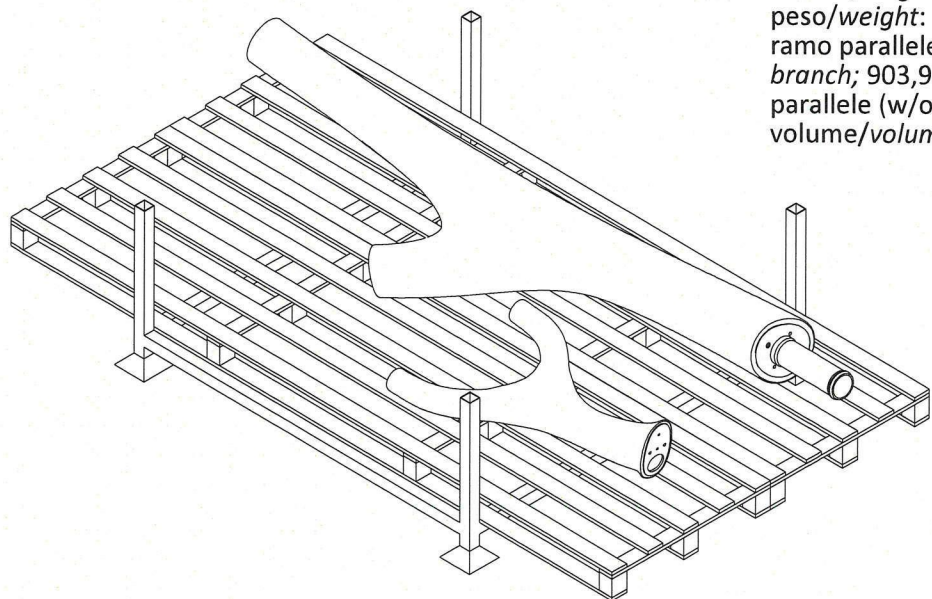
lunghezza/length: 9,84 ft
larghezza/width: 5,25 ft
altezza/height: 2,3 ft
peso/weight: 1212,54 lb con
ramo parallelo - w/parallel
branch; 1102,31 lb senza ramo
parallelo (w/o parallel branch)
volume/volume: 120 ft³



IMBALLAGGI - RAMI PER ALBERO A 3 FOGLIE
PACKAGING - BRANCHES FOR 3 LEAVES TREE

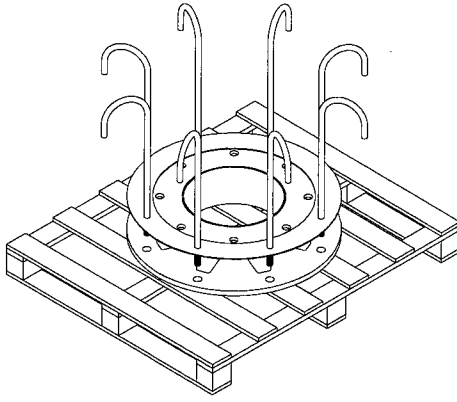


lunghezza/length: 9,84 ft
larghezza/width: 5,25 ft
altezza/height: 2,3 ft
peso/weight: kg
volume/volume: 120 ft³

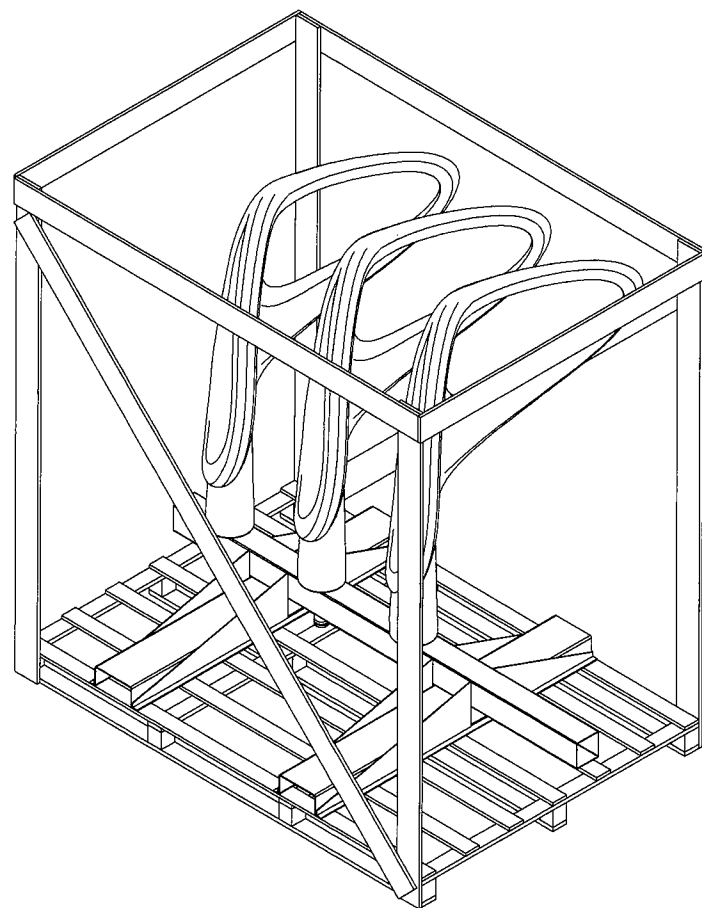
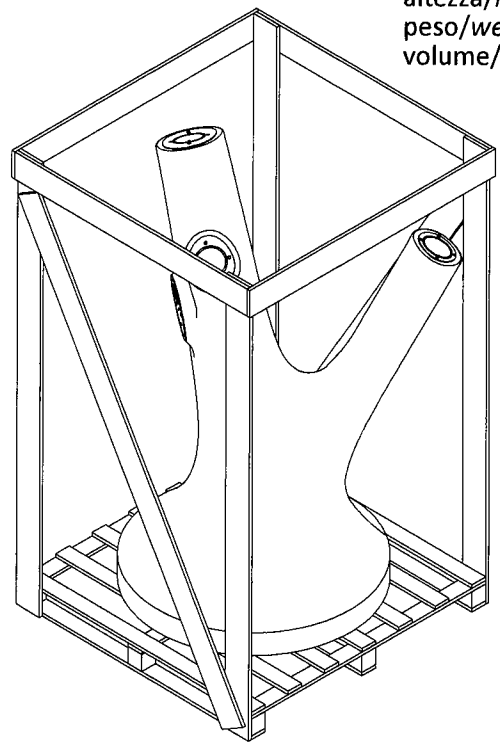


lunghezza/length: 9,84 ft
larghezza/width: 5,25 ft
altezza/height: 2,3 ft
peso/weight: 1025,15 lb con
ramo parallele - w/parallel
branch; 903,9 lb senza ramo
parallele (w/o parallel branch)
volume/volume: 120 ft³

lunghezza/length: 3,94 ft
larghezza/width: 3,28 ft
altezza/height: 3,28 ft
peso/weight: 264,55 lb
volume/volume: 42,38 ft³

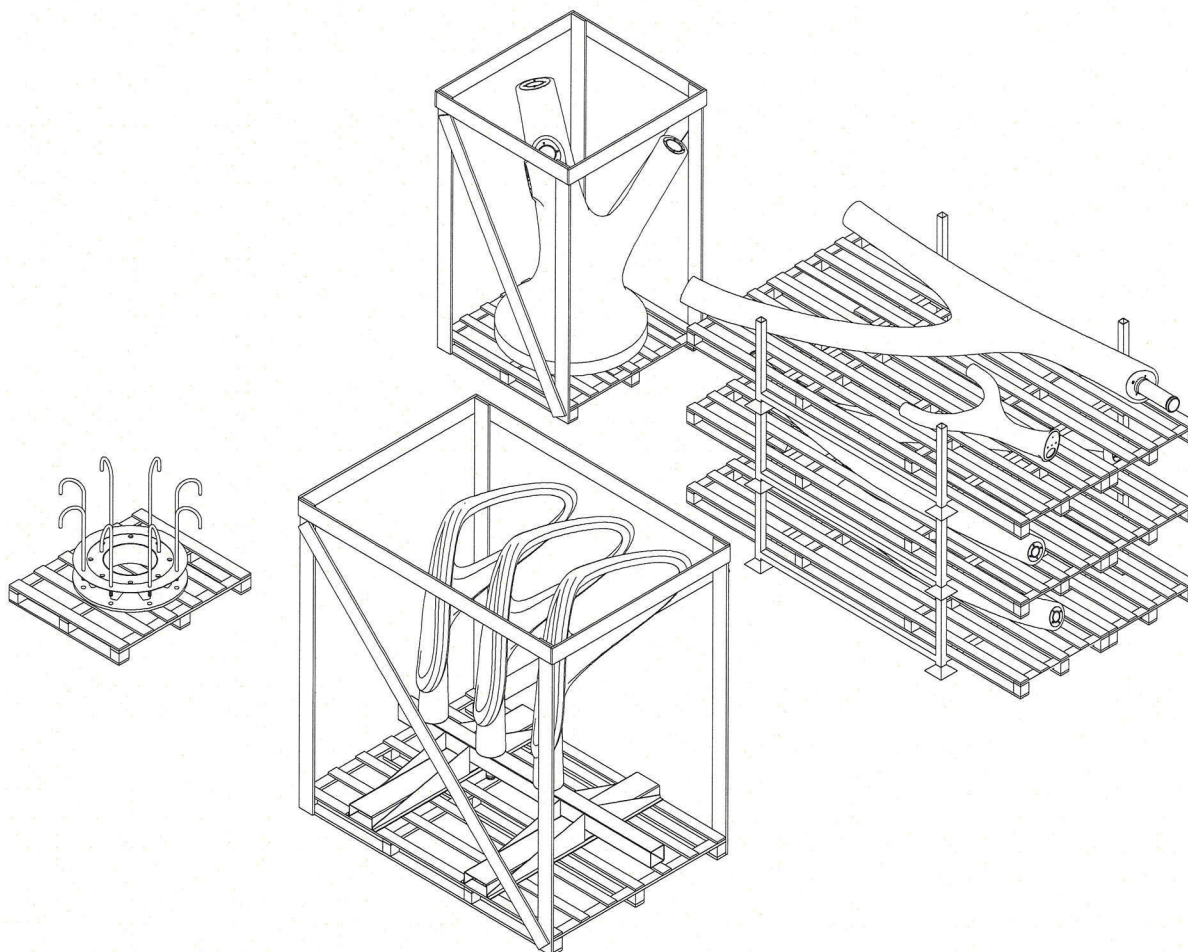


lunghezza/length: 3,94 ft
larghezza/width: 3,94 ft
altezza/height: 6,56 ft
peso/weight: 2358,94 lb
volume/volume: 105,94 ft³

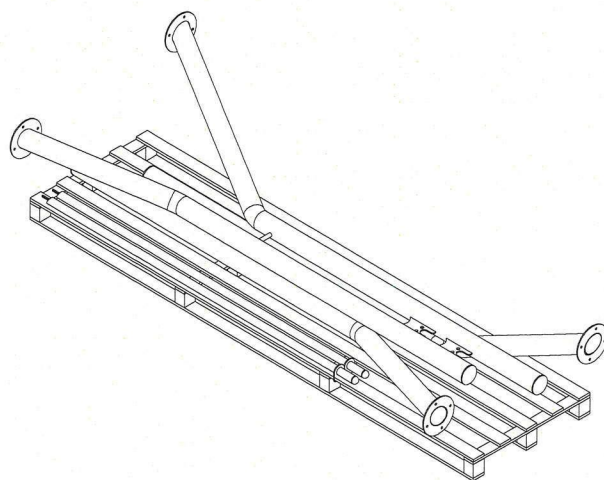


lunghezza/length: 7,22 ft
larghezza/width: 4,92 ft
altezza/height: 7,55 ft
peso/weight: 1543,23 lb
volume/volume: 268,39 ft³

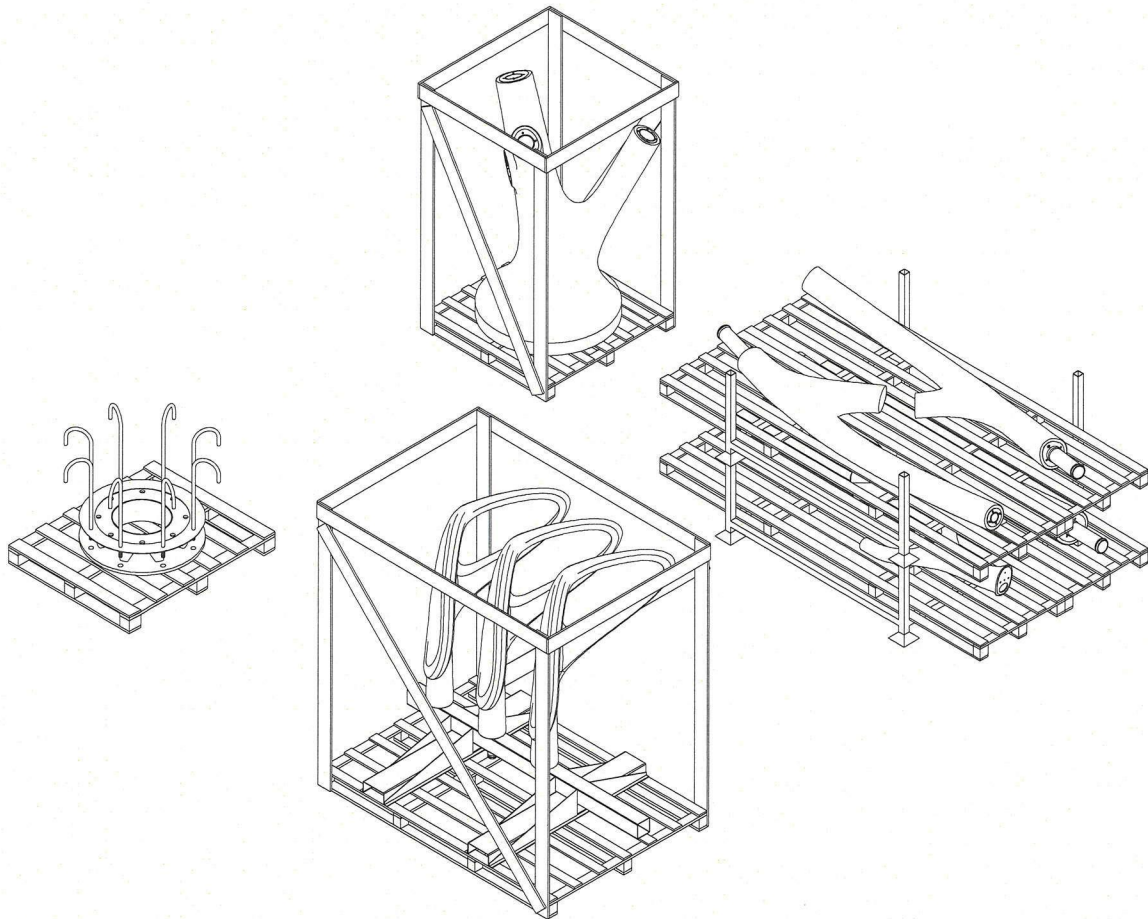
COMPLESSIVO IMBALLAGGI - ALBERO 6 FOGLIE
OVERALL PACKAGING - 6 LEAVES TREE



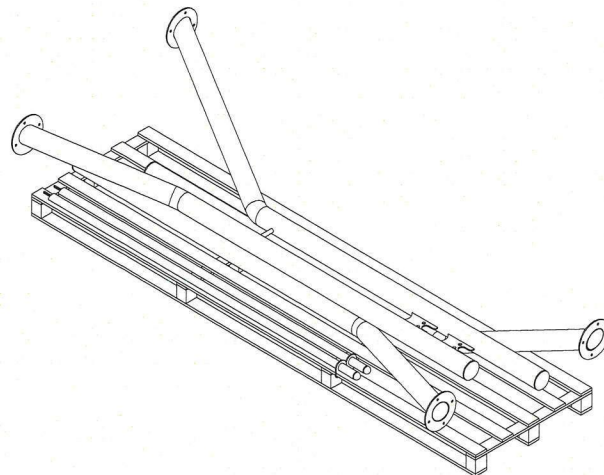
imballo accessori
accessories packaging



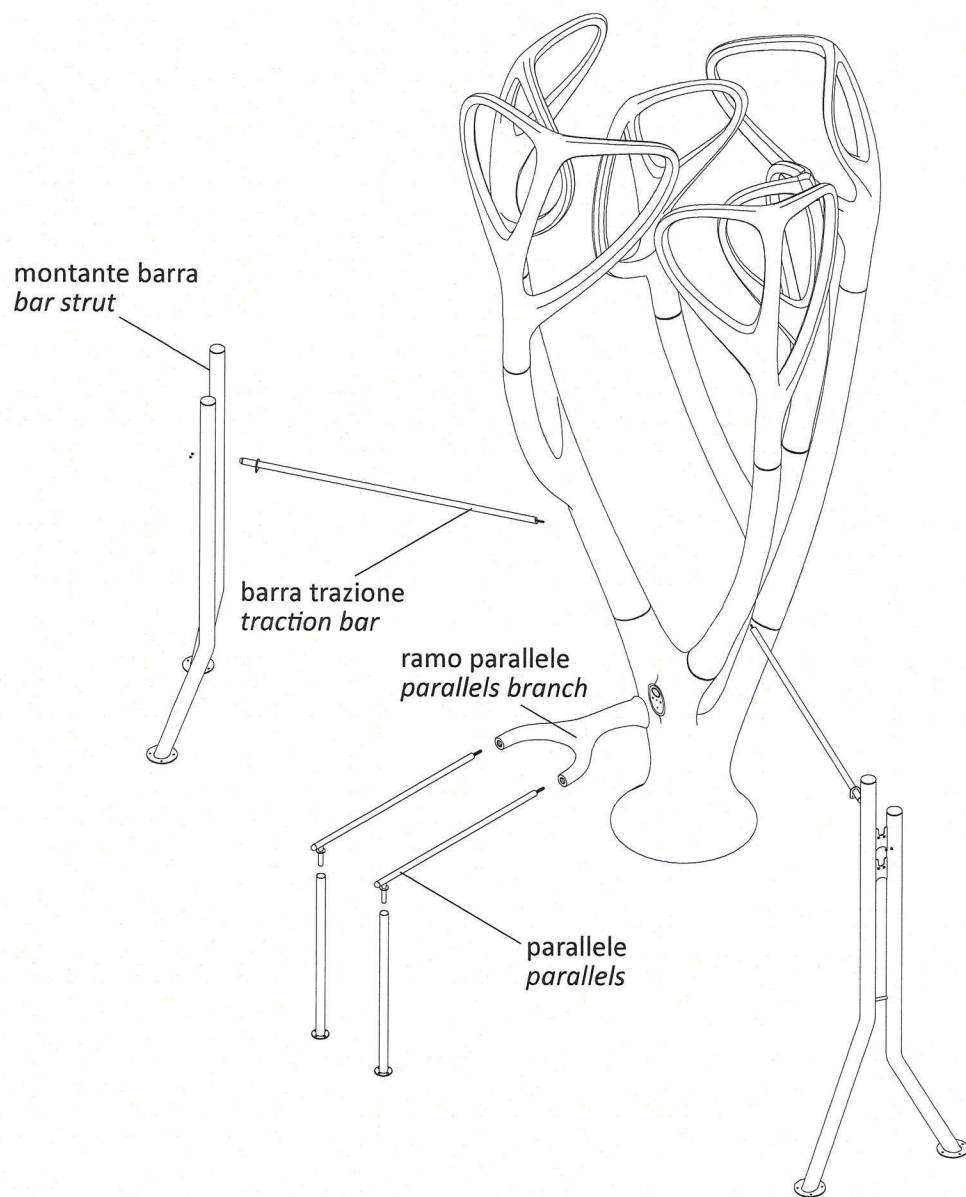
COMPLESSIVO IMBALLAGGI - ALBERO 3 FOGLIE
OVERALL PACKAGING - 3 LEAVES TREE



imballo accessori
accessories packaging

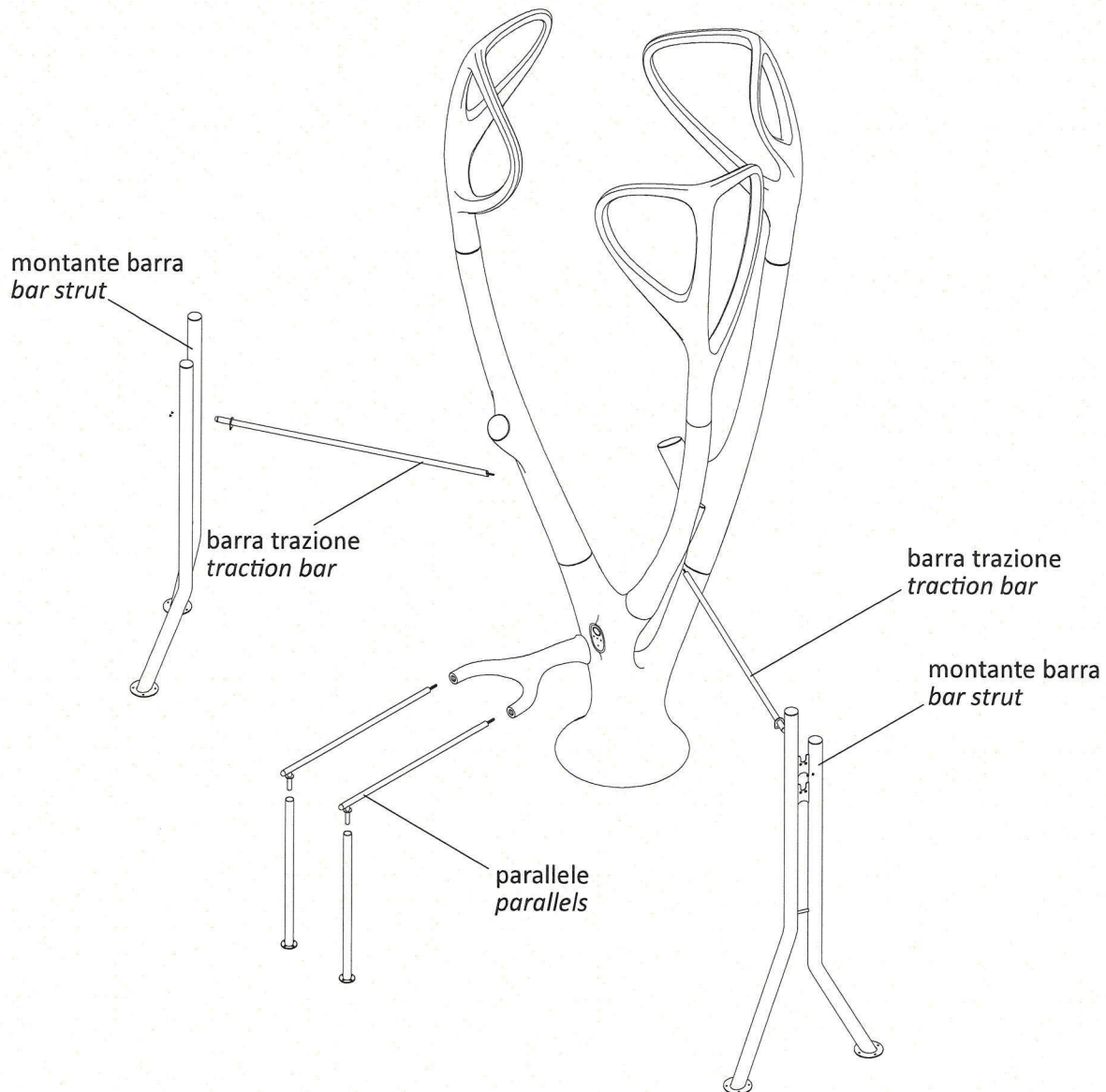


LEOPARD TREE - ACCESSORI LEOPARD TREE - ACCESSORIES

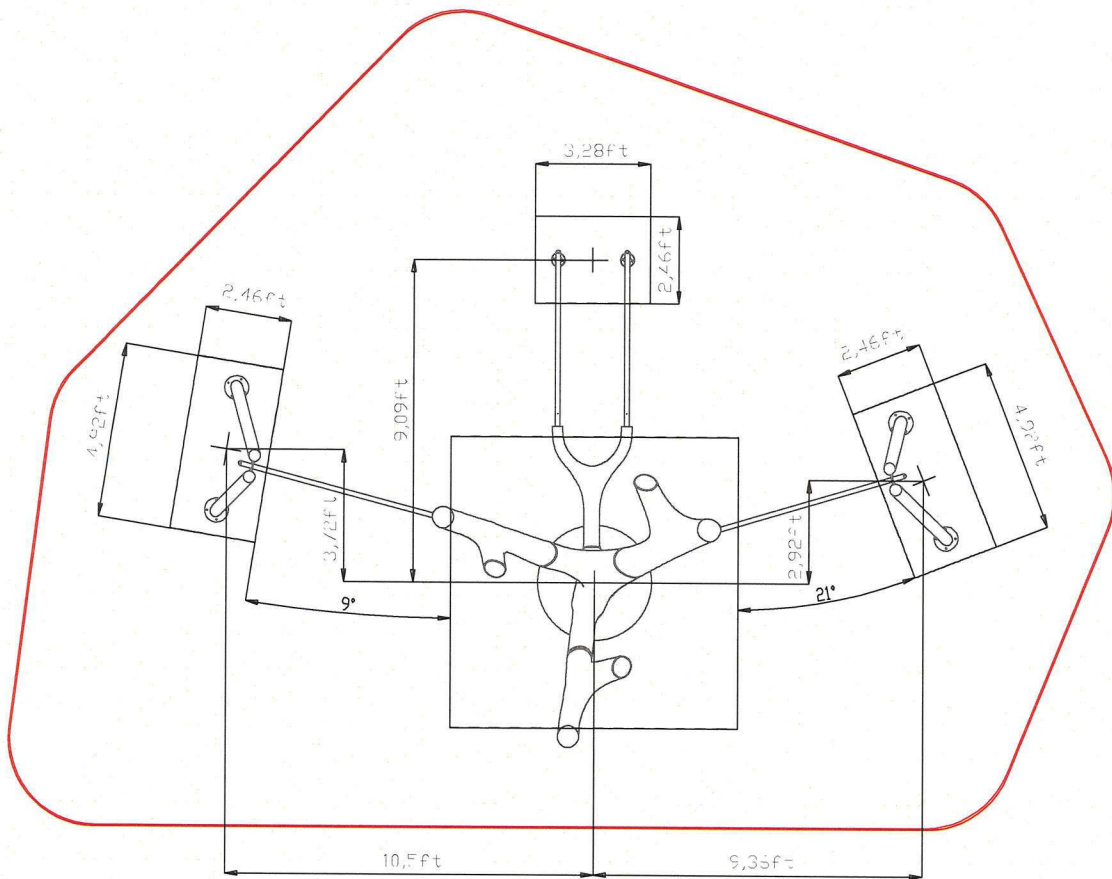


UNPARALLEL TREE - ACCESSORI

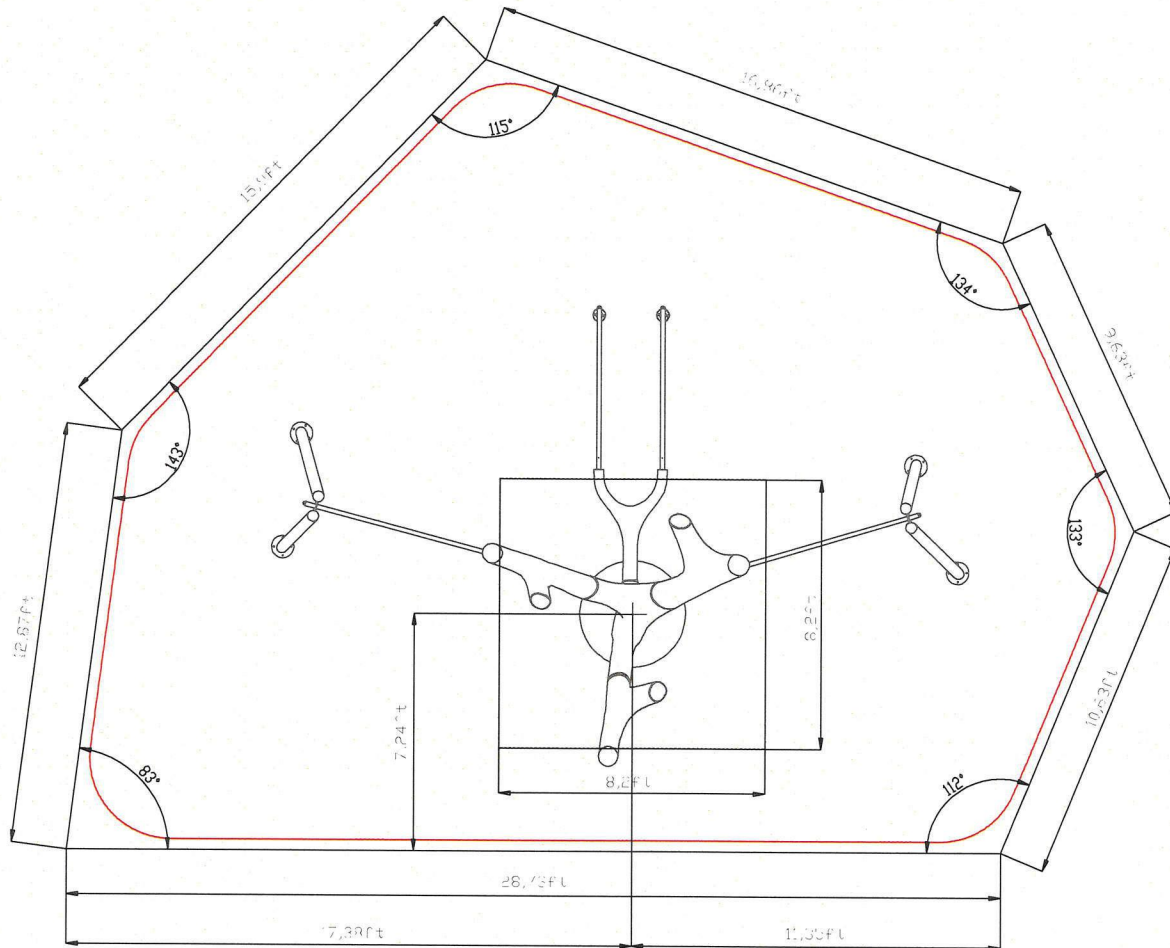
UNPARALLEL TREE - ACCESSORIES



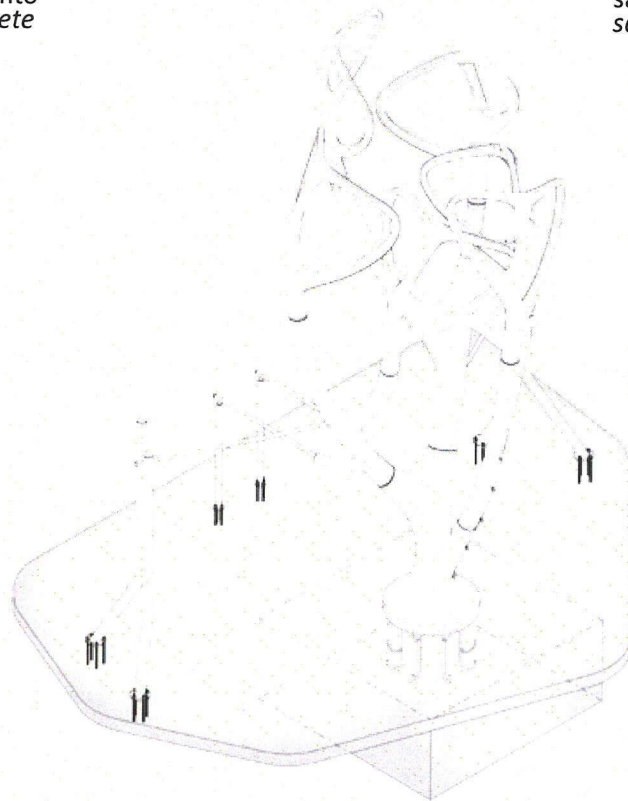
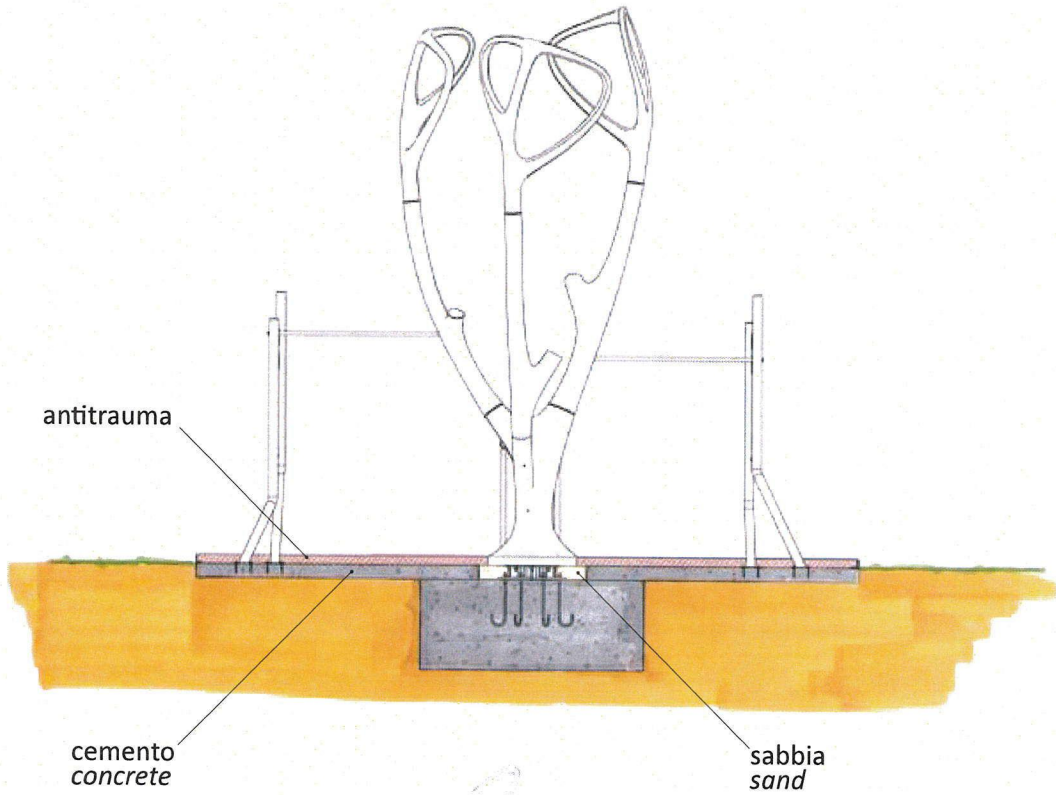
UNPARALLEL/LEOPARD TREE - FONDAZIONI ISOLA
CON MATERIALE GRANULATO
UNPARALLEL/LEOPARD TREE - FOUNDATIONS
DRAWING FOR GRANULATED MATERIAL



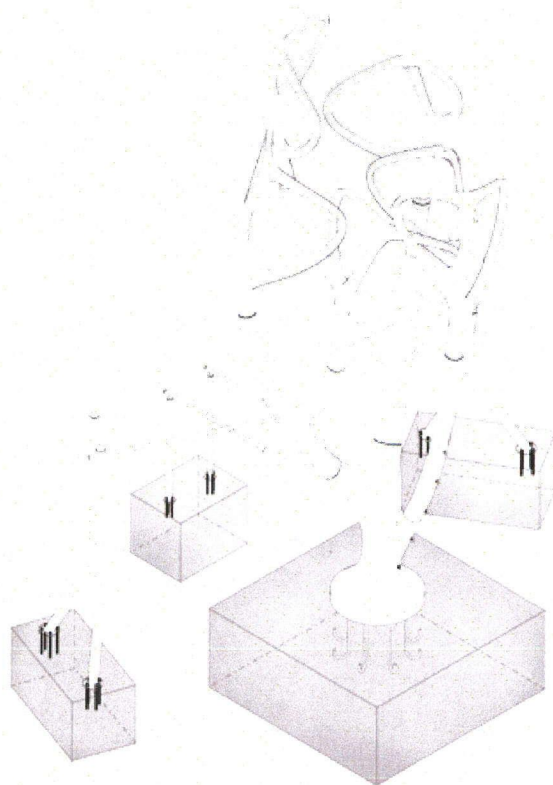
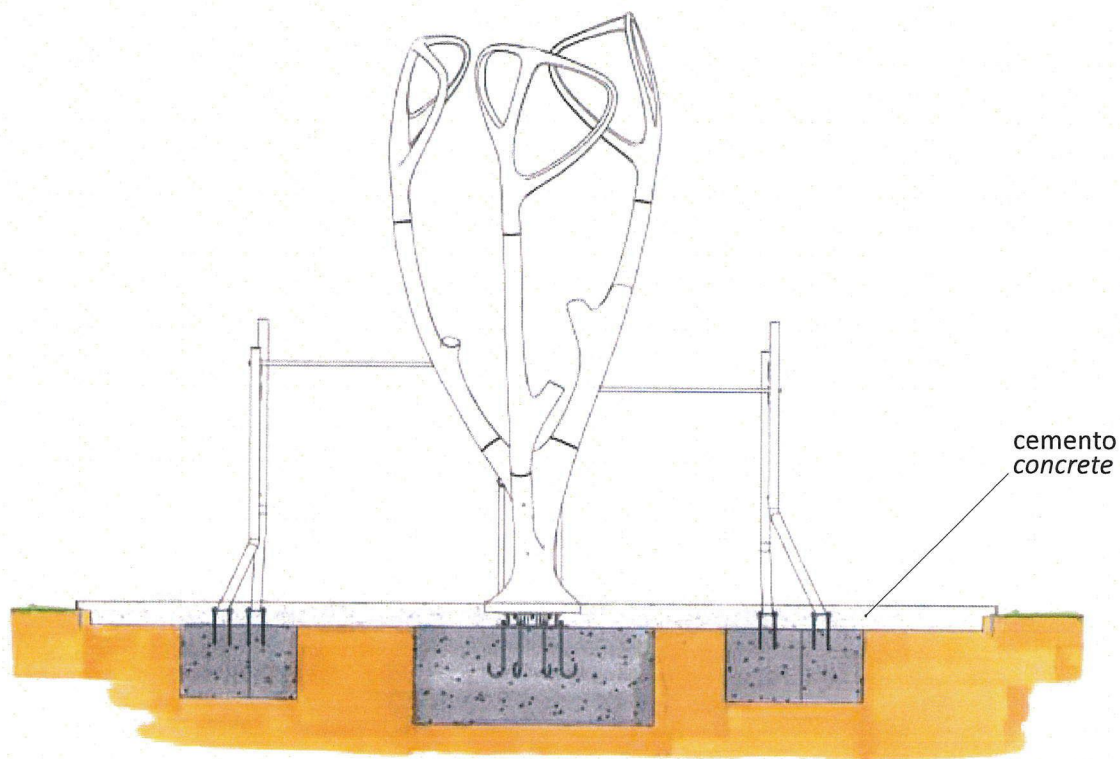
UNPARALLEL/LEOPARD TREE - FONDAZIONI ISOLA
CON TAPPETO ANTITRAUMA
UNPARALLEL TREE - FOUNDATIONS DRAWING WITH
ANTITRAUMA PAVEMENT



UNPARALLEL/LEOPARD TREE - FONDAZIONI ISOLA
CON TAPPETO ANTITRAUMA
*UNPARALLEL TREE - FOUNDATIONS DRAWING WITH
ANTITRAUMA PAVEMENT*

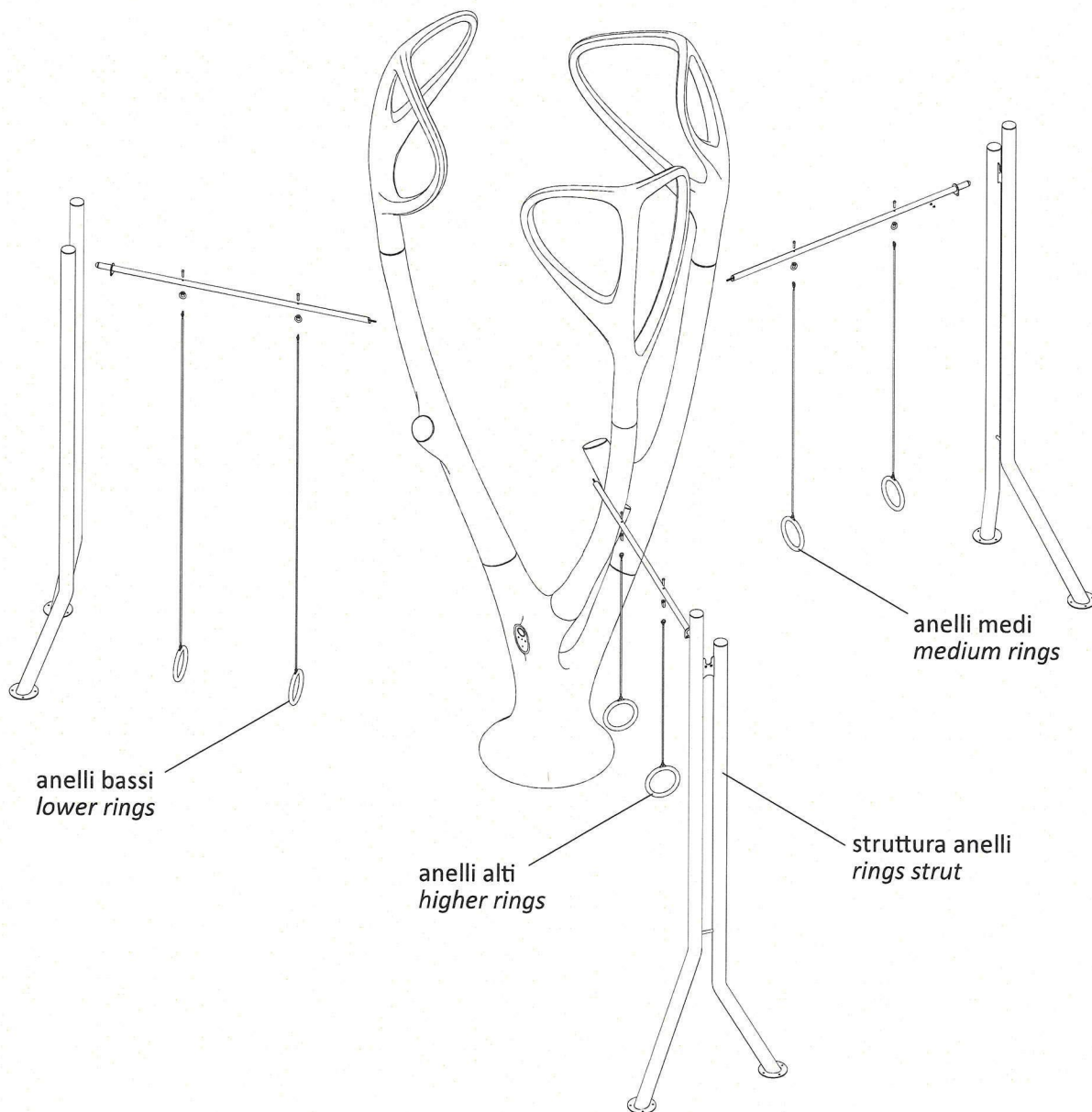


UNPARALLEL/LEOPARD TREE - FONDAZIONI ISOLA
CON MATERIALE GRANULATO
UNPARALLEL/LEOPARD TREE - FOUNDATIONS DRA-
WING FOR GRANULATED MATERIAL

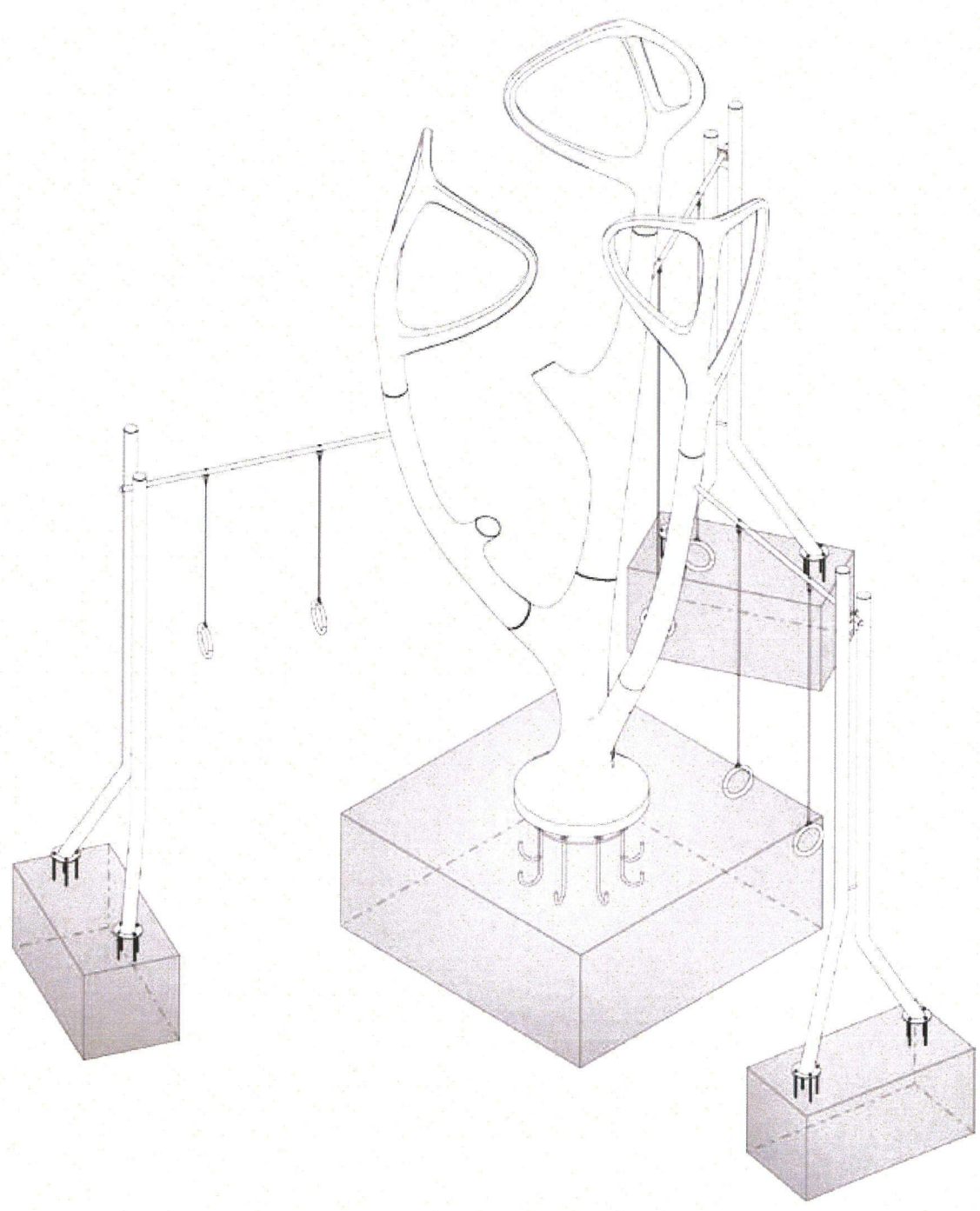


RINGS TREE - ACCESSORI

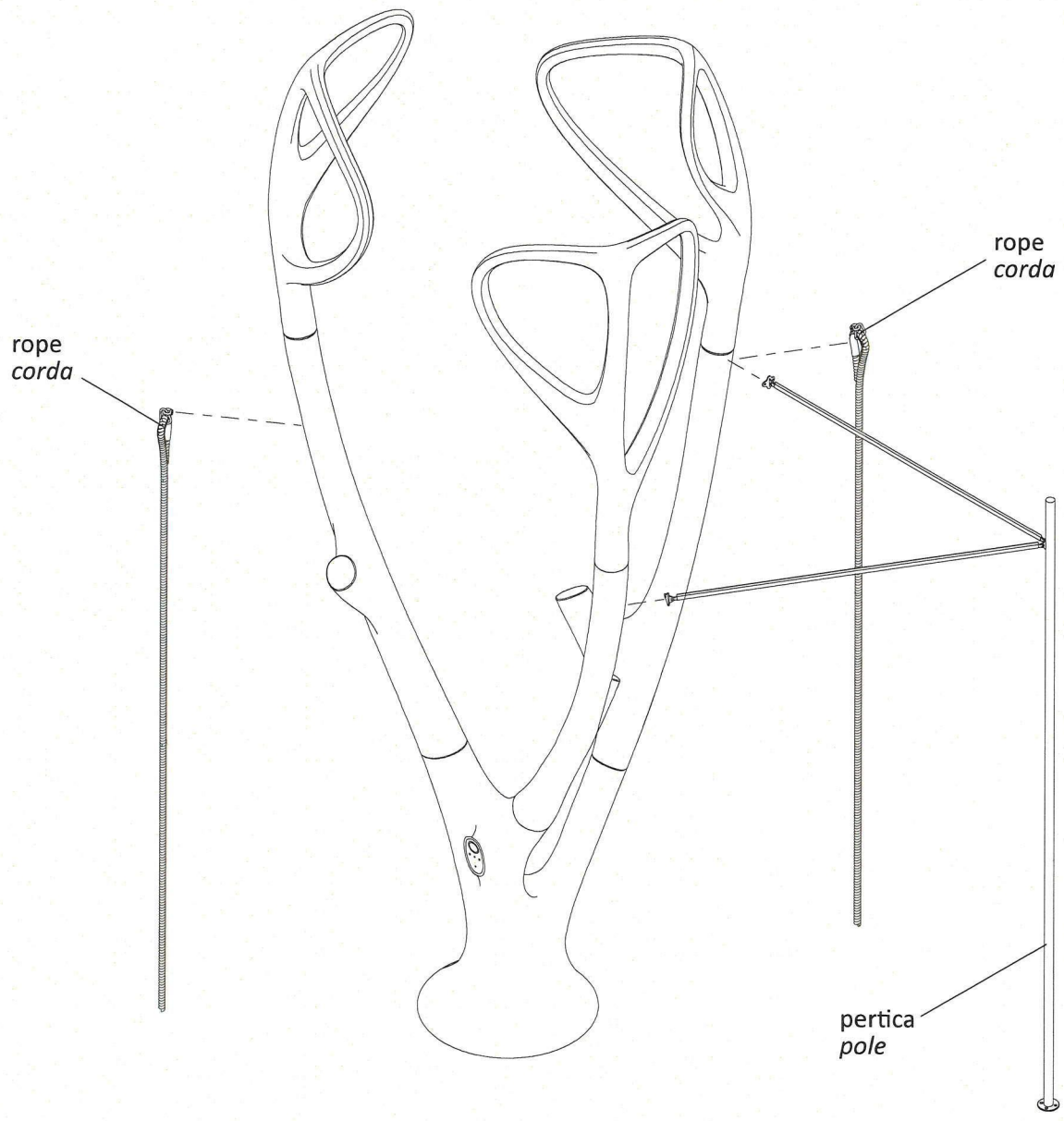
RINGS TREE - ACCESSORIES



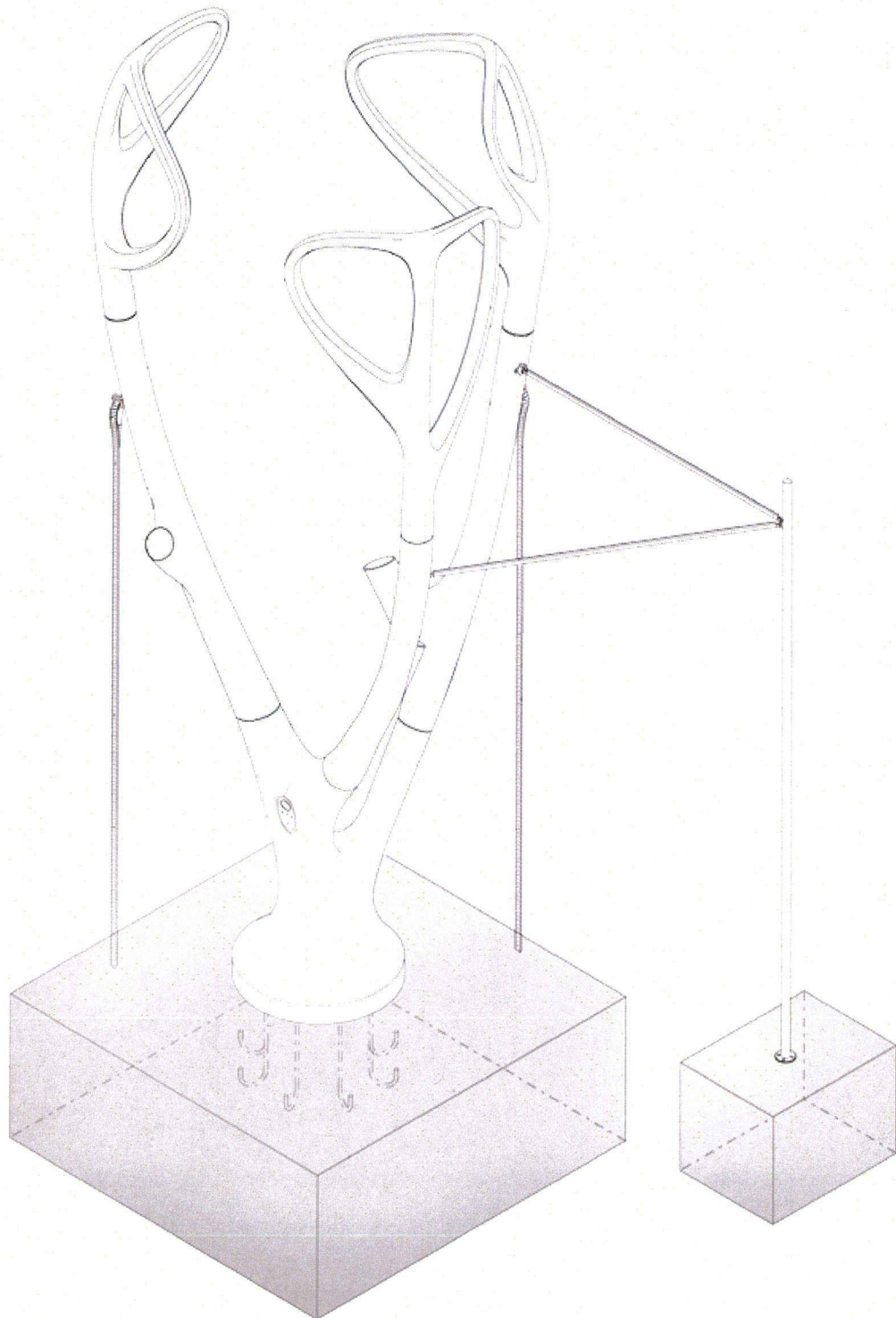
RINGS TREE - FONDAZIONI ISOLA CON MATERIALE GRANULATO
RINGS TREE - FOUNDATIONS WITH GRANULATED MATERIAL ISLAND



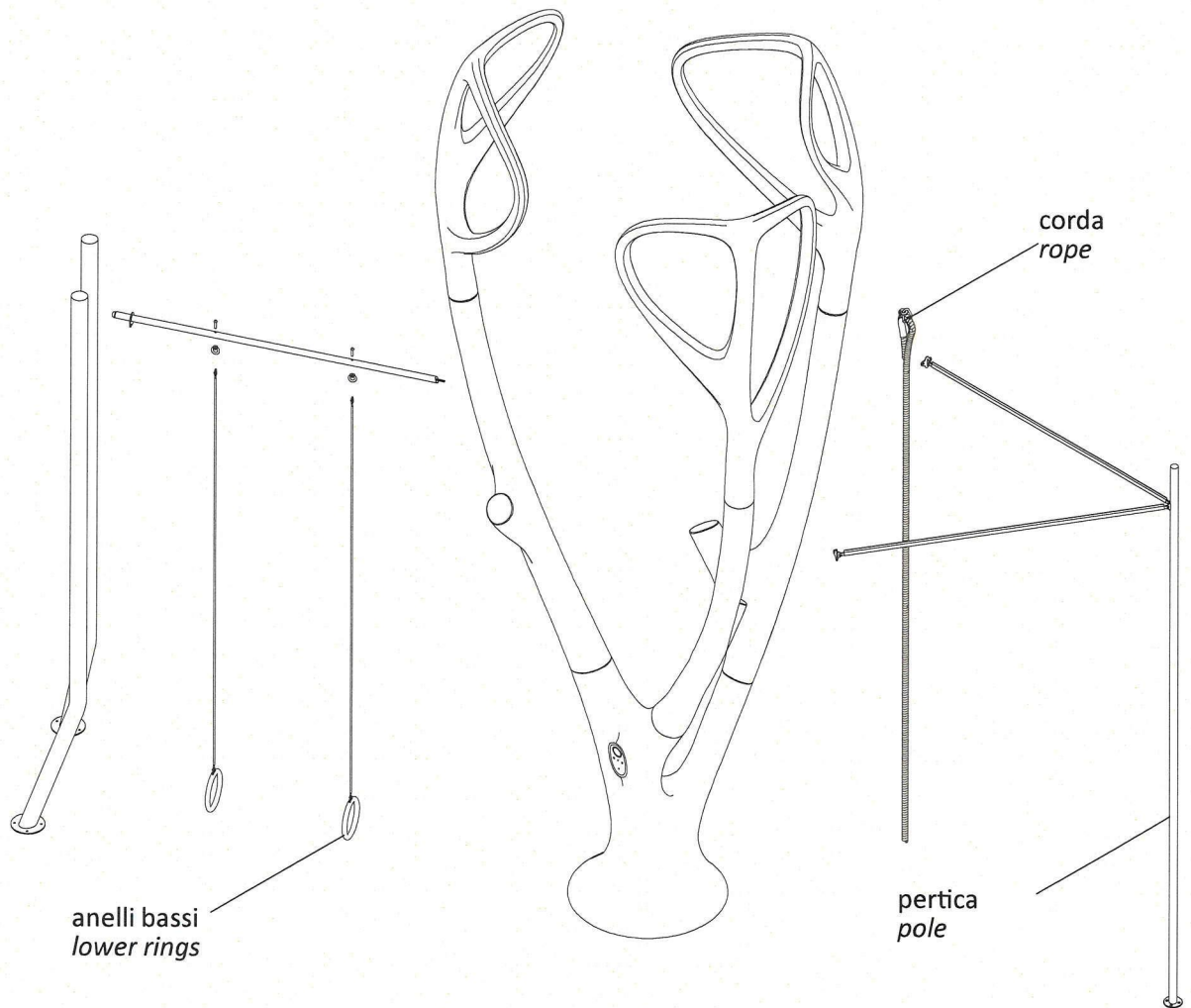
VERTICAL TREE - ACCESSORI
VERTICAL TREE - ACCESSORIES



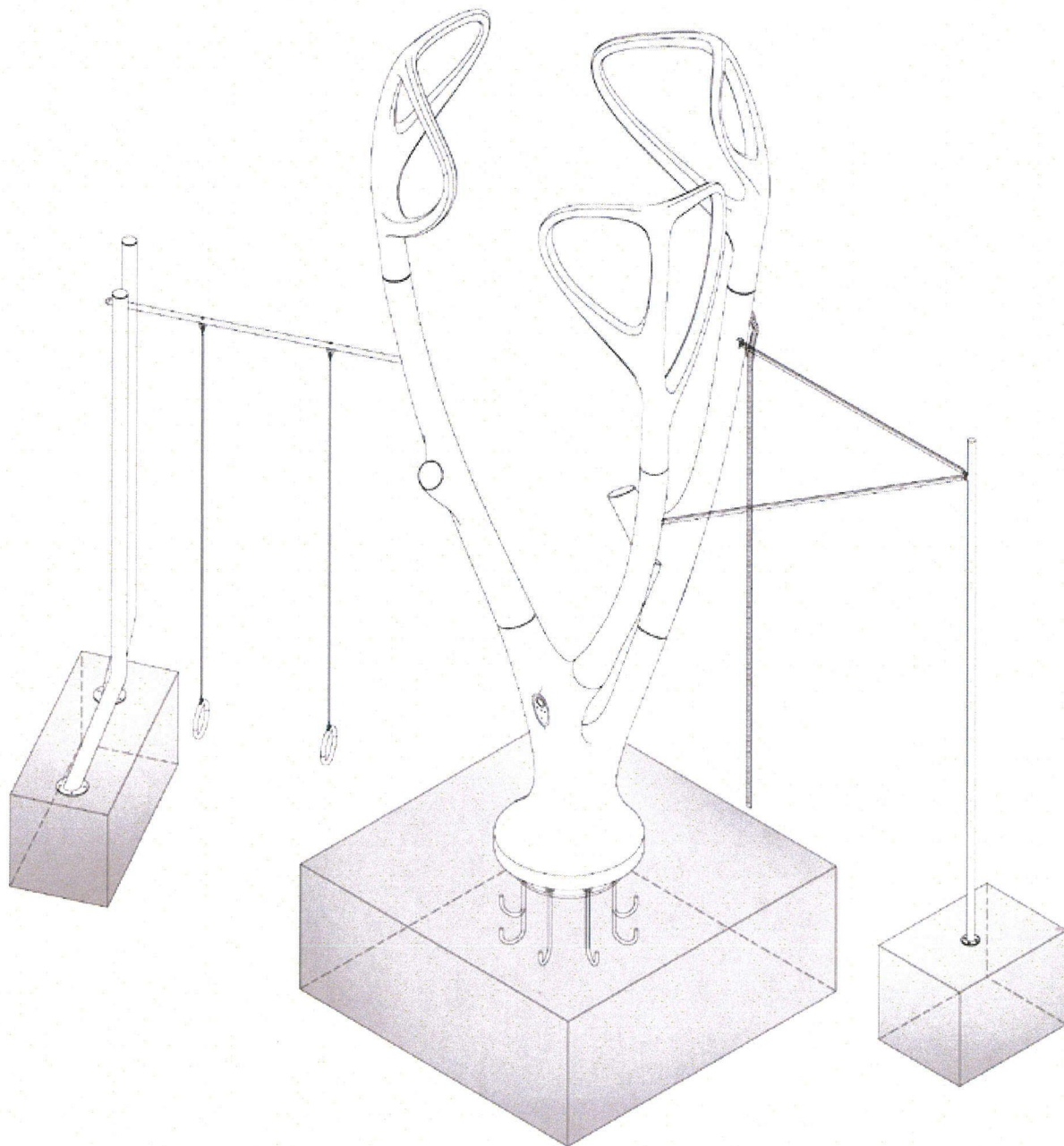
VERTICAL TREE - FONDAZIONI ISOLA CON
MATERIALE GRANULATO
*VERTICAL TREE - FOUNDATIONS WITH GRANULATED
MATERIAL ISLAND*

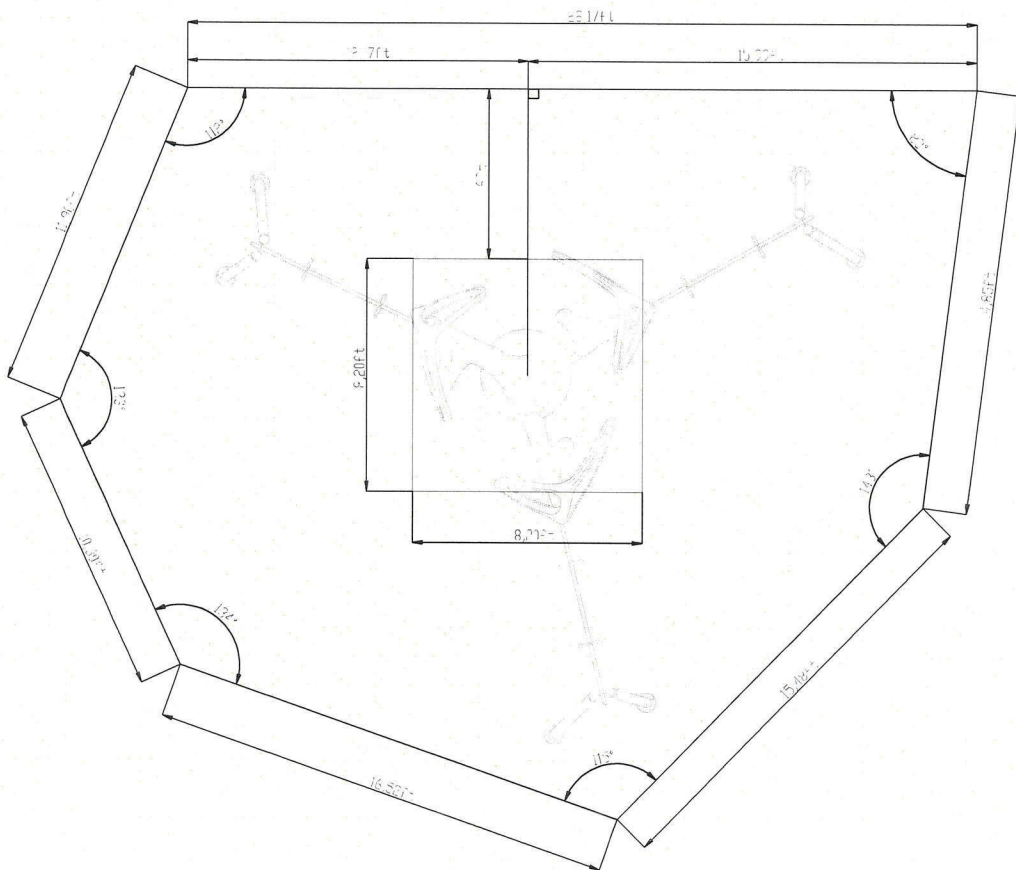
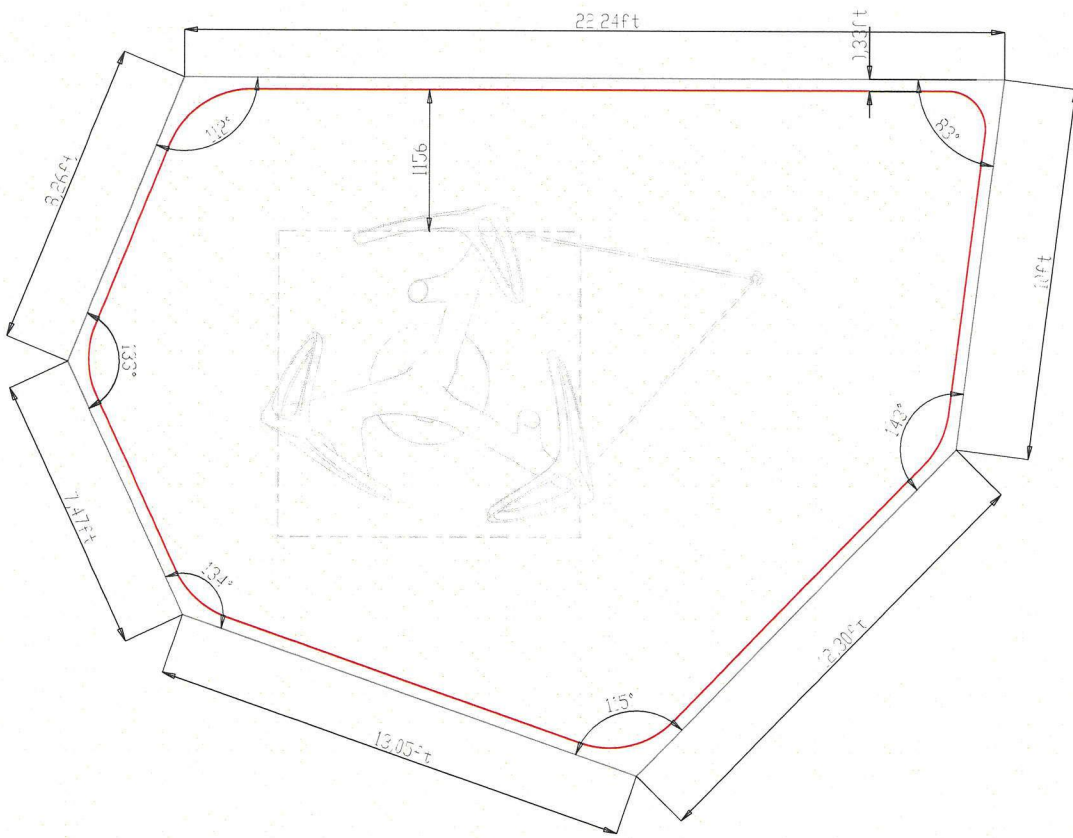



RINGS & ROPES TREE - ACCESSORI
RINGS & ROPES TREE - ACCESSORIES

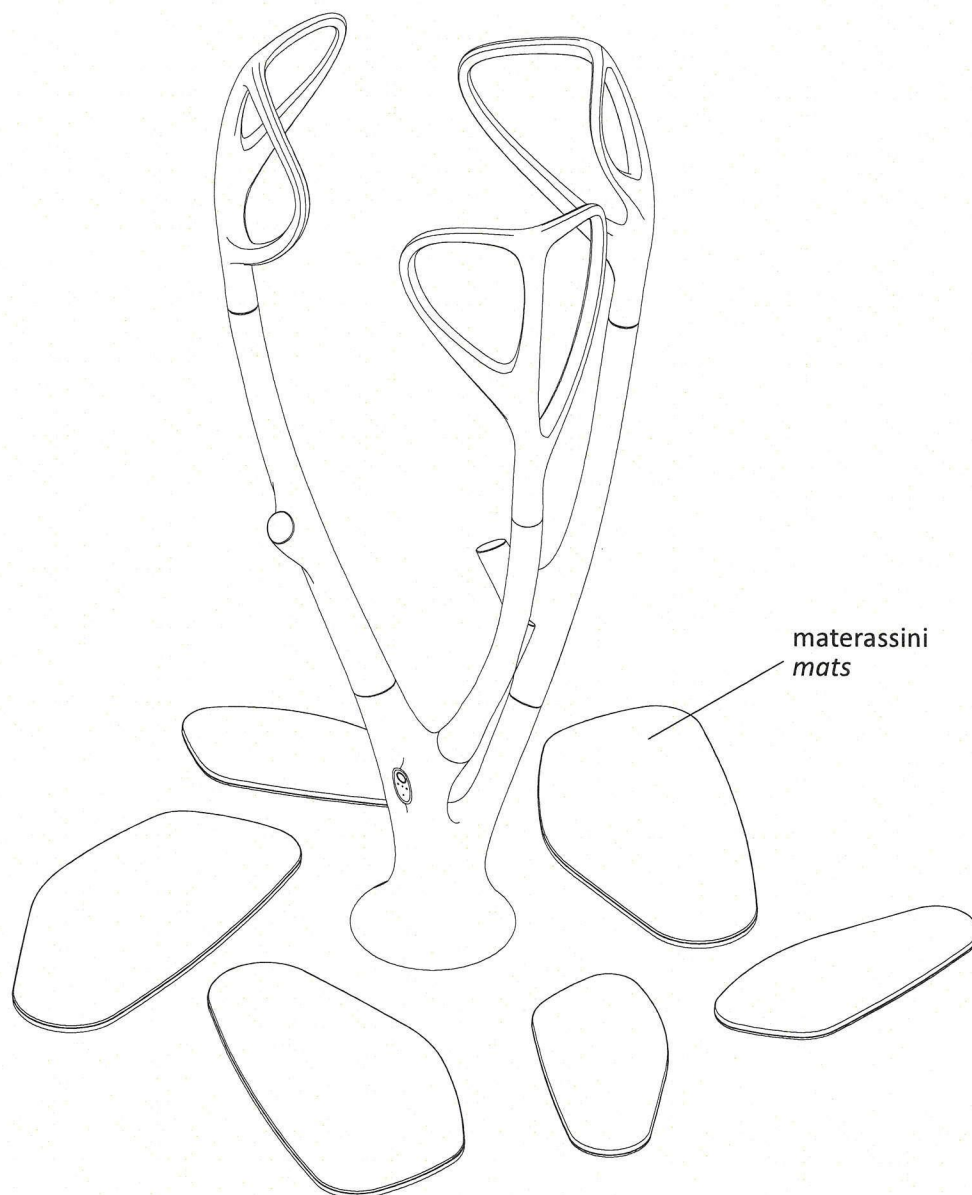


RINGS & ROPES TREE - FONDAZIONI ISOLA
CON MATERIALE GRANULATO
*RINGS & ROPES TREE - FOUNDATIONS WITH
GRANULATED MATERIAL ISLAND*





ZEN TREE - ACCESSORI
ZEN TREE - ACCESSORIES



SCHEMA FONDAZIONI - CON TAPPETO ANTITRAUMA FOUNDATIONS SCHEME - ANTITRAUMA PAVEMENT

1 - scavo *excavation*

E' necessario effettuare la tracciatura delle fondazioni e dell'area sulla quale andrà a essere posta la pavimentazione anticaduta, secondo quelle che sono le indicazioni progettuali (tavole allegate).

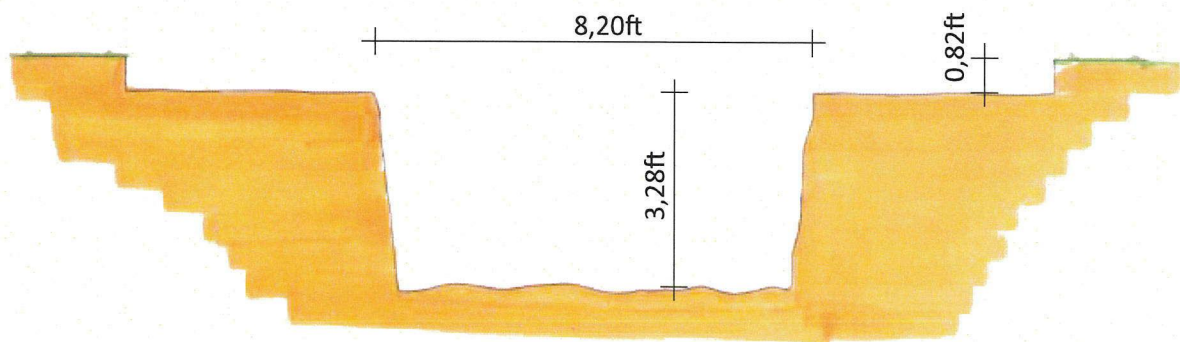
Il plinto di fondazione necessiterà di una profondità di 3,28ft con dimensioni 8,2 x 8,2 ft.

L'area di pertinenza della pavimentazione anticaduta invece necessiterà di uno scavo con altezza 9,84 in (soletta in calcestruzzo e tappeto antitrauma previsto) e di dimensioni variabili secondo il tipo di albero scelto.

It' necessary to make the tracking of the foundations and the area on which antitrauma pavement will be installed, according to what are the design guidelines (attached tables).

The foundation plinth will require a depth of 3,28 ft with dimensions 8,2 x 8,2 ft.

The area of antitrauma pavement instead will require an excavation height 9,84 in (concrete slab and mat antitrauma) and vary size depending on the type of tree chosen.



2 - getto e tirafondo *casting and ground anchor*

Una volta realizzato lo scavo e trasportato via il terreno di rifiuto, si passerà alla sistemazione al suo interno dell'armatura prevista progettualmente (già preliminarmente preparata). Nell'area invece sulla quale verrà installato l'antitrauma si sistemerà una rete metallica (per la ripartizione degli sforzi all'interno della soletta che verrà realizzata).

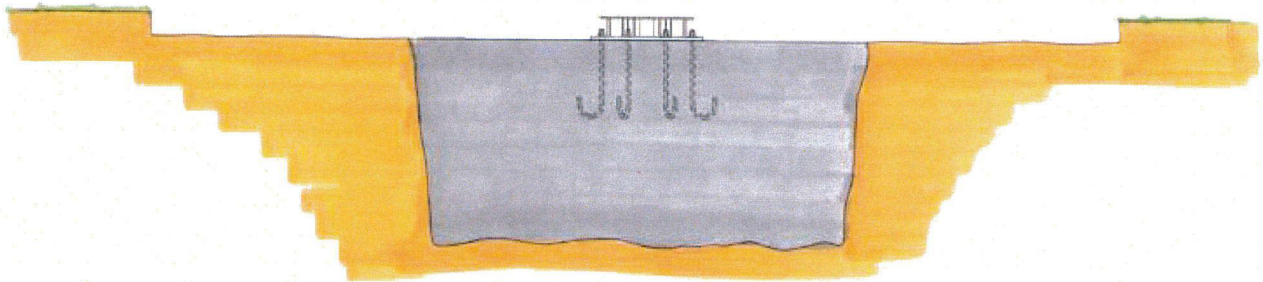
Nella zona prevista per il plinto di fondazione dell'albero, verrà inoltre legata dall'armatura del plinto la piastra di fondazione e i tirafondi di ancoraggio dell'albero. La piastra di fondazione alla quale sono fissati i tirafondi, affinché la posa dell'albero sia più corretta possibile dovrà essere perfettamente in piano e a livello.

Infine si procederà al getto in calcestruzzo su tutta l'area scavata per il plinto di fondazione e al successivo livellamento del calcestruzzo stesso fino alla quota di progetto.

Once realized the excavation and got away the reject ground, it will pass to the arrangement inside of the armor provided by design (already prepared beforehand). In the other hand where you will place the antitrauma pavement will settle a wire mesh (for the distribution of effort within the slab that will be made).

In the area in which the foundation plinth of the tree, will also be bound by armor plate of the plinth foundation and anchor bolts anchoring the tree. The foundation plate which are fixed bolts, for the laying of the tree is more correct as possible must be perfectly flat and level.

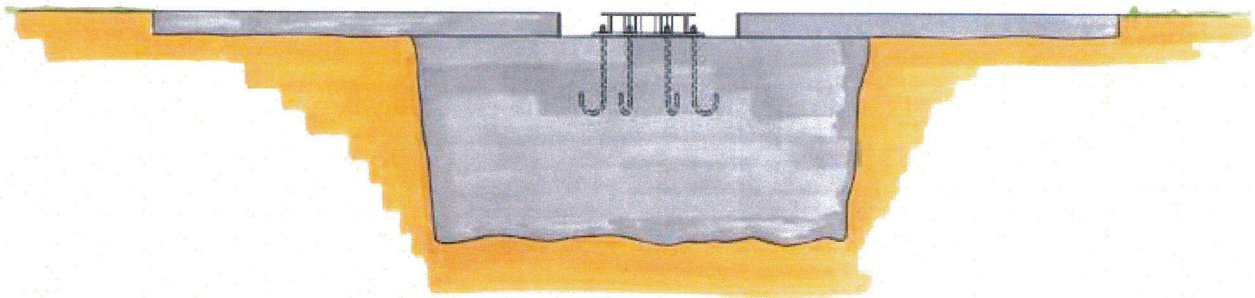
Finally we will proceed to the concrete cast on the whole area excavated for the foundation plinth and the subsequent leveling of the concrete itself up to the portion of the project.



3 - getto soletta *insole casting*

La soletta armata sarà gettata in opera facendo particolare attenzione al suo livellamento alla quota di progetto. E' necessario, prima del getto, porre la lamiera di protezione ad anello, centrata rispetto il tirafondo, in modo da lasciare libera l'area per permettere il successivo fissaggio al tronco.

The reinforced concrete slab will be cast in place, paying particular attention to its leveling according the project. It's necessary, before casting, lay the protective plate ring, centered with respect to the anchor bolt, so as to keep the area free to permit subsequent attachment to the trunk.



4 - posizionamento tronco *trunk positioning*

Dopo almeno 7 giorni di maturazione del cemento dalle fondazioni, attraverso l'utilizzo di una gru meccanica si solleverà l'elemento "tronco" tramite dei golfari precedentemente fissati alle estremità superiori.

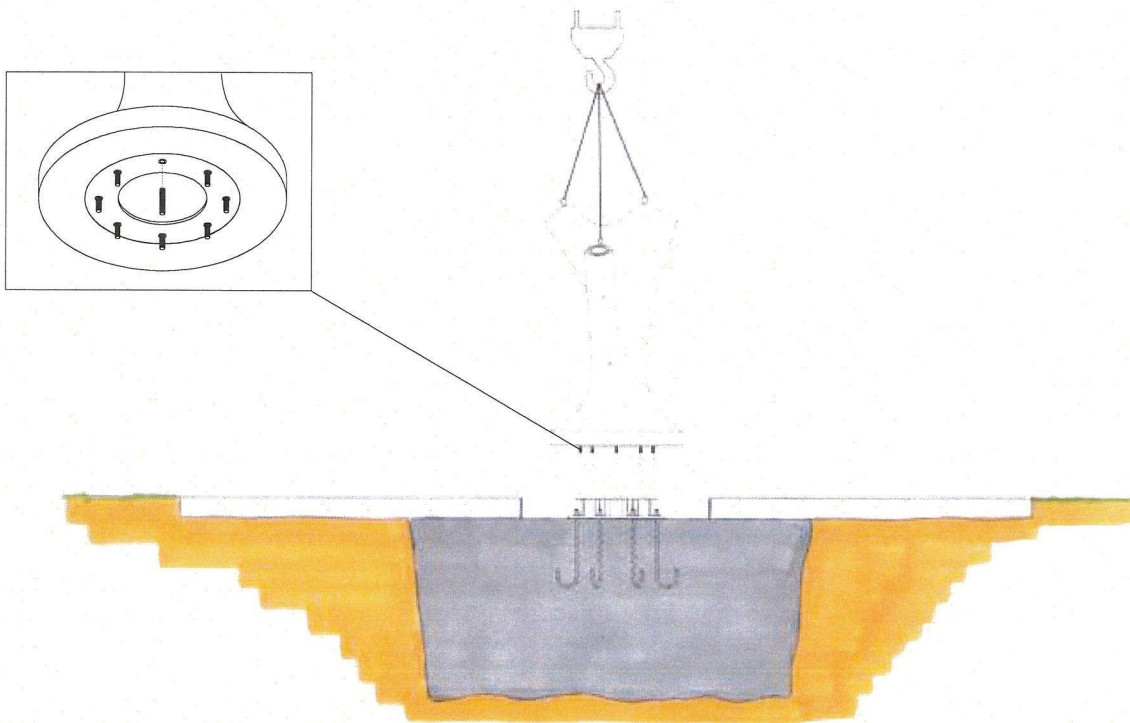
Nella movimentazione fare attenzione a mantenerlo in posizione verticale e a muoverlo con delicatezza.

Tendendolo sospeso, avvitare le 8 barre filettate nelle apposite boccole sotto la base (vedi dettaglio); dopo di che il tronco verrà posizionato in corrispondenza della piastra di fondazione presente sul plinto in modo tale che le barre che fuoriescono si vadano a inserire perfettamente nei fori presenti sulla piastra di fondazione.

After at least 7 days of curing of the cement from foundations, through the use of a mechanical crane will lift the element "trunk" through the eyebolts previously fixed to the upper ends.

Handling to be careful to keep it upright and move it gently.

Stretching it suspended, screw the 8 threaded rods in the special bushings under the base (see detail); after which the trunk will be positioned in correspondence of the foundation plate present on the plinth so that the bars coming off you go to fit perfectly into the holes on the foundation plate.



5 - fissaggio tronco *trunk fixing*

Dopo almeno 7 giorni di maturazione del cemento dalle fondazioni, attraverso l'utilizzo di una gru meccanica si solleverà l'elemento "tronco" tramite dei golfari precedentemente fissati alle estremità superiori.

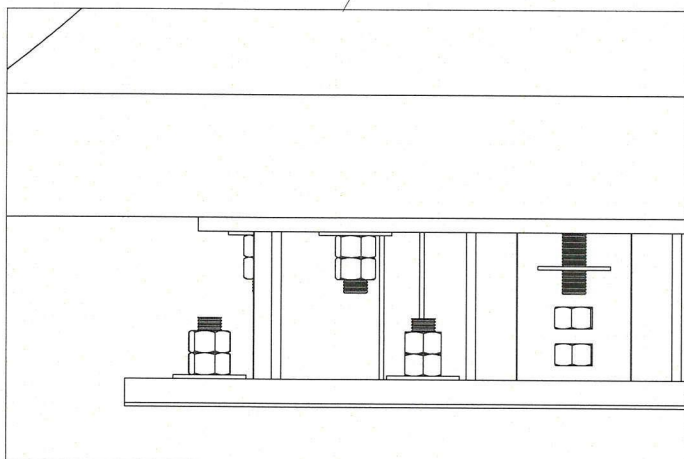
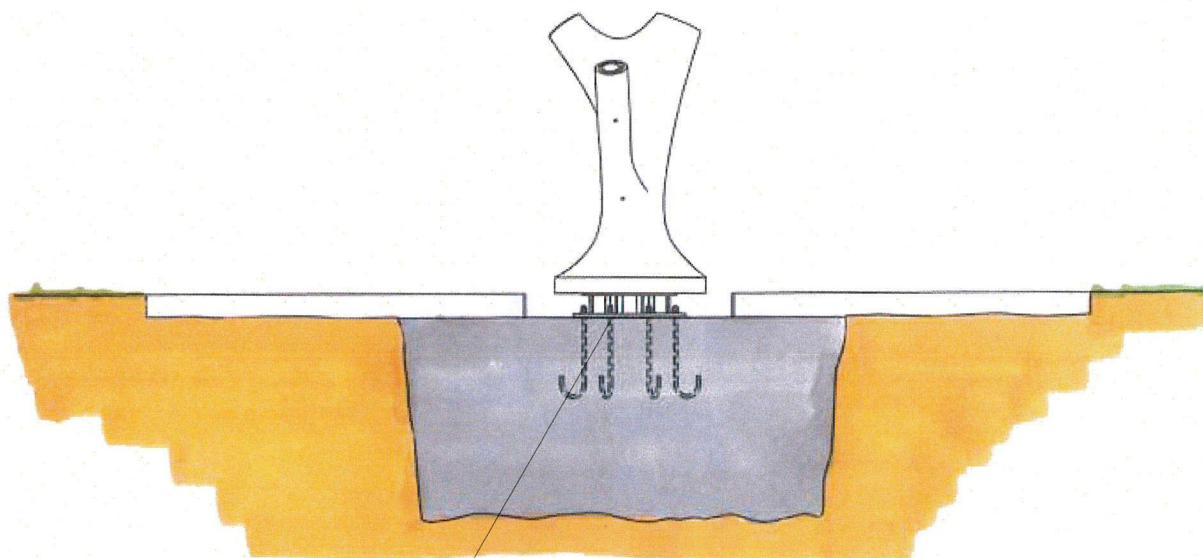
Nella movimentazione fare attenzione a mantenerlo in posizione verticale e a muoverlo con delicatezza.

Tendendolo sospeso, avvitare le 8 barre filettate nelle apposite boccole sotto la base (vedi dettaglio); dopo di che il tronco verrà posizionato in corrispondenza della piastra di fondazione presente sul plinto in modo tale che le barre che fuoriescono si vadano a inserire perfettamente nei fori presenti sulla piastra di fondazione.

After at least 7 days of curing of the cement from foundations, through the use of a mechanical crane will lift the element "trunk" through the eyebolts previously fixed to the upper ends.

Handling to be careful to keep it upright and move it gently.

Stretching it suspended, screw the 8 threaded rods in the special bushings under the base (see detail); after which the trunk will be positioned in correspondence of the foundation plate present on the plinth so that the bars coming off you go to fit perfectly into the holes on the foundation plate.



6 - posizionamento rami *branch fixing*

Anche i rami, così come il tronco, verranno movimentati attraverso l'utilizzo di una gru meccanica e di cinghie/funi metalliche che verranno attorno agli elementi stessi o a dei golfari fissati alle estremità superiori.

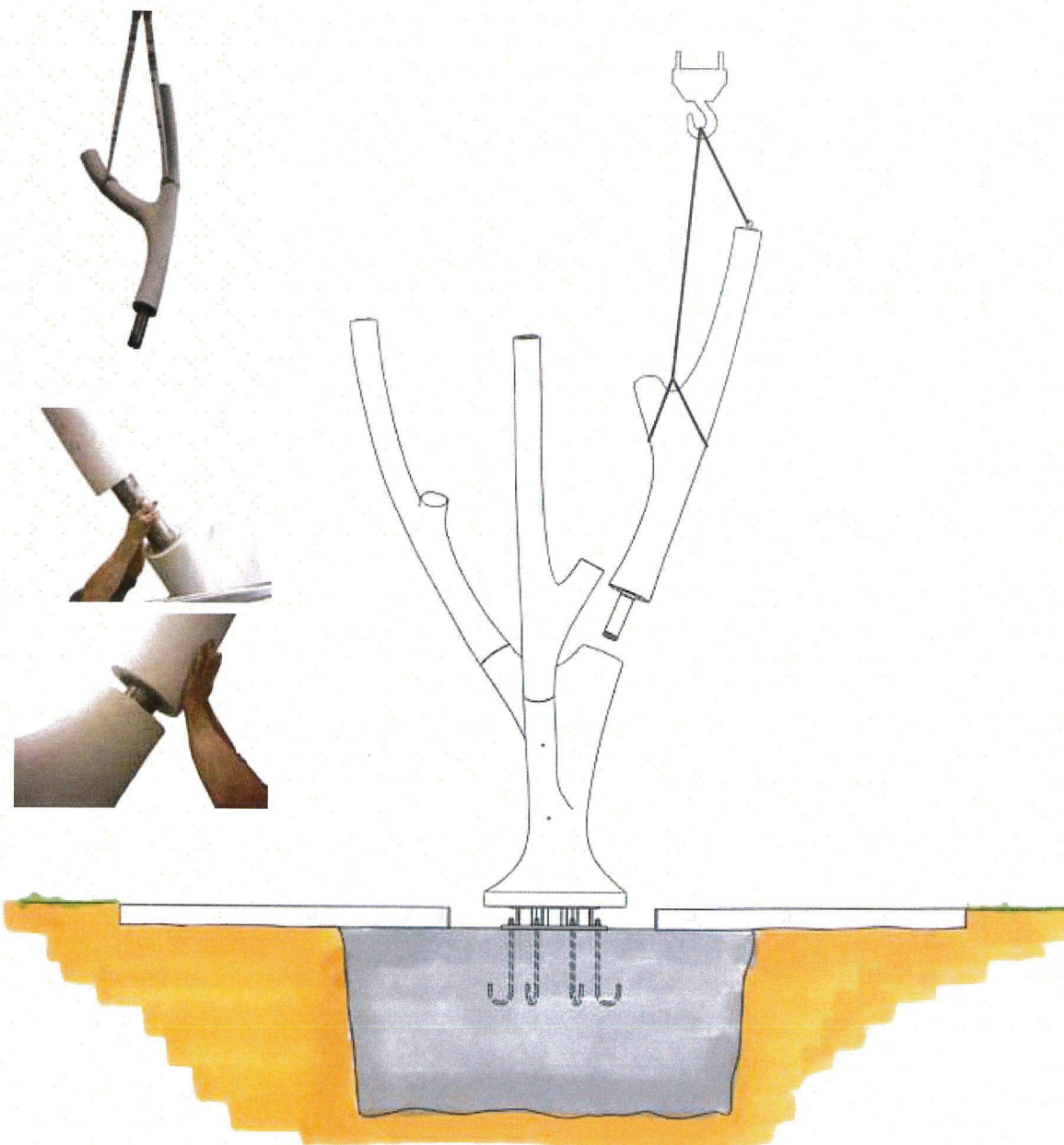
Ciascuno ramo è dotato alla base di un perni metallico che dovrà essere inserito all'interno dei fori corrispondenti presenti nel tronco.

Due piccoli perni alla estremità del tronco fungeranno da antirotazione, prestando attenzione ad allinearli ai relativi fori nella estremità inferiore del ramo.

Con un trabatello o delle scale a norma si staccheranno poi i golfari e le funi, e si procederà allo stesso modo per tutti i rami.

Even the branches, as well as the trunk, will be handled through the use of a crane mechanical and straps / wire ropes which will be attorndo to the elements or the eyebolts fixed to the upper ends.

Each branch is provided at the base of a metallic pins which must be inserted inside the corresponding holes in the trunk. Two small pins at the end of the trunk serve as anti-rotation, taking care to align them with the holes in the lower end of the branch. With a scaffolding or under stairs they come off then eyebolts and ropes, and we will proceed in the same way for all the branches.



7 - posizionamento foglie *leaves fixing*

Le foglie verranno posizionate seguendo esattamente i passi descritti per i rami.


L'unica accortezza da tenere per questi elementi è quella di imbragarli per il loro sollevamento con cinghie in poliester, così da tenere l'elemento durante la movimentazione in posizione verticale tale da permetterne un facile e veloce fissaggio ai rami.

Anche in questo caso le cinghie verranno rimosse dall'elemento attraverso l'utilizzo di trabatelli, scale o eventuale ponteggio mobile che permetta di raggiungere la quota di tali elementi.

The leaves are positioned following the same steps of branches.

The only care to be taken for these elements is to sling them, for their lifting with belts with polyester, so as to hold the element during the movement in a vertical position such as to allow a fast and easy fastening to the branches.

Also in this case the straps will be removed from the element using scaffolding, ladders or any mobile scaffold which allows to reach the portion of these elements.



schema fondazioni - con materiale granulato *foundations scheme - with granular material*

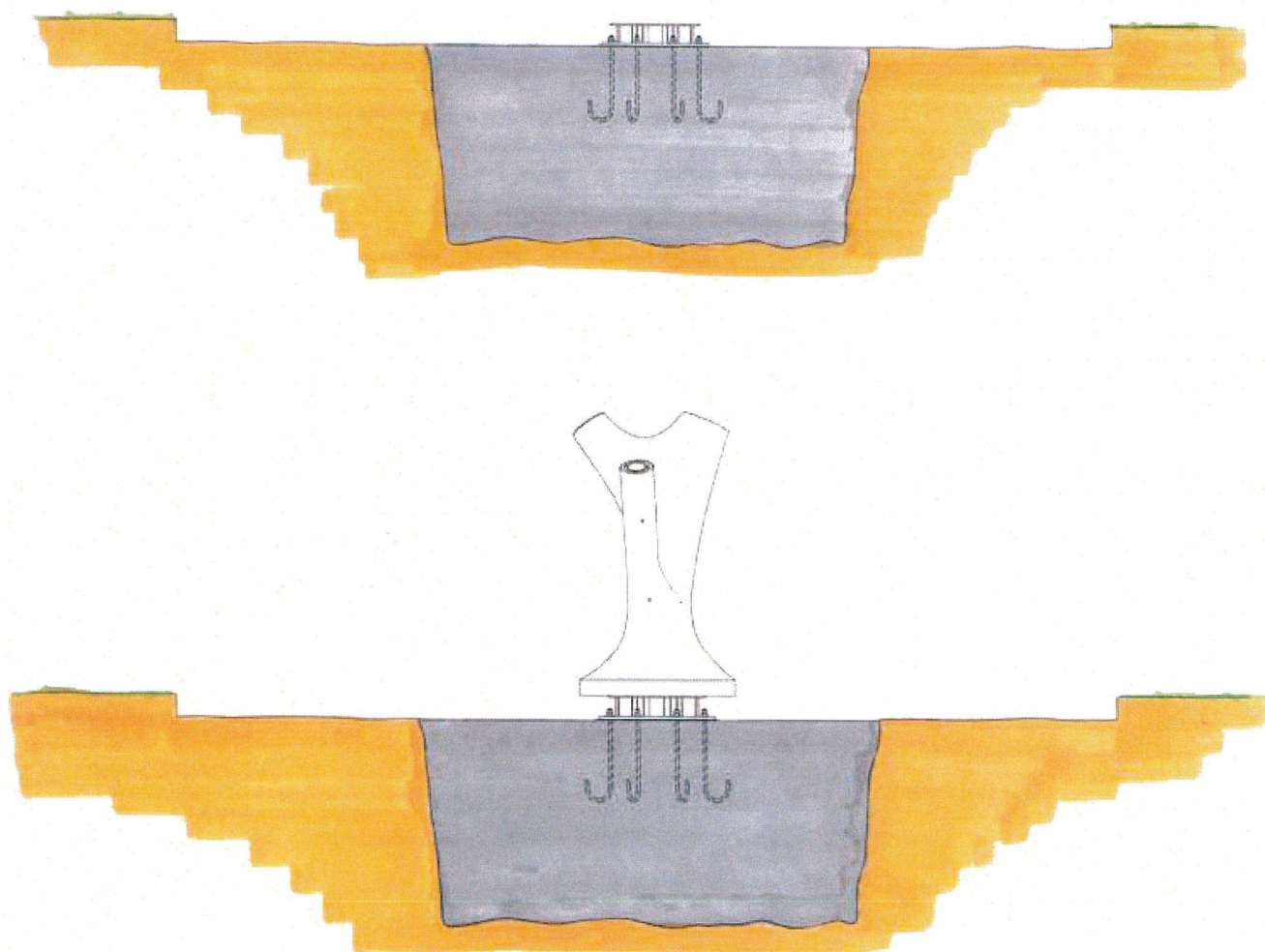
Nel caso in cui al posto del tappeto antitrauma sia previsto un materiale granulato (tipo sabbia, corteccia ecc) eseguire gli scavi per fondazione plinto e area attorno all'albero alla stessa maniera, della profondità indicata dalla norma per il materiale specifico più 10 della cornice perimetrale in metallo.

Una volta eseguito il getto principale con tirafondo e aver fissato la struttura di base (l'anello di protezione in questo caso non è necessario), proseguire con l'installazione come schema nelle pagine precedenti.

Nel caso in cui vi siano attrezzi come pertiche o parallele sarà necessario effettuare uno scavo con plinto per ognuno di essi (vedi pagine precedenti)

In the case instead of the mat anti-trauma is provided a granulated material (such as sand, bark etc.) out the excavation for the foundation plinth and area around the tree in the same manner, the depth given by the standard for the specific material of the frame 10 more metal perimeter.

Once done the main concrete casting and fixing the basic structure (the ring of protection in this case is not necessary), continue with the installation as steps on the previous pages.



Una volta completata l'installazione di tutti i componenti dell'albero, posizionare la cornice metallica attorno allo scavo e fissarla al terreno tramite apposite viti elicoidali.
In seguito riempire l'area del materiale granulato scelto, della profondità indicata dalla normativa.

*After completing the installation of all components of the tree, place the metal frame around the excavation and secure it to the ground using special helical screws.
Then fill the area of the granulated material chosen, the depth given by the regulations*

