

**1** DIAGRAM FOR LINE OF SIGHT TO ROOF EQUIPMENT  
SCALE: 1/8" = 1'-0"

City Multi Outdoor Product Information PURY-RP200YJM-A



**PURY-RP200YJM-A**

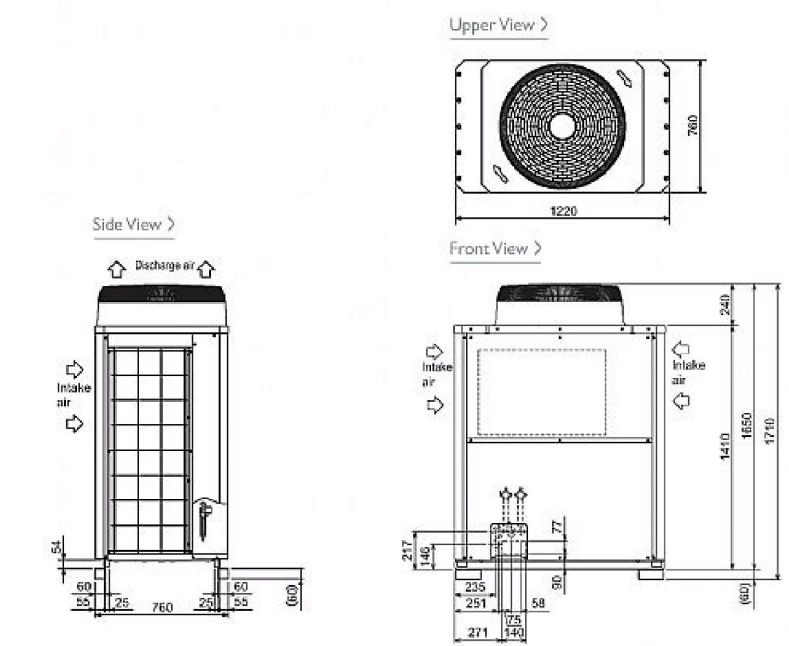
Replace Multi R2 Series 8hp Outdoor Unit  
R410A Heat Recovery

**Product Details**

PURY-RP200YJM-A	
Capacity (kW)	
Heating (Nominal)	25.0
Cooling (Nominal)	22.4
Heating (UK)	21.8
Cooling (UK)	21.1
Power Input (kW) Heating (Nominal)	5.81
Power Input (kW) Cooling (Nominal)	5.23
Power Input (kW) Heating (UK)	5.64
Power Input (kW) Cooling (UK)	3.82
Max No. of Connectable Indoor Units	20
Airflow(m <sup>3</sup> /min)	225
Noise (dBA)	56
Width - mm	1220
Depth - mm	760
Height - mm	1710
Weight - kg	275
Electrical Supply	380-415v, 50Hz
Phase	3
Mains Cable No. Cores	4 + earth
Starting Current (A)	8
Running Current (A) - Heating	8.9
Running Current (A) - Cooling	8
Fuse Rating (BS88) - HRC (A)	20


**Dimensions**

PURY-RP200YJM-A



Piping Restrictions	
Total Piping Length (m)	220
Furthest Piping Length (m)	100
Between Outdoor and BC Controller - Length (m)	70
Between Indoor and BC Controller - Length (m)	30
Between Indoor and Outdoor Units - Height (m)	50
Between Indoor and BC Controller - Height (m)	15
Between Indoor and Indoor Units - Height (m)	15

**1 A/C EQUIPMENT SPECS**



1671 Collins Avenue, Miami Beach, FL 33139

PROJECT OWNER:  
**EBJ / INSITE Sagamore, LLC**  
910 SE 17th Street, Suite 400  
Fort Lauderdale, FL 33316



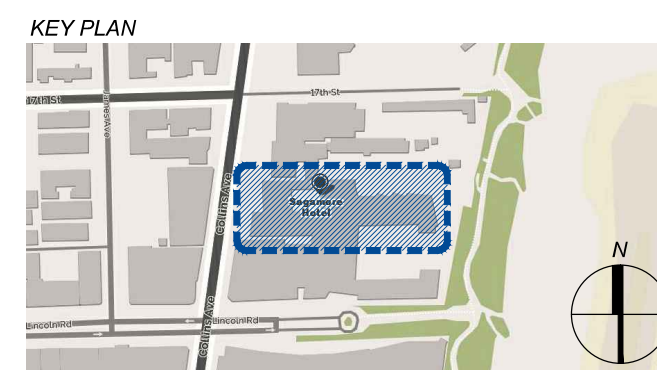
**RD Architects**  
1800 SW 1st Avenue, Suite 607, Miami, Florida 33129  
P: 786.762.2679 P: 305.831.8079 C: 305.282.0005  
Email: rda@rda-archint.com  
www.rda@rda-archint.com / AA26002510

INTERIOR DESIGNER:  
**iddi**  
5100 North Dixie Highway  
Ft. Lauderdale, FL 33334  
T 954 566 2828  
Web: www.iddidesign.com

MEP CONSULTANT:

STRUCTURAL ENGINEER:

LANDSCAPE ARCHITECT:  
**Geomantic Designs, Inc**  
Landscape Architecture  
6800 SW 81st Street  
Miami, FL 33143  
T 305 790 4372  
email: hlmartinufiu@bellsouth.net



SIGNATURE / DATE / SEAL

Victor H. Rodriguez,  
Registered Architect  
State of Florida # AR0094965

**HISTORIC PRESERVATION BOARD**

Issue	Issue Date / For
①	11.03.2016 / HPB First Submittal
②	11.18.2016 / HPB Final Submittal

DDCI Project #: 2016.021  
Drawn by: RE / VHR  
Approved by: VHR

**SHEET INDEX**  
- Street Sight View  
Diagram for Roof  
Equipment

SCALE: 3/32" = 1'-0"

SHEET NO.

**A3.05**

THE DESIGNS INDICATED IN THESE DRAWINGS ARE PROPERTY OF RD Architects. ALL COPYRIGHTS RESERVED © 2016