

RESOLUTION NO. 2014-28641

A RESOLUTION OF THE MAYOR AND CITY COMMISSION OF THE CITY OF MIAMI BEACH, FLORIDA, ADOPTING, IN SUBSTANTIAL FORM, A TITLE VI PROGRAM PLAN FOR THE PROVISION OF CITYWIDE TRANSIT SERVICES, AUTHORIZING THE CITY ADMINISTRATION TO FINALIZE THE PROGRAM PLAN; PROVIDED, HOWEVER, THAT SHOULD ANY MATERIAL PROVISIONS CHANGE, REQUIRING THAT THE PROGRAM PLAN COME BACK TO THE CITY COMMISSION.

WHEREAS, the City of Miami Beach currently operates a municipal transit service better known as "Alton-West Trolley" and wishes to provide additional transit services in other areas of the City; and

WHEREAS, at the May 21, 2014 City Commission meeting, the Commission approved an Interlocal Agreement with Miami-Dade County for provision of Municipal Circulator Services; and

WHEREAS, provisions in the Interlocal Agreement require that the City comply with federal requirements for transit services including the Title VI of the Civil Rights Act of 1964; and

WHEREAS, Title VI stipulates that no person shall, on the grounds of race, color, or national origin, be excluded from participation in, be denied the benefits of, or be subjected to discrimination under any program or activity receiving federal financial assistance; and

WHEREAS, the City does not currently receive federal financial assistance to fund its transit service; however, in an abundance of caution, the City wishes to implement a Title VI Program to discourage discrimination under its transit services; and

WHEREAS, a Title VI Program Plan must be approved by the recipient's Board of Directors or appropriate governing entity or officials responsible for policy decisions prior to submission to FTA by Miami-Dade County; and

WHEREAS, a Title VI Program Plan for transit services would be advantageous to the City as it will help to not only manage complaints efficiently by having set procedures, information, and points of contact, but also to proactively discourage discrimination on the basis of race, color, or national origin by adequately educating and involving the community in the planning process and implementation of its transit system; and

WHEREAS, the proposed Title VI Program Plan is attached hereto in substantial form and made part of this Resolution.


NOW, THEREFORE, BE IT RESOLVED BY THE MAYOR AND CITY COMMISSION OF THE CITY OF MIAMI BEACH, FLORIDA, that the Mayor and City Commission hereby adopt in substantial form, a Title VI Program Plan for the provision of citywide transit services, authorizing the City Administration to finalize the Program Plan; provided, however, that should any material provisions change, requiring that the Program Plan come back to the City Commission.

PASSED AND ADOPTED this 11th day of June, 2014.



ATTEST:




RAFAEL E. GRANADO,
CITY CLERK



PHILIP LEVINE,
MAYOR



**APPROVED AS TO
FORM & LANGUAGE
& FOR EXECUTION**



City Attorney *for* 5/30/14
Date

Condensed Title:

A Resolution Of The Mayor And City Commission Of The City Of Miami Beach, Florida, Adopting In Substantial Form A Title VI Program Plan For The Provision Of Citywide Transit Services, Authorizing The City Administration To Finalize The Program Plan; Provided, However, That Should Any Material Provisions Change, Requiring That The Program Plan Come Back To The City Commission.

Key Intended Outcome Supported: Commission a Comprehensive Mobility Plan Which Gives Priority Recommendations (From Non-Vehicular To Vehicular And Including Parking).

Supporting Data (Surveys, Environmental Scan, etc.): N/A

Item Summary/Recommendation:

The Administration has developed a citywide Title VI Program Plan for its transit circulator services. This Program Plan will allow the City to satisfactorily comply with federal requirements as determined by Title VI of the Civil Rights Act of 1964, which stipulates that no person shall, on the grounds of race, color, or national origin, be excluded from participation in, be denied the benefits of, or be subjected to discrimination under any program or activity receiving federal financial assistance. Below is a brief description of the major components of the Title VI Program Plan.

- **City Policy:** through this Program Plan, the City commits to a policy of non-discrimination in the conduct of its transit services where no person will be excluded from participation in or denied benefits of its service on the basis of race, color or national origin in accordance with the Civil Rights Act of 1964. In addition, the proposed Program identifies a Title VI Coordinator for the City to assist individuals with questions regarding the City's policy and complaint procedure.
- **Public Notice:** through this Program Plan, the City commits to provide a Title VI notice within the City's premises on an area open to the general public as well as on its website.
- **Complaint Procedure and Form:** through this Program Plan, the City commits to provide a Title VI complaint form as well as written procedures to file the form, and make them available to the general public by posting them on its website and by person at the Transportation Department's office.
- **List of Investigations:** Procedure for the logging of investigations, complaints, and lawsuits is included in the proposed Program Plan.
- **Notice to Contractor:** the contractor operating the transit system is required to acknowledge receipt of the Program Plan and to ensure that no passenger is discriminated against.
- **Limited English Proficiency (LEP) Analysis:** In order to provide meaningful access to its transit programs and activities, the City performed an LEP analysis. This analysis determined that there is a significant percentage of Spanish-speaking population in the City. Currently most of the drivers and personnel providing the City's transit service speak both English and Spanish and are therefore able to communicate with passengers as needed, although all passengers are provided service regardless of the language. In addition, the information on the City's website can be easily translated to Spanish by clicking on the translator and all complaint forms are available on-line in both English and Spanish. Additional information can be provided in Spanish upon request, and a telephone number and point of contact for the City is provided in the Program Plan.
- **Public Participation Plan:** through this Program, a public participation plan that is tailored to the City's demographic characteristics is provided to effectively engage the general public, consequently avoiding the exclusion of persons from the planning and implementation process of the transit services provided.
- **Service Standards:** this Program Plan includes information about route headways, hours of operation, and performance standards.
- **Service Policies:** this Program Plan includes a description of amenities provided as part of the City's transit service, including, but not limited to, air conditioning, bicycle racks, ADA lifts and bus benches at many stops.

A Title VI Program Plan for transit services would be advantageous to the City as it will help to not only manage complaints efficiently by having set procedures, information, and points of contact, but also to proactively discourage discrimination on the basis of race, color, or national origin by adequately educating and involving the community in the planning process and implementation of its transit system. In addition, having this Program Plan in place provides a mechanism to comply with federal requirements should the City wish to apply for federal grants to fund its transit services in the future.

THE ADMINISTRATION RECOMMENDS APPROVAL OF THE RESOLUTION.

Advisory Board Recommendation:

N/A

Financial Information:




Source of Funds:	Amount	Account
1		
2		

Financial Impact Summary: N/A

City Clerk's Office Legislative Tracking:

Jose R. Gonzalez, ext. 6768

Sign-Offs:

Department Director	Assistant City Manager	City Manager
JRG 	KGB 	JLM 

T:\AGENDA\2014\June\TITLE VI Program Plan Adoption SUM.doc



MIAMIBEACH

AGENDA ITEM R7Q
DATE 6-11-14



MIAMI BEACH

City of Miami Beach, 1700 Convention Center Drive, Miami Beach, Florida 33139, www.miamibeachfl.gov

COMMISSION MEMORANDUM

TO: Mayor Philip Levine and Members of the City Commission

FROM: Jimmy L. Morales, City Manager

DATE: June 11, 2014

SUBJECT: **A RESOLUTION OF THE MAYOR AND CITY COMMISSION OF THE CITY OF MIAMI BEACH, FLORIDA, ADOPTING, IN SUBSTANTIAL FORM, A TITLE VI PROGRAM PLAN FOR THE PROVISION OF CITYWIDE TRANSIT SERVICES, AUTHORIZING THE CITY ADMINISTRATION TO FINALIZE THE PROGRAM PLAN; PROVIDED, HOWEVER, THAT SHOULD ANY MATERIAL PROVISIONS CHANGE, REQUIRING THAT THE PROGRAM PLAN COME BACK TO THE CITY COMMISSION.**

ADMINISTRATION RECOMMENDATION

Adopt the Resolution.

BACKGROUND

At the April 30, 2014 City Commission meeting, the Commission approved the award of Invitation to Bid (ITB) No. 2014-154-SR for North Beach Turnkey Trolley Operations and Maintenance Services to Limousines of South Florida (LSF). The services procured are all inclusive transportation services, meaning that the selected contractor will provide all necessary vehicles, equipment, personnel, fuel, licenses and insurances necessary to operate and maintain the service.

At the May 21, 2014 City Commission meeting, the Commission approved an Interlocal Agreement with Miami-Dade County for provision of municipal circulator services in the City. Some of the provisions in this agreement include satisfactory compliance with federal requirements as determined by the Federal Transit Administration (FTA), including the Title VI of the Civil Rights Act of 1964. Title VI stipulates that no person shall, on the grounds of race, color, or national origin, be excluded from participation in, be denied the benefits of, or be subjected to discrimination under any program or activity receiving federal financial assistance.

FTA requires that all direct and primary recipients document their compliance with U.S. Department of Transportation Title VI regulations by submitting a Title VI Program Plan to their FTA regional civil rights officer once every three years or as otherwise directed by FTA. For all recipients (including sub recipients), the Title VI Program Plan must be approved by the recipient's Board of Directors or appropriate governing entity or officials responsible for policy decisions prior to submission to FTA.

The City is currently having discussions with Miami-Dade County and FTA regarding whether or not federal transit requirements are applicable to the City of Miami Beach as a result of the City's purchase of two (2) mini-buses in 2010 through the American Recovery and Reinvestment Act (ARRA) of 2009. The two buses are currently operated by Miami-Dade Transit (MDT) as part of its bus service within Miami Beach. Although FTA has not made a determination on the federalization issue at this time, in an abundance of caution and in an effort to expedite the implementation of the North Beach Trolley service, the Administration has prepared a citywide Title VI Program Plan for the City's transit services.

ANALYSIS

Below is a brief description of the major components of the Title VI Program Plan developed by the Administration.

- **City Policy:** through this Program Plan, the City commits to a policy of non-discrimination in the conduct of its transit services where no person will be excluded from participation in or denied benefits of its service on the basis of race, color or national origin in accordance with the Civil Rights Act of 1964. In addition, the proposed Program identifies a Title VI Coordinator for the City to assist individuals with questions regarding the City's policy and complaint procedure.
- **Public Notice:** through this Program Plan, the City commits to provide a Title VI notice within the City's premises on an area open to the general public as well as on its website.
- **Complaint Procedure and Form:** through this Program Plan, the City commits to provide a Title VI complaint form as well as written procedures to file the form, and make them available to the general public by posting them on its website and by person at the Transportation Department's office.
- **List of Investigations:** Procedure for the logging of investigations, complaints, and lawsuits is included in the proposed Program Plan.
- **Notice to Contractor:** the contractor operating the transit system is required to acknowledge receipt of the Program Plan and to ensure that no passenger is discriminated against.
- **Limited English Proficiency (LEP) Analysis:** In order to provide meaningful access to its transit programs and activities, the City performed an LEP analysis. This analysis determined that there is a significant percentage of Spanish-speaking population in the City. Currently most of the drivers and personnel providing the City's transit service speak both English and Spanish and are therefore able to communicate with passengers as needed, although all passengers are provided service regardless of the language. In addition, the information on the City's website can be easily translated to Spanish by clicking on the translator and all complaint forms are available on-line in both English and Spanish. Additional information can be provided in Spanish upon request, and a telephone number and point of contact for the City is provided in the Program Plan.
- **Public Participation Plan:** through this Program, a public participation plan that is tailored to the City's demographic characteristics is provided to effectively engage the general public, consequently avoiding the exclusion of persons from the planning and implementation process of the transit services provided.
- **Service Standards:** this Program Plan includes information about route headways, hours of operation, and performance standards.
- **Service Policies:** this Program Plan includes a description of amenities provided as part of the City's transit service, including, but not limited to, air conditioning, bicycle racks, ADA lifts and bus benches at many stops.

In an abundance of caution, the Administration has engaged the services of AECOM, a transportation planning and engineering firm under the City's rotational contracts, to review this Program Plan and ensure that it complies with all federal requirements. Once the Program Plan is adopted by the City Commission, it will be submitted to Miami-Dade County for final approval by the Board of County Commission.

RECOMMENDATION

A Title VI Program Plan for transit services would be advantageous to the City as it will help to not only manage complaints efficiently by having set procedures, information, and points of contact, but also to proactively discourage discrimination on the basis of race, color, or national origin by adequately educating and involving the community in the planning process and implementation of its transit system. In addition, having this Program Plan in place provides a mechanism to comply with

federal requirements should the City wish to apply for federal grants to fund its transit services in the future.

The Administration recommends approving a resolution adopting in substantial form a Title VI Program Plan for the provision of citywide transit services, authorizing the City Administration to finalize the Program Plan; provided, however, that should any material provisions change, requiring that the Program Plan come back to the City Commission.

Attachment: City of Miami Beach Title VI Program Plan


KGB/JRG/JFG



MIAMI BEACH

TITLE VI PROGRAM PLAN

For Municipal Circulator Transit Services

Prepared by:

*City of Miami Beach Transportation Department
1700 Convention Center Drive, 4th Floor
Miami Beach, FL 33139*

Adopted _____, 2014



Table of Contents

- I. TROLLEY SERVICE OVERVIEW 1
- II. THE CITY’S POLICY..... 1
- III. TITLE VI NOTICE TO THE PUBLIC 2
- IV. TITLE VI COMPLIANT PROCEDURE AND COMPLIANT FORM 2
- V. WEBSITE LOCATION OF NOTICE, PROCEDURE AND FORM 2
- VI. LIST OF INVESTIGATIONS, COMPLAINTS AND LAWSUITS..... 3
- VII. NOTICE OF CONTRACTOR TO TROLLEY SYSTEM 3
- VIII. LANGUAGE ASSISTANCE PLAN AND LIMITED ENGLISH PROFICIENCY (LEP) ANALYSIS 3
- IX. PUBLIC PARTICIPATION PLAN 6
- X. SERVICE STANDARDS 6
 - A. Vehicle Load 6
 - B. Service Availability, Vehicle Headway and On-Time Performance..... 6
- XI. SERVICE POLICIES..... 7
 - A. Transit Amenities 7
 - B. Vehicle Assignment 7



I. TRANSIT SERVICE OVERVIEW

The City of Miami Beach has established a municipal circulator transit service in an effort to improve mobility throughout the City. This service is intended to promote transit use, walking and cycling, while reducing dependency on the current primary mode of transportation nationwide, “the vehicle”. The City makes use of popular vehicles better known as “Trolleys” to provide a service oriented experience that is reliable and different from the conventional transit bus. These vehicles are branded and stocked with amenities that make them a convenient option, include a mobile application to track the vehicles on real time, and an automated voice information system for those users of conventional phones with no access to the mobile app.

By providing a reliable transportation alternative, the City is promoting traffic decongestion, more accessibility to parking and encouraging pedestrian activity throughout the community.

II. THE CITY’S POLICY

The City of Miami Beach is committed to a policy of non-discrimination in the conduct of its transit services. It is the City’s policy that no person be excluded from participation in, or denied benefits of the City’s trolley service on the basis of race, color or national origin in accordance with Title VI of the Civil Rights Act of 1964 (“Title VI”).

The City of Miami Beach can provide information to individuals who have questions about the City’s policy or who wish to file a complaint under the City’s Title VI Complaint Procedure.

Information may be requested at/from:

Title VI Coordinator: Julian Guevara, E.I.
1700 Convention Center Drive 4th Floor
Miami Beach, FL 33139
Phone: 305-673-7080
Fax: 305-416-2153
Email: trolley@miamibeachfl.gov



III. TITLE VI NOTICE TO THE PUBLIC

The City has adopted Non-Discrimination Policy and “Notice of Rights under Title VI of the Civil Rights Act of 1964” in connection with its transit service. The policy and notice are posted on the City’s website. Both the policy and notice contain the telephone number for an individual to contact in the event that he/she needs information in another language. A copy of the policy is attached as Appendix B and a copy of the notice is attached as Appendix C.

In addition to the website, the notice will be posted inside the transit system’s vehicles. An individual may also request the copy of the notice from the City of Miami Beach representative at 305-673-7080 or email: trolley@miamibeachfl.gov

IV. TITLE VI COMPLIANT PROCEDURE AND COMPLIANT FORM

If an individual believes that he or she has been discriminated against on the basis of race, color or national origin in connection with the City’s transit service, the individual may file a complaint by completing and submitting a Title VI Complaint Form to the City of Miami Beach. Any complaint will be handled in accordance to City’s Title VI Compliant Procedure.

Both the Compliant Procedure and Compliant Form are published in English. The Compliant Procedure also contains phone number for an individual to contact in the event that he/she needs the information in another language. A copy of Compliant Procedure is attached as Appendix D and a copy of Compliant Form is attached as Appendix E.

The Compliant Procedure and Compliant Form are available on the City’s website and upon request from the Miami Beach Trolley representatives at 305-673-7080. The Compliant form can be printed and submitted via fax, mail or in person to the Miami Beach Trolley at 1700 Convention Center Drive 4th Floor, Miami Beach, FL 33139.

V. WEBSITE LOCATION OF NOTICE, PROCEDURE AND FORM

An individual may locate information about the City’s Compliant Procedure and Compliant Form for the transit service on the City’s website: <http://miamibeachfl.gov/transportation/>

The information on City’s website is available in English, Spanish as well as any other language that is part of Google Translate tool. To choose desired language, click on google icon located on bottom left corner of the web page.



VI. LIST OF INVESTIGATIONS, COMPLAINTS AND LAWSUITS

The City maintains a log of transportation-related Title VI investigations, complaints and lawsuits. A copy of the log is attached as Appendix F. The City’s Attorney’s Office shall be responsible for investigating and completing the log for any complaints received by the Title VI Coordinator and for any future formal administrative charges or lawsuits under Title VI.

VII. NOTICE OF CONTRACTOR TO TROLLEY SYSTEM

The City has an agreement with a contractor for the full turnkey operation and maintenance of its transit service. The contractor employs the drivers, dispatchers and one supervisor. The contractor is responsible for management of conduct and performance of its employees. The City’s Transportation Operations Supervisor oversees the overall transit system operations and serves as a liaison between the City and the contractor. The contractor cleans the vehicles and performs preventive maintenance and service tasks for the vehicles as well as complex maintenance, paint and body work.

Pursuant to the Operations Agreement, the contractor and its employees are required to comply with the City’s policies regarding conduct, including policies prohibiting discrimination. Within thirty (30) days of the adoption of this program, the City will provide the contractor with a copy of the City’s “Notice of Rights Under Title VI of the Civil Rights Act of 1964”, which is posted in the trolleys operated by contractors employees and with copies of the Title VI Compliant Procedure and Title VI Compliant Form. Within thirty (30) days of the adoption of this program, the City will:

- Request that the contractor acknowledge its obligation and the obligation of its employees to comply with the City’s policy prohibiting discrimination on the basis of race, color or national origin in connection with the transit service;
- Request that contractor instructs its employees (i.e., the drivers, dispatchers and one supervisor) to refer any trolley passenger who makes a complaint about race, color or national origin discrimination to the City’s “Notice of Rights Under Title VI of the Civil Rights Act of 1964” published in English, which is posted in each trolley.

VIII. LANGUAGE ASSISTANCE PLAN AND LIMITED ENGLISH PROFICIENCY (LEP) ANALYSIS

In order to ensure meaningful access to programs and activities, City of Miami Beach Transit uses the information obtained in a Four Factor Analysis to determine the specific language



services that are appropriate. This analysis helps the City of Miami Beach determine if it communicates effectively with LEP customers and informs language access planning.

The Four Factor Analysis is local assessment that considers:

1. The number or proportion of LEP persons eligible to be served or likely to be encountered by the City of Miami Beach transit service
2. The frequency with which LEP persons come into contact with the City of Miami Beach transit service
3. The nature and importance of City of Miami Beach transit services in people's lives; and
4. The resources available to City of Miami Beach transit for LEP outreach, as well as cost associated with that outreach.

Factor 1 – Number of LEP Persons in Service Region: The first step in determining the appropriate components of a Language Assistance Plan is understanding the proportion of LEP persons who may encounter City of Miami Beach transit service, their literacy skills in English and their native language, the location of their community and neighborhoods and more importantly, if any are underserved as a result of language barrier.

The City of Miami Beach is located in Miami-Dade County, Florida. According to 2008-2012 American Community Survey (conducted by the U.S. Census Bureau), the City's estimated population was 88,628 residents of which 52.3% of people self-identified as Hispanic or Latino.

The principal languages among the City's residents are English and Spanish. According to the 2008-2012 American Community Survey, 32.3% of City residents reported speaking only English, while 54.4% reported speaking Spanish. The majority of the City's Spanish speaking residents are bilingual with 29.8% of Spanish speaking residents reported speaking English less than very well. Of the remaining City residents, 10% reported speaking other Indo-European language (other than Spanish), 1.6% reported speaking Asian or Pacific Island language and 1.7% reported "other language". Copies of the survey results referenced in this section are attached in Appendix G.

The City's website is published in English and it may be translated to Spanish or any other language part of Google Translate tool by clicking Google Select Language icon on the bottom left corner of the page. Relevant to the trolley service, the website contains Title VI Compliant Procedure and Title VI Compliant Form.

The City's communication methods with residents whether about the transit service or other issues are the City's website, Miami Beach TV, Miami Beach Radio, Miami Beach Magazine and press releases.



Factor 2 – Frequency of LEP Use: LEP passengers within the City, under this analysis identified as Spanish speakers make constant use of the City’s transit service. In an effort to promote the use of the service by LEP passengers, the transit service will make the following information readily available in both English and Spanish:

- General Service Information
- Customer service Contact Information
- Printed outreach materials
- Web-based materials
- Public Meeting Notices
- Service related posters

It is important to note that most of the Miami Beach transit service personnel (dispatch, drivers and customer service representatives are bilingual).

Factor 3 – The Importance of City of Miami Beach transit Service to People’s Lives: Access to the transit services provided by City of Miami Beach is critical to many people in the area. Many residents depend on these services to fulfil their basic transportation needs.

Factor 4 – Resources for LEP Outreach: The City of Miami Beach is committed to providing resources to improve access to its transit services for LEP persons. Bilingual information (English/Spanish) is/will be distributed in several different manners including:

- Bilingual English/Spanish website
- Bilingual English/Spanish materials (brochures)
- Bilingual English/Spanish at meetings
- Bilingual English/Spanish customer service staff
- Bilingual English/Spanish on-board signage
- Bilingual English/Spanish drivers
- Bilingual English/Spanish dispatchers



IX. PUBLIC PARTICIPATION PLAN

The City's seeks to engage the public in the planning and decision-making process of its transit system. The initial planning as well as future modifications or changes to the route alignment, hours of operation, fare increases and similar are subject to public participation. In addition to publicly advertised meeting in the newspapers during the routes initial planning stage, the following tools are available by the City to engage the public when adjustments are made to the routes:

- Transportation website <http://miamibeachfl.gov/transportation/>
- Flyers that are sent to residents through Community and Economic Development Departments
- Posters in the City Hall
- Commission committee discussions
- Commission discussions including public hearing (agendas are posted in advance for general public so that general public can state their opinions and provide their input regarding trolley service)
- Materials inside vehicles (alerts, detours, route maps, etc.)

Additionally, the City's transit system's drivers are receiving appropriate training for ambassador style customer service.

X. SERVICE STANDARDS

A. Vehicle Load

The average load for the City of Miami Beach transit system's vehicles is anticipated to be 12 passengers. Maximum seated capacity of the trolleys is 22 passengers, thus load factor for the City's transit system's vehicles is 0.54. All of these vehicles are wheelchair accessible and have secure space for (2) wheelchairs.

B. Service Availability, Vehicle Headway and On-Time Performance

Currently, the City's transit service has one (1) route; however the City is expecting to expand the system in the near future to include other routes. The existing route is 5.5 miles of fixed circulator service within the City. A copy of the trolley route is attached as Appendix A. The trolley route is posted on City's website and on the trolleys visible to passengers. Brochures with the trolley route will be available to passengers on all trolleys. Because of the nature of the route (i.e., local circulator), there are no scheduled route stop times. All vehicles used in the City's transit service operate 16 hours per day (8:00 am to 12:00 am), 7



days per week, 365 days per year. Average vehicle headway is expected to be 10 minutes (peak and non-peak hours). 95% on time performance is anticipated for the City of Miami Beach Trolley (no more than 5 minutes late at any stop location). The transit system stops are not more than three (3) blocks apart.

XI. SERVICE POLICIES

A. Transit Amenities

All vehicles are equipped with the following:

- Air conditioning interior
- Bench seating
- Wheelchair accessible seating and entrance ramps
- Non-skid surfaces at entrance and exit areas
- Bicycle rack (for up to two bicycles)
- Wi-Fi

The City provides a sign at each transit stop advising of the service's days and hours of operation.

B. Vehicle Assignment

Sufficient quantity of vehicles are provided on each route of the system as to maintain a 10 minute headway between vehicles.

APPENDIX A

Figure 1: Proposed North Beach Trolley Route



APPENDIX B



MIAMI BEACH

NON-DISCRIMINATION POLICY

The City of Miami Beach is committed to ensuring that no person is excluded from participation in, or denied benefits of, its transit services on the basis of race, color, or national origin in accordance with Title VI of the Civil Rights Act of 1964. Any person who believes he or she has been subjected to discrimination under Title VI may file a written complaint with the City of Miami Beach.

To file a complaint, please complete the City of Miami Beach Title VI Complaint Form, and mail it to the City at:

The City of Miami Beach Transit Services
1700 Convention Center Drive, 4th Floor
Miami Beach, FL 33139

Download the City of Miami Beach Title VI Complaint Form Here:

miamibeachfl.gov/publicworks/transportation/

Download the City of Miami Beach Title VI Procedures Here:

miamibeachfl.gov/publicworks/transportation/

An individual may also file a complaint directly with the Federal Transit Administration by filing a written complaint with the Office of Civil Rights at:

The Office of Civil Rights
Attention: Title VI Program Coordinator
East Building, 5th Floor TCR
1200 New Jersey Ave. SE
Washington DC 20590

If information is needed in another language please contact 305-673-7080.
Si desea información en español, puede llamar al 305-673-7080.

APPENDIX C



MIAMIBEACH

ATTENTION: ALL TRANSIT PASSENGERS

NOTICE OF RIGHTS UNDER TITLE VI OF THE CIVIL RIGHTS ACT OF 1964

The City of Miami Beach is committed to ensuring that no person is excluded from participation in, or denied benefits the City's transit service on the basis of race, color or national origin in accordance with Title VI of the Civil Rights Act of 1964. Any person who believes he or she has been subject to discrimination under Title VI may file a written complaint with the City of Miami Beach.

For more information on the procedure to file a complaint, contact 305-673-7080 or visit City's website: miamibeachfl.gov/publicworks/transportation/

An individual may also file a complaint directly with the Federal Transit Administration by filing a written complaint with the Office of Civil Rights at:

The Office of Civil Rights
Attention: Title VI Program Coordinator
East Building, 5th Floor TCR
1200 New Jersey Ave. SE
Washington DC 20590

If information is needed in another language please contact 305-673-7080.
Si desea información en español, puede llamar al 305-673-7080.

APPENDIX D



MIAMI BEACH

TITLE VI OF THE CIVIL RIGHTS ACT OF 1964 COMPLIANT PROCEDURE FOR MIAMI BEACH TRANSIT SERVICES

Any person who believes he or she has been discriminated against on the basis of race, color or national origin by the City of Miami Beach transit system may file a Title VI complaint by completing and submitting the City's Title VI Complaint Form.

The form is available on the City's website at miamibeachfl.gov/publicworks/transportation/.

Completed forms must be submitted to:

The City of Miami Beach
Transportation Department
1700 Convention Center Drive, 4th Floor, Miami Beach, FL 33139

The City investigates complaints received within ten (10) days from the date of the alleged incident. The City will only investigate complaints that are completed in full (no fields shall be left blank on form). The City will endeavor to complete the investigation within thirty (30) days of its receipt of the complaint; however, a longer period may be necessary based on the circumstances of the alleged incident.

The City will conduct a prompt investigation when a complaint indicates a possible violation of Title VI. The investigation may include interviews with the complainant and witnesses and a review of the records or documents relevant to the complaint (these may include video footage, emails, text messages, etc...). If the investigation determines that a Title VI violation occurred, the City will take prompt corrective action to address the issue.

If more information is needed to investigate the complaint, the City may contact the complainant, who will have seven (7) days to submit the additional requested information. If the complainant does not submit the information, the City may close the case. The City may also close the case if the complainant no longer wishes to pursue the complaint.

After completion of the investigation, the City will issue a written notice to the complainant concerning the investigation's results and the corrective action taken, if applicable. If the complainant wishes to appeal the investigation's determination, she or he has ten (10) days from the date of the written notice to do so.

A person may also file a complaint directly with the Federal Transit Administration within 180 days of the alleged incident. The complaint must be filed with the Office of Civil Rights at:

The Office of Civil Rights
Attention: Title VI Program Coordinator
East Building, 5th Floor TCR
1200 New Jersey Ave. SE
Washington DC, 20590

If information is needed in another language, please contact 305.673.7080.
Si desea información en español, puede llamar al 305.673.7080.
Pou resewa enfòmasyon sa a an kreyòl silvouple rele 305.673.7080.

APPENDIX E



CITY OF MIAMI BEACH TRANSIT SERVICES TITLE VI COMPLAINT FORM

Complainant (s) Name: <i>Nombre(s) de(los) Reclamante(s):</i>	Complainant (s) Address: <i>Dirección(es) de(los) Reclamante(s):</i>
Complainant (s) Phone Number: <i>Número(s) de teléfono de(los) Reclamante(s):</i>	
Complainant's Representative's Name, Address, Phone Number and Relationship (e.g. friend, attorney, parent, etc.); <i>Nombre del representante del Reclamante, dirección, teléfono y relación (por ejemplo amigo, abogado, padre, etc.):</i>	
Name and Address of Agency, Institution, or Department Whom You Allege Discriminated Against You: <i>Nombre y dirección de la agencia, institución o departamento que usted alega discriminó en su contra:</i>	
Names of the Individual (s) Whom You Allege Discriminated Against You (If Known): <i>Nombre(s) de(los) individuo(s) que usted alega discriminaron en su contra (si lo sabe):</i>	
I believe the discrimination I experienced was based on (check all that apply): <i>Creo que la discriminación que yo experimenté fue basada en (marque todos los que apliquen):</i>	Date of Alleged Discrimination: <i>Fecha de la supuesta discriminación:</i>
<input type="checkbox"/> Race (<i>Raza</i>) <input type="checkbox"/> Color (<i>Color</i>) <input type="checkbox"/> National Origin (<i>Origen Nacional</i>)	



CITY OF MIAMI BEACH TROLLEY TITLE VI COMPLAINT FORM

Mail to: *Envie por correo a: City of Miami Beach Trolley, 1700 Convention Center, 4th Floor, Miami Beach, FL 33139.* This form may also be faxed to: *Este formulario también se puede enviar por fax a: 305-416-2153.* City of Miami Trolley has 180 days from receipt of form to complete investigation and issue findings. *Ciudad de Miami Beach Trolley tiene 180 días desde que recibe la forma para completar la investigación y comunicar los resultados.*

Complainant (s) Name: <i>Nombre(s) de(los) Reclamante(s):</i>	Complainant (s) Address: <i>Dirección(es) de(los) Reclamante(s):</i>
Complainant (s) Phone Number: <i>Número(s) de teléfono de(los) Reclamante(s):</i>	
Complainant's Representative's Name, Address, Phone Number and Relationship (e.g. friend, attorney, parent, etc.); <i>Nombre del representante del Reclamante, dirección, teléfono y relación (por ejemplo amigo, abogado, padre, etc.):</i>	
Name and Address of Agency, Institution, or Department Whom You Allege Discriminated Against You: <i>Nombre y dirección de la agencia, institución o departamento que usted alega discriminó en su contra:</i>	
Names of the Individual (s) Whom You Allege Discriminated Against You (If Known): <i>Nombre(s) de(los) individuo(s) que usted alega discriminaron en su contra (si lo sabe):</i>	
I believe the discrimination I experienced was based on	Date of Alleged Discrimination: -

Race (Raza)

APPENDIX F



MIAMI BEACH

City of Miami Beach Transit Service				
<i>List of Title VI Investigations, complaints, and lawsuits</i>				
	Date (Month, Day, Year)	Summary (Include Basis of Complaint: race, color, or national origin)	Status	Action(s) Taken
Investigations				
1				
2				
3				
4				
Lawsuits				
1				
2				
3				
4				
Complaints				
1				
2				
3				
4				

APPENDIX G



B01003

TOTAL POPULATION

Universe: Total population

2008-2012 American Community Survey 5-Year Estimates

Supporting documentation on code lists, subject definitions, data accuracy, and statistical testing can be found on the American Community Survey website in the Data and Documentation section.

Sample size and data quality measures (including coverage rates, allocation rates, and response rates) can be found on the American Community Survey website in the Methodology section.

Although the American Community Survey (ACS) produces population, demographic and housing unit estimates, it is the Census Bureau's Population Estimates Program that produces and disseminates the official estimates of the population for the nation, states, counties, cities and towns and estimates of housing units for states and counties.

	Florida		Miami Beach city, Florida	
	Estimate	Margin of Error	Estimate	Margin of Error
Total	18,885,152	*****	88,628	+/-40

Data are based on a sample and are subject to sampling variability. The degree of uncertainty for an estimate arising from sampling variability is represented through the use of a margin of error. The value shown here is the 90 percent margin of error. The margin of error can be interpreted roughly as providing a 90 percent probability that the interval defined by the estimate minus the margin of error and the estimate plus the margin of error (the lower and upper confidence bounds) contains the true value. In addition to sampling variability, the ACS estimates are subject to nonsampling error (for a discussion of nonsampling variability, see Accuracy of the Data). The effect of nonsampling error is not represented in these tables.

While the 2008-2012 American Community Survey (ACS) data generally reflect the December 2009 Office of Management and Budget (OMB) definitions of metropolitan and micropolitan statistical areas; in certain instances the names, codes, and boundaries of the principal cities shown in ACS tables may differ from the OMB definitions due to differences in the effective dates of the geographic entities.

Estimates of urban and rural population, housing units, and characteristics reflect boundaries of urban areas defined based on Census 2000 data. Boundaries for urban areas have not been updated since Census 2000. As a result, data for urban and rural areas from the ACS do not necessarily reflect the results of ongoing urbanization.

Source: U.S. Census Bureau, 2008-2012 American Community Survey

Explanation of Symbols:

1. An '***' entry in the margin of error column indicates that either no sample observations or too few sample observations were available to compute a standard error and thus the margin of error. A statistical test is not appropriate.
2. An '-' entry in the estimate column indicates that either no sample observations or too few sample observations were available to compute an estimate, or a ratio of medians cannot be calculated because one or both of the median estimates falls in the lowest interval or upper interval of an open-ended distribution.
3. An '-' following a median estimate means the median falls in the lowest interval of an open-ended distribution.
4. An '+' following a median estimate means the median falls in the upper interval of an open-ended distribution.
5. An '****' entry in the margin of error column indicates that the median falls in the lowest interval or upper interval of an open-ended distribution. A statistical test is not appropriate.
6. An '*****' entry in the margin of error column indicates that the estimate is controlled. A statistical test for sampling variability is not appropriate.
7. An 'N' entry in the estimate and margin of error columns indicates that data for this geographic area cannot be displayed because the number of sample cases is too small.
8. An '(X)' means that the estimate is not applicable or not available.

B03002

HISPANIC OR LATINO ORIGIN BY RACE

Universe: Total population
2008-2012 American Community Survey 5-Year Estimates

Supporting documentation on code lists, subject definitions, data accuracy, and statistical testing can be found on the American Community Survey website in the Data and Documentation section.

Sample size and data quality measures (including coverage rates, allocation rates, and response rates) can be found on the American Community Survey website in the Methodology section.

Although the American Community Survey (ACS) produces population, demographic and housing unit estimates, it is the Census Bureau's Population Estimates Program that produces and disseminates the official estimates of the population for the nation, states, counties, cities and towns and estimates of housing units for states and counties.

	Florida		Miami Beach city, Florida	
	Estimate	Margin of Error	Estimate	Margin of Error
Total:	18,885,152	*****	88,628	+/-40
Not Hispanic or Latino:	14,637,725	+/-187	42,300	+/-1,430
White alone	10,917,268	+/-2,982	35,700	+/-1,548
Black or African American alone	2,877,254	+/-5,027	3,231	+/-1,096
American Indian and Alaska Native alone	40,363	+/-1,580	100	+/-174
Asian alone	456,391	+/-3,319	1,683	+/-688
Native Hawaiian and Other Pacific Islander alone	10,398	+/-784	211	+/-207
Some other race alone	49,148	+/-3,245	702	+/-350
Two or more races:	286,903	+/-6,627	673	+/-242
Two races including Some other race	22,323	+/-1,590	158	+/-142
Two races excluding Some other race, and three or more races	264,580	+/-6,262	515	+/-204
Hispanic or Latino:	4,247,427	+/-187	46,328	+/-1,428
White alone	3,521,096	+/-12,387	32,572	+/-1,341
Black or African American alone	128,297	+/-5,068	1,085	+/-461
American Indian and Alaska Native alone	17,756	+/-2,301	27	+/-42
Asian alone	8,196	+/-1,058	160	+/-139
Native Hawaiian and Other Pacific Islander alone	1,177	+/-427	0	+/-32
Some other race alone	447,905	+/-11,097	11,486	+/-1,174
Two or more races:	123,000	+/-4,973	998	+/-348
Two races including Some other race	64,360	+/-3,550	706	+/-303
Two races excluding Some other race, and three or more races	58,640	+/-3,131	292	+/-158

Data are based on a sample and are subject to sampling variability. The degree of uncertainty for an estimate arising from sampling variability is represented through the use of a margin of error. The value shown here is the 90 percent margin of error. The margin of error can be interpreted roughly as providing a 90 percent probability that the interval defined by the estimate minus the margin of error and the estimate plus the margin of error (the lower and upper confidence bounds) contains the true value. In addition to sampling variability, the ACS estimates are subject to nonsampling error (for a discussion of nonsampling variability, see Accuracy of the Data). The effect of nonsampling error is not represented in these tables.

While the 2008-2012 American Community Survey (ACS) data generally reflect the December 2009 Office of Management and Budget (OMB) definitions of metropolitan and micropolitan statistical areas; in certain instances the names, codes, and boundaries of the principal cities shown in ACS tables may differ from the OMB definitions due to differences in the effective dates of the geographic entities.

Estimates of urban and rural population, housing units, and characteristics reflect boundaries of urban areas defined based on Census 2000 data. Boundaries for urban areas have not been updated since Census 2000. As a result, data for urban and rural areas from the



DP02

SELECTED SOCIAL CHARACTERISTICS IN THE UNITED STATES

2008-2012 American Community Survey 5-Year Estimates

Supporting documentation on code lists, subject definitions, data accuracy, and statistical testing can be found on the American Community Survey website in the Data and Documentation section.

Sample size and data quality measures (including coverage rates, allocation rates, and response rates) can be found on the American Community Survey website in the Methodology section.

Although the American Community Survey (ACS) produces population, demographic and housing unit estimates, it is the Census Bureau's Population Estimates Program that produces and disseminates the official estimates of the population for the nation, states, counties, cities and towns and estimates of housing units for states and counties.

Subject	Florida				Miami Beach city, Florida
	Estimate	Margin of Error	Percent	Percent Margin of Error	Estimate
HOUSEHOLDS BY TYPE					
Total households	7,147,013	+/-25,266	7,147,013	(X)	43,115
Family households (families)	4,631,405	+/-22,598	64.8%	+/-0.1	17,977
With own children under 18 years	1,841,841	+/-16,054	25.8%	+/-0.1	7,195
Married-couple family	3,381,657	+/-23,240	47.3%	+/-0.2	12,107
With own children under 18 years	1,184,810	+/-15,990	16.6%	+/-0.2	4,284
Male householder, no wife present, family	319,703	+/-4,556	4.5%	+/-0.1	2,143
With own children under 18 years	147,198	+/-3,205	2.1%	+/-0.1	1,037
Female householder, no husband present, family	930,045	+/-7,716	13.0%	+/-0.1	3,727
With own children under 18 years	509,833	+/-5,724	7.1%	+/-0.1	1,874
Nonfamily households	2,515,608	+/-10,049	35.2%	+/-0.1	25,138
Householder living alone	2,050,448	+/-10,358	28.7%	+/-0.1	20,854
65 years and over	824,983	+/-9,421	11.5%	+/-0.1	5,395
Households with one or more people under 18 years	2,069,887	+/-17,190	29.0%	+/-0.2	7,714
Households with one or more people 65 years and over	2,249,933	+/-9,513	31.5%	+/-0.1	10,194
Average household size	2.58	+/-0.01	(X)	(X)	2.03
Average family size	3.19	+/-0.01	(X)	(X)	2.99
RELATIONSHIP					
Population in households	18,461,796	*****	18,461,796	(X)	87,506
Householder	7,147,013	+/-25,266	38.7%	+/-0.1	43,115
Spouse	3,379,250	+/-22,930	18.3%	+/-0.1	12,139
Child	5,266,313	+/-13,831	28.5%	+/-0.1	17,317
Other relatives	1,508,312	+/-23,448	8.2%	+/-0.1	6,294
Nonrelatives	1,160,908	+/-19,375	6.3%	+/-0.1	8,641
Unmarried partner	433,699	+/-4,900	2.3%	+/-0.1	3,055
MARITAL STATUS					
Males 15 years and over	7,553,366	+/-1,307	7,553,366	(X)	41,056
Never married	2,553,294	+/-14,356	33.8%	+/-0.2	18,024
Now married, except separated	3,761,508	+/-20,274	49.8%	+/-0.3	14,528
Separated	158,693	+/-3,436	2.1%	+/-0.1	1,708

Subject	Florida				Miami Beach city, Florida
	Estimate	Margin of Error	Percent	Percent Margin of Error	Estimate
Widowed	234,664	+/-3,503	3.1%	+/-0.1	851
Divorced	845,207	+/-8,367	11.2%	+/-0.1	5,945
Females 15 years and over	8,044,366	+/-1,007	8,044,366	(X)	35,313
Never married	2,126,037	+/-12,057	26.4%	+/-0.1	10,531
Now married, except separated	3,668,789	+/-18,902	45.6%	+/-0.2	13,406
Separated	230,773	+/-4,274	2.9%	+/-0.1	1,618
Widowed	875,645	+/-6,068	10.9%	+/-0.1	3,351
Divorced	1,143,122	+/-8,251	14.2%	+/-0.1	6,407
FERTILITY					
Number of women 15 to 50 years old who had a birth in the past 12 months	225,145	+/-3,544	225,145	(X)	1,049
Unmarried women (widowed, divorced, and never married)	88,436	+/-2,143	39.3%	+/-0.9	269
Per 1,000 unmarried women	36	+/-1	(X)	(X)	22
Per 1,000 women 15 to 50 years old	51	+/-1	(X)	(X)	50
Per 1,000 women 15 to 19 years old	23	+/-1	(X)	(X)	6
Per 1,000 women 20 to 34 years old	92	+/-2	(X)	(X)	55
Per 1,000 women 35 to 50 years old	24	+/-1	(X)	(X)	52
GRANDPARENTS					
Number of grandparents living with own grandchildren under 18 years	443,585	+/-6,643	443,585	(X)	837
Responsible for grandchildren	163,866	+/-3,449	36.9%	+/-0.7	183
Years responsible for grandchildren					
Less than 1 year	38,121	+/-1,705	8.6%	+/-0.4	50
1 or 2 years	38,781	+/-2,029	8.7%	+/-0.5	0
3 or 4 years	26,303	+/-1,423	5.9%	+/-0.3	80
5 or more years	60,661	+/-2,212	13.7%	+/-0.5	53
Number of grandparents responsible for own grandchildren under 18 years	163,866	+/-3,449	163,866	(X)	183
Who are female	103,684	+/-2,328	63.3%	+/-0.7	177
Who are married	113,685	+/-3,244	69.4%	+/-1.0	26
SCHOOL ENROLLMENT					
Population 3 years and over enrolled in school	4,582,703	+/-12,854	4,582,703	(X)	16,685
Nursery school, preschool	285,402	+/-4,205	6.2%	+/-0.1	1,600
Kindergarten	221,443	+/-3,247	4.8%	+/-0.1	642
Elementary school (grades 1-8)	1,794,964	+/-5,097	39.2%	+/-0.1	5,703
High school (grades 9-12)	942,040	+/-4,634	20.6%	+/-0.1	2,686
College or graduate school	1,338,854	+/-10,571	29.2%	+/-0.2	6,054
EDUCATIONAL ATTAINMENT					
Population 25 years and over	13,127,624	+/-1,407	13,127,624	(X)	68,820
Less than 9th grade	737,861	+/-8,693	5.6%	+/-0.1	5,781
9th to 12th grade, no diploma	1,123,105	+/-9,056	8.6%	+/-0.1	4,467
High school graduate (includes equivalency)	3,915,878	+/-20,665	29.8%	+/-0.2	13,083
Some college, no degree	2,771,371	+/-12,252	21.1%	+/-0.1	10,149
Associate's degree	1,144,238	+/-7,756	8.7%	+/-0.1	5,410
Bachelor's degree	2,207,281	+/-14,038	16.8%	+/-0.1	16,164
Graduate or professional degree	1,227,890	+/-11,143	9.4%	+/-0.1	13,766
Percent high school graduate or higher	(X)	(X)	85.8%	+/-0.1	(X)
Percent bachelor's degree or higher	(X)	(X)	26.2%	+/-0.2	(X)
VETERAN STATUS					
Civilian population 18 years and over	14,825,208	+/-2,101	14,825,208	(X)	74,464
Civilian veterans	1,606,758	+/-9,247	10.8%	+/-0.1	2,337

Subject	Florida				Miami Beach city, Florida
	Estimate	Margin of Error	Percent	Percent Margin of Error	Estimate
DISABILITY STATUS OF THE CIVILIAN NONINSTITUTIONALIZED POPULATION					
Total Civilian Noninstitutionalized Population	18,571,056	+/-1,905	18,571,056	(X)	87,890
With a disability	2,373,359	+/-11,778	12.8%	+/-0.1	11,124
Under 18 years					
Under 18 years	3,992,736	+/-834	3,992,736	(X)	13,967
With a disability	155,297	+/-3,631	3.9%	+/-0.1	573
18 to 64 years					
18 to 64 years	11,345,940	+/-2,436	11,345,940	(X)	60,879
With a disability	1,112,586	+/-7,902	9.8%	+/-0.1	5,159
65 years and over					
65 years and over	3,232,380	+/-1,058	3,232,380	(X)	13,044
With a disability	1,105,476	+/-6,325	34.2%	+/-0.2	5,392
RESIDENCE 1 YEAR AGO					
Population 1 year and over	18,683,456	+/-2,839	18,683,456	(X)	87,260
Same house	15,631,620	+/-25,018	83.7%	+/-0.1	65,254
Different house in the U.S.	2,897,693	+/-23,742	15.5%	+/-0.1	18,983
Same county	1,846,055	+/-20,366	9.9%	+/-0.1	14,017
Different county	1,051,638	+/-13,112	5.6%	+/-0.1	4,966
Same state	556,493	+/-9,662	3.0%	+/-0.1	1,508
Different state	495,145	+/-7,555	2.7%	+/-0.1	3,458
Abroad	154,143	+/-5,428	0.8%	+/-0.1	3,023
PLACE OF BIRTH					
Total population	18,885,152	*****	18,885,152	(X)	88,628
Native	15,240,820	+/-13,313	80.7%	+/-0.1	42,509
Born in United States	14,643,581	+/-13,241	77.5%	+/-0.1	39,522
State of residence	6,610,833	+/-17,252	35.0%	+/-0.1	18,835
Different state	8,032,748	+/-17,244	42.5%	+/-0.1	20,687
Born in Puerto Rico, U.S. Island areas, or born abroad to American parent(s)	597,239	+/-7,817	3.2%	+/-0.1	2,987
Foreign born	3,644,332	+/-13,313	19.3%	+/-0.1	46,119
U.S. CITIZENSHIP STATUS					
Foreign-born population	3,644,332	+/-13,313	3,644,332	(X)	46,119
Naturalized U.S. citizen	1,795,709	+/-12,091	49.3%	+/-0.3	20,418
Not a U.S. citizen	1,848,623	+/-15,619	50.7%	+/-0.3	25,701
YEAR OF ENTRY					
Population born outside the United States	4,241,571	+/-13,241	4,241,571	(X)	49,106
Native					
Native	597,239	+/-7,817	597,239	(X)	2,987
Entered 2010 or later	16,359	+/-1,811	2.7%	+/-0.3	163
Entered before 2010	580,880	+/-7,974	97.3%	+/-0.3	2,824
Foreign born					
Foreign born	3,644,332	+/-13,313	3,644,332	(X)	46,119
Entered 2010 or later	97,255	+/-4,044	2.7%	+/-0.1	1,540
Entered before 2010	3,547,077	+/-13,598	97.3%	+/-0.1	44,579
WORLD REGION OF BIRTH OF FOREIGN BORN					
Foreign-born population, excluding population born at sea	3,644,332	+/-13,313	3,644,332	(X)	46,119
Europe	378,850	+/-5,782	10.4%	+/-0.1	6,319
Asia	366,049	+/-4,467	10.0%	+/-0.1	2,747
Africa	60,157	+/-2,871	1.7%	+/-0.1	533
Oceania	6,803	+/-938	0.2%	+/-0.1	123
Latin America	2,724,683	+/-11,771	74.8%	+/-0.2	35,570
Northern America	107,790	+/-2,822	3.0%	+/-0.1	827

Subject	Florida				Miami Beach city, Florida
	Estimate	Margin of Error	Percent	Percent Margin of Error	Estimate
LANGUAGE SPOKEN AT HOME					
Population 5 years and over	17,808,954	+/-711	17,808,954	(X)	83,571
English only	12,951,107	+/-15,400	72.7%	+/-0.1	26,973
Language other than English	4,857,847	+/-15,415	27.3%	+/-0.1	56,598
Speak English less than "very well"	2,095,813	+/-13,633	11.8%	+/-0.1	28,559
Spanish	3,566,368	+/-10,573	20.0%	+/-0.1	45,438
Speak English less than "very well"	1,601,455	+/-10,278	9.0%	+/-0.1	24,891
Other Indo-European languages	931,133	+/-12,456	5.2%	+/-0.1	8,385
Speak English less than "very well"	348,033	+/-7,114	2.0%	+/-0.1	2,663
Asian and Pacific Islander languages	265,418	+/-4,874	1.5%	+/-0.1	1,344
Speak English less than "very well"	120,270	+/-2,990	0.7%	+/-0.1	715
Other languages	94,928	+/-3,704	0.5%	+/-0.1	1,431
Speak English less than "very well"	26,055	+/-1,446	0.1%	+/-0.1	290
ANCESTRY					
Total population	18,885,152	*****	18,885,152	(X)	88,628
American	1,488,876	+/-17,300	7.9%	+/-0.1	3,166
Arab	101,766	+/-3,543	0.5%	+/-0.1	1,182
Czech	60,552	+/-2,467	0.3%	+/-0.1	236
Danish	44,409	+/-1,928	0.2%	+/-0.1	23
Dutch	212,565	+/-4,133	1.1%	+/-0.1	478
English	1,527,361	+/-11,988	8.1%	+/-0.1	2,053
French (except Basque)	482,643	+/-6,940	2.6%	+/-0.1	2,724
French Canadian	114,070	+/-3,529	0.6%	+/-0.1	228
German	2,122,671	+/-15,201	11.2%	+/-0.1	5,161
Greek	90,834	+/-3,047	0.5%	+/-0.1	238
Hungarian	102,413	+/-3,228	0.5%	+/-0.1	985
Irish	1,905,181	+/-14,319	10.1%	+/-0.1	3,136
Italian	1,195,414	+/-12,927	6.3%	+/-0.1	7,184
Lithuanian	40,811	+/-1,964	0.2%	+/-0.1	243
Norwegian	116,877	+/-3,337	0.6%	+/-0.1	309
Polish	498,287	+/-7,888	2.6%	+/-0.1	2,668
Portuguese	69,805	+/-2,683	0.4%	+/-0.1	739
Russian	234,800	+/-4,534	1.2%	+/-0.1	2,812
Scotch-Irish	179,186	+/-4,029	0.9%	+/-0.1	203
Scottish	314,844	+/-5,941	1.7%	+/-0.1	465
Slovak	31,593	+/-1,391	0.2%	+/-0.1	293
Subsaharan African	142,597	+/-5,152	0.8%	+/-0.1	875
Swedish	155,852	+/-3,563	0.8%	+/-0.1	496
Swiss	36,860	+/-1,621	0.2%	+/-0.1	242
Ukrainian	48,435	+/-2,185	0.3%	+/-0.1	541
Welsh	96,533	+/-2,690	0.5%	+/-0.1	137
West Indian (excluding Hispanic origin groups)	789,751	+/-9,334	4.2%	+/-0.1	1,214

Subject	Miami Beach city, Florida		
	Margin of Error	Percent	Percent Margin of Error
HOUSEHOLDS BY TYPE			
Total households	+/-1,063	43,115	(X)
Family households (families)	+/-534	41.7%	+/-1.6
With own children under 18 years	+/-505	16.7%	+/-1.4
Married-couple family	+/-599	28.1%	+/-1.5
With own children under 18 years	+/-451	9.9%	+/-1.1
Male householder, no wife present, family	+/-370	5.0%	+/-0.9
With own children under 18 years	+/-241	2.4%	+/-0.6
Female householder, no husband present, family	+/-414	8.6%	+/-1.0
With own children under 18 years	+/-348	4.3%	+/-0.8
Nonfamily households	+/-1,175	58.3%	+/-1.6
Householder living alone	+/-1,169	48.4%	+/-1.7
65 years and over	+/-478	12.5%	+/-1.0
Households with one or more people under 18 years	+/-517	17.9%	+/-1.4
Households with one or more people 65 years and over	+/-596	23.6%	+/-1.2
Average household size	+/-0.05	(X)	(X)
Average family size	+/-0.07	(X)	(X)
RELATIONSHIP			
Population in households	+/-272	87,506	(X)
Householder	+/-1,063	49.3%	+/-1.2
Spouse	+/-609	13.9%	+/-0.7
Child	+/-1,129	19.8%	+/-1.3
Other relatives	+/-1,030	7.2%	+/-1.2
Nonrelatives	+/-1,111	9.9%	+/-1.3
Unmarried partner	+/-407	3.5%	+/-0.5
MARITAL STATUS			
Males 15 years and over			
Never married	+/-1,038	43.9%	+/-1.9
Now married, except separated	+/-651	35.4%	+/-1.5
Separated	+/-294	4.2%	+/-0.7
Widowed	+/-234	2.1%	+/-0.6
Divorced	+/-623	14.5%	+/-1.5
Females 15 years and over			
Never married	+/-843	29.8%	+/-2.0
Now married, except separated	+/-574	38.0%	+/-2.0
Separated	+/-366	4.6%	+/-1.0
Widowed	+/-395	9.5%	+/-1.0
Divorced	+/-580	18.1%	+/-1.6
FERTILITY			
Number of women 15 to 50 years old who had a birth in the past 12 months	+/-286	1,049	(X)
Unmarried women (widowed, divorced, and never married)	+/-169	25.6%	+/-13.4
Per 1,000 unmarried women	+/-14	(X)	(X)
Per 1,000 women 15 to 50 years old	+/-14	(X)	(X)
Per 1,000 women 15 to 19 years old	+/-9	(X)	(X)
Per 1,000 women 20 to 34 years old	+/-18	(X)	(X)
Per 1,000 women 35 to 50 years old	+/-21	(X)	(X)
GRANDPARENTS			
Number of grandparents living with own grandchildren under 18 years	+/-270	837	(X)
Responsible for grandchildren	+/-154	21.9%	+/-15.1

Subject	Miami Beach city, Florida		
	Margin of Error	Percent	Percent Margin of Error
Years responsible for grandchildren			
Less than 1 year	+/-58	6.0%	+/-6.8
1 or 2 years	+/-32	0.0%	+/-4.9
3 or 4 years	+/-134	9.6%	+/-15.0
5 or more years	+/-55	6.3%	+/-6.4
Number of grandparents responsible for own grandchildren under 18 years			
Who are female	+/-151	96.7%	+/-10.5
Who are married	+/-41	14.2%	+/-23.8
SCHOOL ENROLLMENT			
Population 3 years and over enrolled in school	+/-1,027	16,685	(X)
Nursery school, preschool	+/-364	9.6%	+/-2.1
Kindergarten	+/-213	3.8%	+/-1.2
Elementary school (grades 1-8)	+/-638	34.2%	+/-3.2
High school (grades 9-12)	+/-440	16.1%	+/-2.5
College or graduate school	+/-718	36.3%	+/-3.6
EDUCATIONAL ATTAINMENT			
Population 25 years and over	+/-1,172	68,820	(X)
Less than 9th grade	+/-741	8.4%	+/-1.1
9th to 12th grade, no diploma	+/-598	6.5%	+/-0.9
High school graduate (includes equivalency)	+/-1,021	19.0%	+/-1.5
Some college, no degree	+/-882	14.7%	+/-1.2
Associate's degree	+/-581	7.9%	+/-0.8
Bachelor's degree	+/-1,088	23.5%	+/-1.5
Graduate or professional degree	+/-897	20.0%	+/-1.3
Percent high school graduate or higher	(X)	85.1%	+/-1.2
Percent bachelor's degree or higher	(X)	43.5%	+/-1.5
VETERAN STATUS			
Civilian population 18 years and over	+/-1,121	74,464	(X)
Civilian veterans	+/-402	3.1%	+/-0.5
DISABILITY STATUS OF THE CIVILIAN NONINSTITUTIONALIZED POPULATION			
Total Civilian Noninstitutionalized Population	+/-182	87,890	(X)
With a disability	+/-897	12.7%	+/-1.0
Under 18 years			
With a disability	+/-1,120	13,967	(X)
18 to 64 years			
With a disability	+/-196	4.1%	+/-1.4
65 years and over			
With a disability	+/-1,151	60,879	(X)
65 years and over			
With a disability	+/-663	8.5%	+/-1.1
65 years and over			
With a disability	+/-740	13,044	(X)
65 years and over			
With a disability	+/-570	41.3%	+/-3.4
RESIDENCE 1 YEAR AGO			
Population 1 year and over	+/-374	87,260	(X)
Same house	+/-1,627	74.8%	+/-1.8
Different house in the U.S.	+/-1,494	21.8%	+/-1.7
Same county	+/-1,310	16.1%	+/-1.5
Different county	+/-833	5.7%	+/-1.0
Same state	+/-358	1.7%	+/-0.4
Different state	+/-817	4.0%	+/-0.9
Abroad	+/-838	3.5%	+/-1.0

Subject	Miami Beach city, Florida		
	Margin of Error	Percent	Percent Margin of Error
PLACE OF BIRTH			
Total population	+/-40	88,628	(X)
Native	+/-1,297	48.0%	+/-1.5
Born in United States	+/-1,295	44.6%	+/-1.5
State of residence	+/-1,323	21.3%	+/-1.5
Different state	+/-1,129	23.3%	+/-1.3
Born in Puerto Rico, U.S. Island areas, or born abroad to American parent(s)	+/-481	3.4%	+/-0.5
Foreign born	+/-1,303	52.0%	+/-1.5
U.S. CITIZENSHIP STATUS			
Foreign-born population	+/-1,303	46,119	(X)
Naturalized U.S. citizen	+/-1,161	44.3%	+/-2.5
Not a U.S. citizen	+/-1,467	55.7%	+/-2.5
YEAR OF ENTRY			
Population born outside the United States	+/-1,298	49,106	(X)
Native	+/-481	2,987	(X)
Entered 2010 or later	+/-118	5.5%	+/-3.9
Entered before 2010	+/-472	94.5%	+/-3.9
Foreign born	+/-1,303	46,119	(X)
Entered 2010 or later	+/-445	3.3%	+/-1.0
Entered before 2010	+/-1,355	96.7%	+/-1.0
WORLD REGION OF BIRTH OF FOREIGN BORN			
Foreign-born population, excluding population born at sea	+/-1,303	46,119	(X)
Europe	+/-731	13.7%	+/-1.5
Asia	+/-752	6.0%	+/-1.6
Africa	+/-201	1.2%	+/-0.4
Oceania	+/-112	0.3%	+/-0.2
Latin America	+/-1,379	77.1%	+/-2.2
Northern America	+/-247	1.8%	+/-0.5
LANGUAGE SPOKEN AT HOME			
Population 5 years and over	+/-740	83,571	(X)
English only	+/-1,349	32.3%	+/-1.6
Language other than English	+/-1,341	67.7%	+/-1.6
Speak English less than "very well"	+/-1,167	34.2%	+/-1.4
Spanish	+/-1,425	54.4%	+/-1.7
Speak English less than "very well"	+/-1,026	29.8%	+/-1.2
Other Indo-European languages	+/-1,052	10.0%	+/-1.3
Speak English less than "very well"	+/-487	3.2%	+/-0.6
Asian and Pacific Islander languages	+/-715	1.6%	+/-0.9
Speak English less than "very well"	+/-672	0.9%	+/-0.8
Other languages	+/-495	1.7%	+/-0.6
Speak English less than "very well"	+/-140	0.3%	+/-0.2
ANCESTRY			
Total population	+/-40	88,628	(X)
American	+/-542	3.6%	+/-0.6
Arab	+/-356	1.3%	+/-0.4
Czech	+/-157	0.3%	+/-0.2
Danish	+/-28	0.0%	+/-0.1
Dutch	+/-162	0.5%	+/-0.2
English	+/-409	2.3%	+/-0.5
French (except Basque)	+/-461	3.1%	+/-0.5
French Canadian	+/-97	0.3%	+/-0.1

Subject	Miami Beach city, Florida		
	Margin of Error	Percent	Percent Margin of Error
German	+/-629	5.8%	+/-0.7
Greek	+/-137	0.3%	+/-0.2
Hungarian	+/-402	1.1%	+/-0.5
Irish	+/-509	3.5%	+/-0.6
Italian	+/-763	8.1%	+/-0.9
Lithuanian	+/-103	0.3%	+/-0.1
Norwegian	+/-198	0.3%	+/-0.2
Polish	+/-425	3.0%	+/-0.5
Portuguese	+/-320	0.8%	+/-0.4
Russian	+/-571	3.2%	+/-0.6
Scotch-Irish	+/-112	0.2%	+/-0.1
Scottish	+/-161	0.5%	+/-0.2
Slovak	+/-165	0.3%	+/-0.2
Subsaharan African	+/-440	1.0%	+/-0.5
Swedish	+/-235	0.6%	+/-0.3
Swiss	+/-133	0.3%	+/-0.2
Ukrainian	+/-198	0.6%	+/-0.2
Welsh	+/-76	0.2%	+/-0.1
West Indian (excluding Hispanic origin groups)	+/-540	1.4%	+/-0.6

Data are based on a sample and are subject to sampling variability. The degree of uncertainty for an estimate arising from sampling variability is represented through the use of a margin of error. The value shown here is the 90 percent margin of error. The margin of error can be interpreted roughly as providing a 90 percent probability that the interval defined by the estimate minus the margin of error and the estimate plus the margin of error (the lower and upper confidence bounds) contains the true value. In addition to sampling variability, the ACS estimates are subject to nonsampling error (for a discussion of nonsampling variability, see Accuracy of the Data). The effect of nonsampling error is not represented in these tables.

Fertility data are not available for certain geographic areas due to problems with data collection. See Errata Note #92 for details.

The Census Bureau introduced a new set of disability questions in the 2008 ACS questionnaire. Accordingly, comparisons of disability data from 2008 or later with data from prior years are not recommended. For more information on these questions and their evaluation in the 2006 ACS Content Test, see the Evaluation Report Covering Disability.

While the 2008-2012 American Community Survey (ACS) data generally reflect the December 2009 Office of Management and Budget (OMB) definitions of metropolitan and micropolitan statistical areas; in certain instances the names, codes, and boundaries of the principal cities shown in ACS tables may differ from the OMB definitions due to differences in the effective dates of the geographic entities.

Estimates of urban and rural population, housing units, and characteristics reflect boundaries of urban areas defined based on Census 2000 data. Boundaries for urban areas have not been updated since Census 2000. As a result, data for urban and rural areas from the ACS do not necessarily reflect the results of ongoing urbanization.

Source: U.S. Census Bureau, 2008-2012 American Community Survey

Explanation of Symbols:

1. An '***' entry in the margin of error column indicates that either no sample observations or too few sample observations were available to compute a standard error and thus the margin of error. A statistical test is not appropriate.
2. An '-' entry in the estimate column indicates that either no sample observations or too few sample observations were available to compute an estimate, or a ratio of medians cannot be calculated because one or both of the median estimates falls in the lowest interval or upper interval of an open-ended distribution.
3. An '-' following a median estimate means the median falls in the lowest interval of an open-ended distribution.
4. An '+' following a median estimate means the median falls in the upper interval of an open-ended distribution.
5. An '****' entry in the margin of error column indicates that the median falls in the lowest interval or upper interval of an open-ended distribution. A statistical test is not appropriate.
6. An '*****' entry in the margin of error column indicates that the estimate is controlled. A statistical test for sampling variability is not appropriate.
7. An 'N' entry in the estimate and margin of error columns indicates that data for this geographic area cannot be displayed because the number of sample cases is too small.
8. An '(X)' means that the estimate is not applicable or not available.

ACS do not necessarily reflect the results of ongoing urbanization.

Source: U.S. Census Bureau, 2008-2012 American Community Survey

Explanation of Symbols:

1. An '***' entry in the margin of error column indicates that either no sample observations or too few sample observations were available to compute a standard error and thus the margin of error. A statistical test is not appropriate.
2. An '-' entry in the estimate column indicates that either no sample observations or too few sample observations were available to compute an estimate, or a ratio of medians cannot be calculated because one or both of the median estimates falls in the lowest interval or upper interval of an open-ended distribution.
3. An '-' following a median estimate means the median falls in the lowest interval of an open-ended distribution.
4. An '+' following a median estimate means the median falls in the upper interval of an open-ended distribution.
5. An '****' entry in the margin of error column indicates that the median falls in the lowest interval or upper interval of an open-ended distribution. A statistical test is not appropriate.
6. An '*****' entry in the margin of error column indicates that the estimate is controlled. A statistical test for sampling variability is not appropriate.
7. An 'N' entry in the estimate and margin of error columns indicates that data for this geographic area cannot be displayed because the number of sample cases is too small.
8. An '(X)' means that the estimate is not applicable or not available.