STRUCTURAL NOTES:

1. Center Column to be [illegible] with [illegible] each. [illegible]
2. Other Columns to be [illegible] with [illegible] each. [illegible]
3. Beams to be of [illegible] shape. [illegible] with [illegible] each bottom. [illegible] each. Others to have [illegible] each.
4. Tie Diagonals to be [illegible] with [illegible] Bolts.
5. Capital Dormer to be [illegible] with [illegible] Bolts.
6. Stairs on [illegible] to be [illegible] with [illegible] Handrails [illegible]
7. All [illegible] to be well bonded and water filled to [illegible] and tamped.

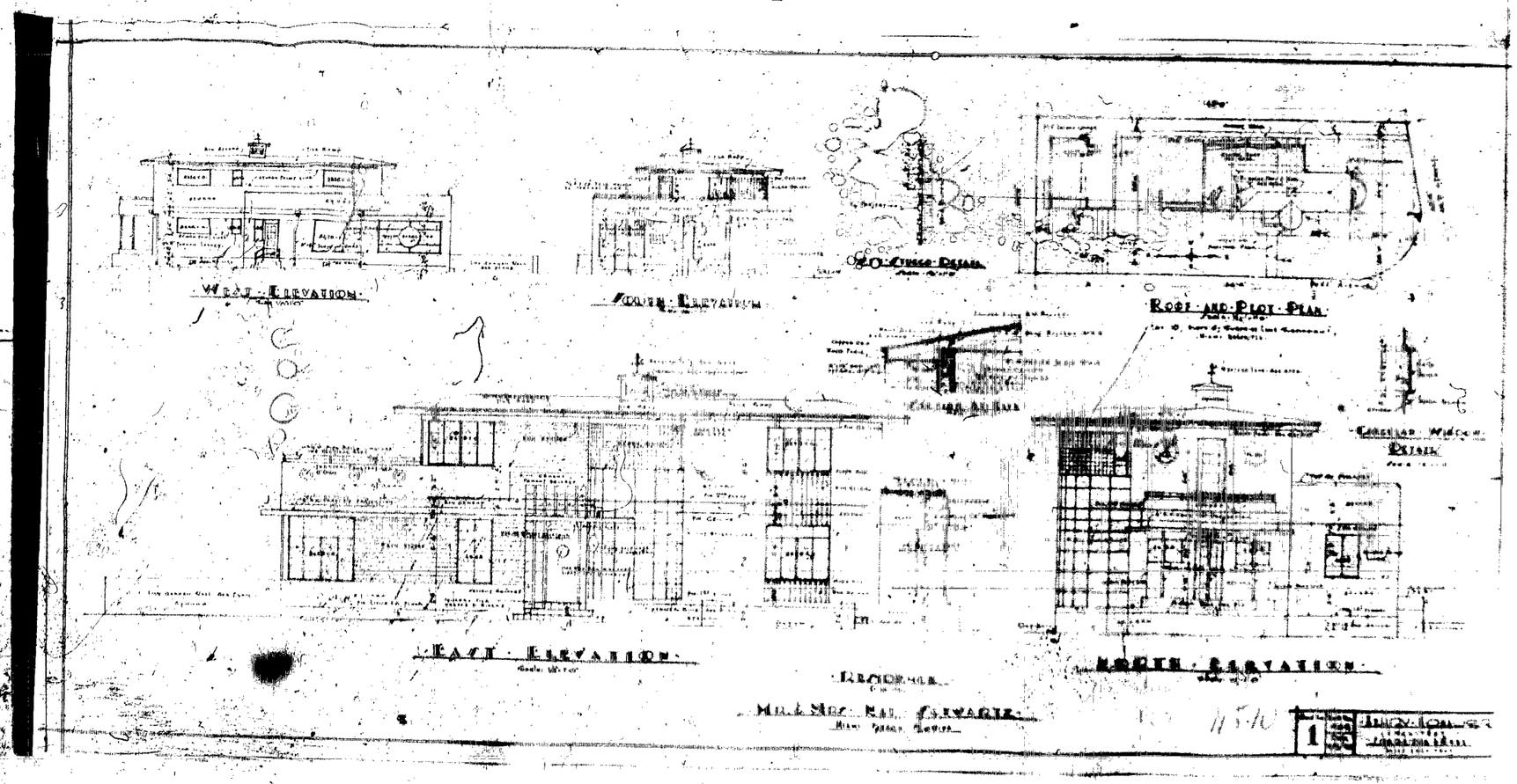
West Elevation
South Elevation
Cross Section
Roof and Plot Plan
Cellar Window Detail
East Elevation
North Elevation
Mill Mec. Rail Stwarte
1

East Elevation
Garage & Servants Rooms
Roof Plan


Kitchen
Entry
Living Room
Porte Cochere
First Floor
East Elevation
North Elevation
Dog Run
Second Floor
N

REVISED
EXISTING PLAN
MICHIGAN AVE. ELEVATION
REVISED LINCOLN RD. ELEVATION

16 GUAGE CHROMIUM PLATED COPPER CAP FLASHING
FILLED Q.C. STONE
EXISTING CONSTRUCTION
EXISTING PIN CEILING
LINE OF EXIST PIN OUTSIDE WALL
EXISTING PIN INSIDE WALL
SET 2" FROM FACE OF STILE
CHROMIUM PLATED GRILLE MEMBERS
CHROMIUM PLATED HAND RAIL MEMBERS
CHROMIUM PLATED KICK PLATE
CHROMIUM PLATED GRILLE MEMBERS
5" STILES
SET 2" FROM FACE OF STILE
CHROMIUM PLATED HAND RAIL MEMBERS
CHROMIUM PLATED KICK PLATE
DETAIL STEEL COLUMN
HALF DETAIL OF CORNER DOOR
DETAIL OF DOOR
SECTION A-A
PLAN OF PARAPET AND DOME
SECTION
MASTIC
HEAD

Structural Notes:

1. Corner columns to be [illegible] with 5 3/4" rods each, & Ties, 12" o.c.
2. Other columns to be [illegible] with 4 3/4" rods each, with 1/4" ties, 12" o.c.
3. Footings to be on [illegible] when shown. Those 5'-6" by 5'-0" rods bottom 4 3/4" rods. Others to be 5'-0" rods.
4. Tie Beams to be 8"x12" with 4 3/4" Rods.
5. Girder Beams to be 8"x20" with 2 3/4" Rods.
6. Slabs on fill to be 4" deep with 6"x6" Mesh, No. 10 Gage, Galvanized.
7. All fill to be well tamped and water filled to insure solid tamping.

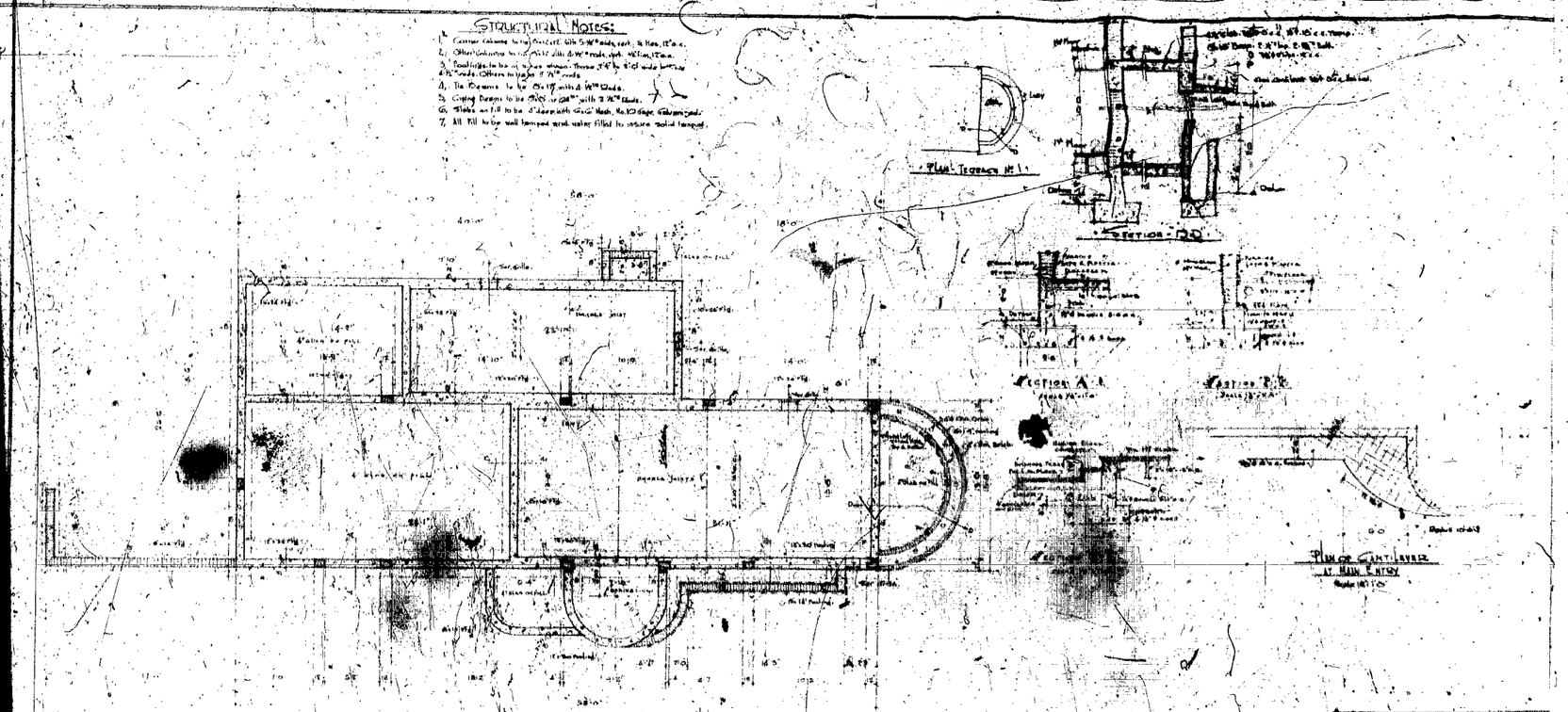

2

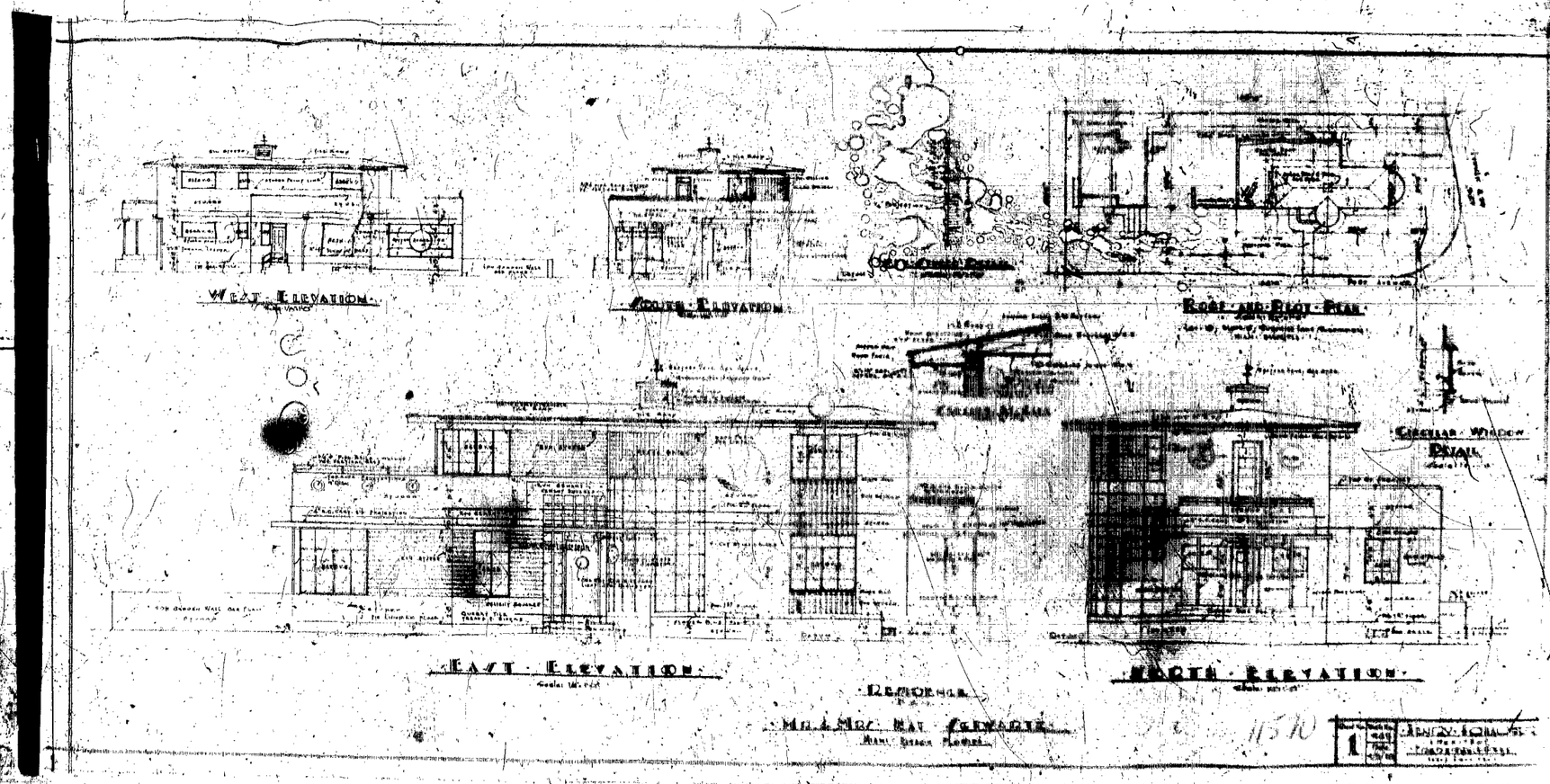
West Elevation
South Elevation
Roof and Plot Plan
Cellar Plan
Cellar Window Detail
East Elevation
North Elevation
Residence
Mr. & Mrs. Ray Gewarth
Main Floor Plan
1

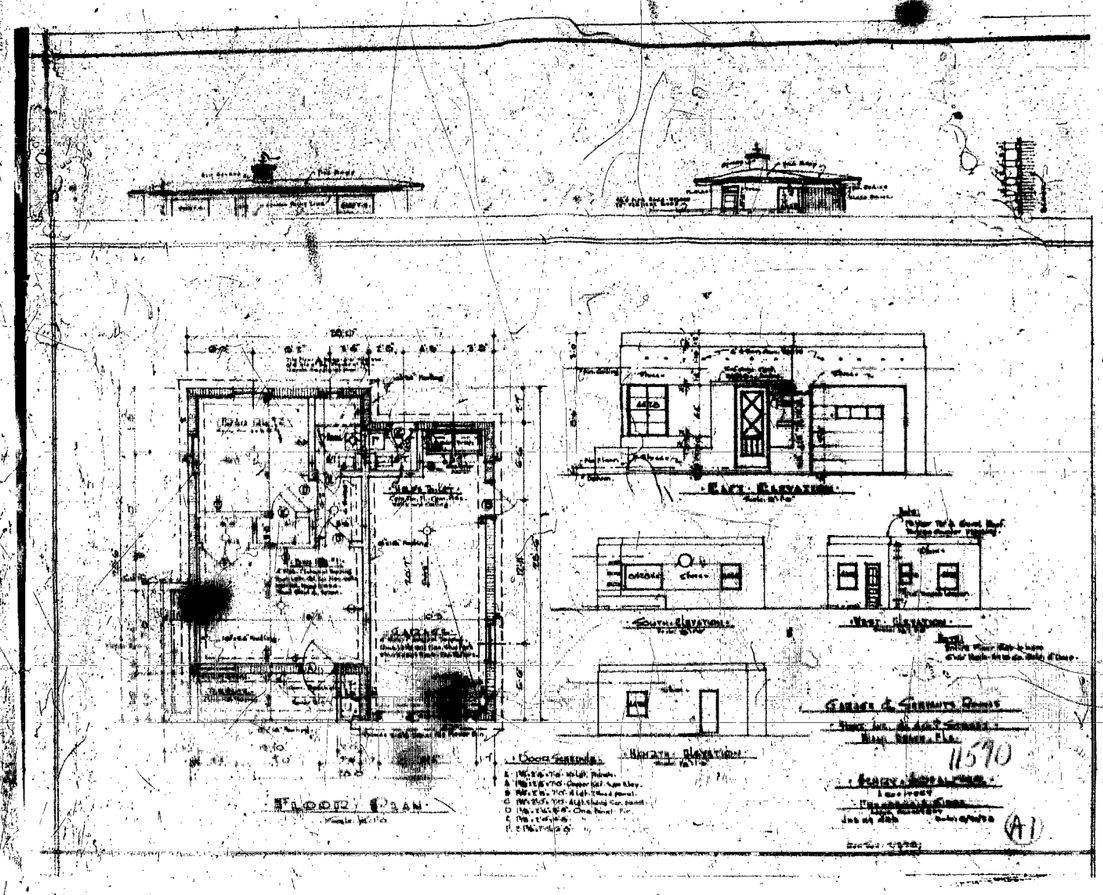
FLOOR PLAN
EAST ELEVATION
SOUTH ELEVATION
WEST ELEVATION
NORTH ELEVATION
11590
A1


ROOF AND PL

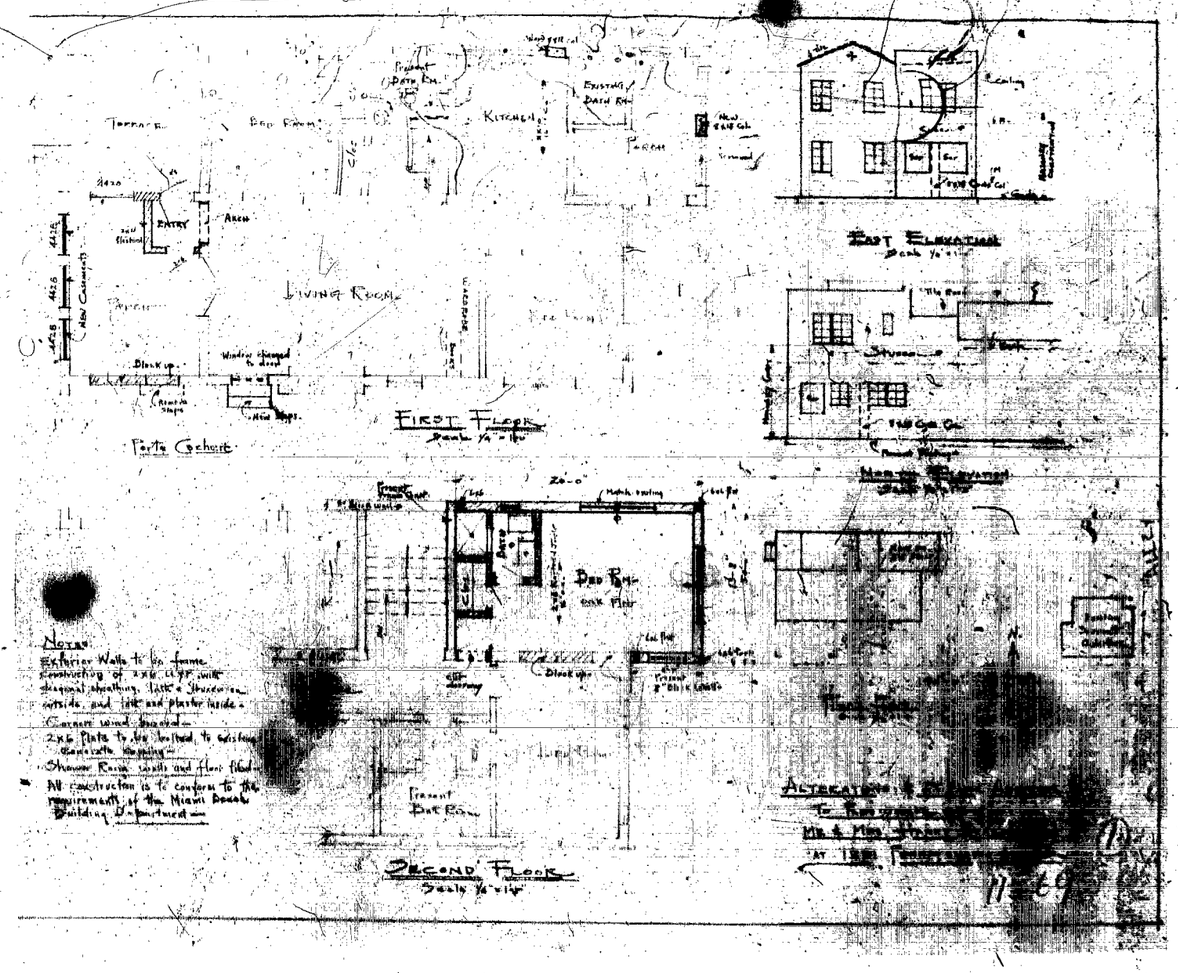
Terrace
Bed Room
Kitchen
Porch
Entry
Living Room
First Floor
Porte Cochere
East Elevation
Storage
Garage
Bed Room
Second Floor
Notes
Exterior Walls to be frame construction of 2x6 with diagonal sheathing, lath & stucco on outside, and lath and plaster inside.
Concrete wood shingles.
2x6 Plate to be bolted to existing concrete flooring.
Shower Room walls and floor tiled.
All construction is to conform to the requirements of the Miami Beach Building Ordinances.

EXISTING FIN. ROOF
FILLED Q.C. STONE
EXISTING CONSTRUCTION
OVERHANG
EXISTING FIN. CEILING
COPPER FLASHING
LINE OF EXIST. FIN. HEAD
LINE OF EXISTING FIN. OUTSIDE WALL
EXISTING FIN. INSIDE WALL
PLATE GLASS WINDOW
SCREEN
GLASS TRANSOM HINGED AT BOTTOM
CHROMIUM PLATED GRILLE MEMBERS
CHROMIUM PLATED HAND BAR MEMBERS
CHROMIUM PLATED KICK PLATE
CHROMIUM PLATED BRASS GRILLE
STILES
SET 2" FROM FACE OF STILE
LETTER DROP
HALF DETAIL OF CORNER DOOR
DETAIL OF DOOR
DETAIL STEEL COLUMN
SECTION
PLAN OF PARAPET AND DOME
SILL
HEAD
ALTERATION TO A STORE BUILDING
F.S. SASH SECTION

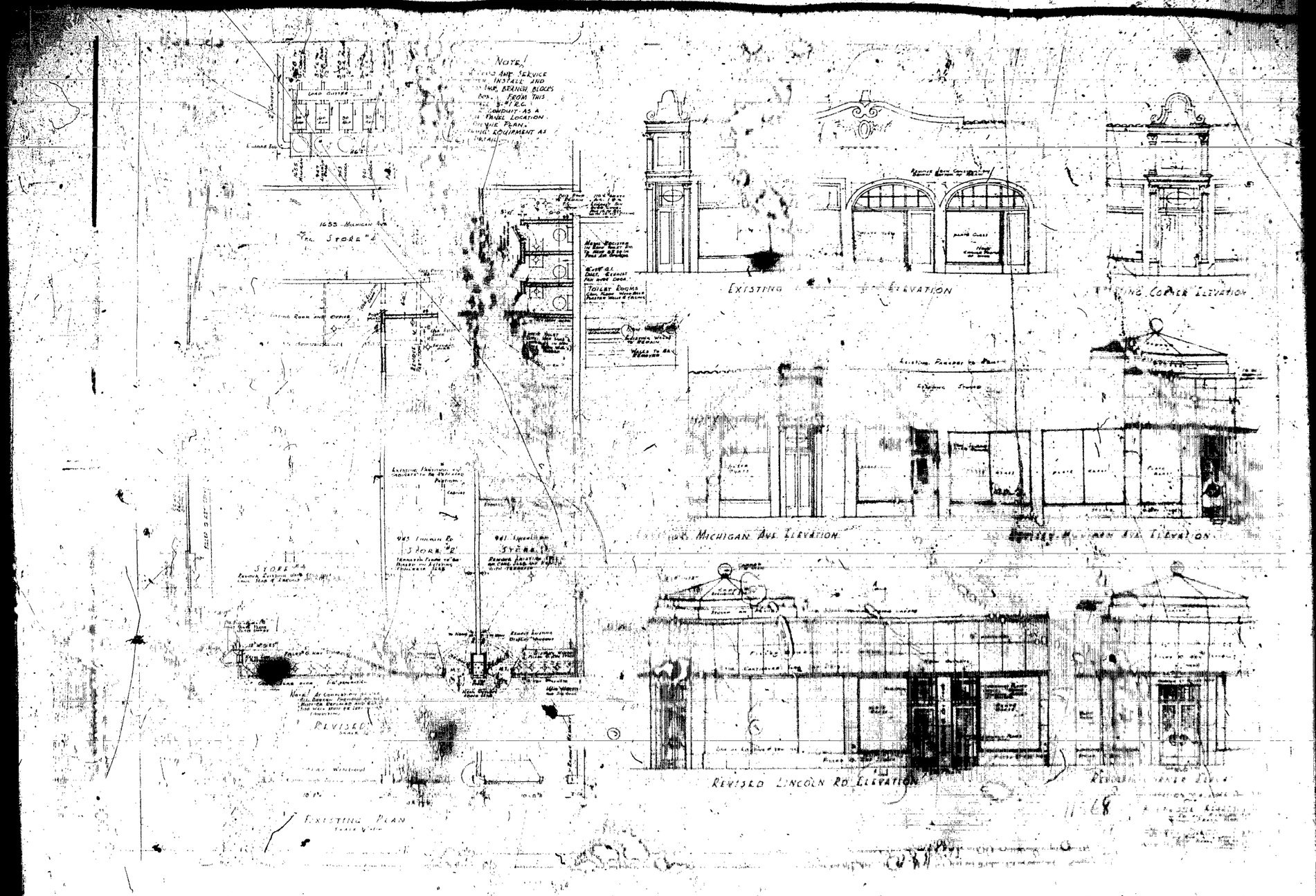
NOTE:
1655 - MICHIGAN AVE
"EL STORE"
TOILET ROOMS
EXISTING ROOM AND OFFICE
945 LINCOLN RD
"STORE #2"
941 LINCOLN RD
"STORE #1"
STORE #4
REVISED
EXISTING PLAN
EXISTING ELEVATION
EXISTING CORNER ELEVATION
EXISTING MICHIGAN AVE. ELEVATION
REVISED LINCOLN RD. ELEVATION

WEST ELEVATION
WHITE CEMENT ORIENTAL TILE ROOF
EAST WALL
EAST WALL
EAST WALL
EAST WALL
1156