PERMIT #
B99022208

ADDRESS
4385 Collins Ave

500262

GENERAL NOTES

1. CONCRETE FOR POOL SHALL BE 3000 PSI 28 DAY COMPRESSIVE STRENGTH.
2. CONCRETE FOR POOL DECK SHALL BE 2500 PSI.
3. ALL POOL & DECK CONSTRUCTION SHALL COMPLY WITH CHAPTER 515 OF THE SOUTH FLORIDA BUILDING CODE AND WITH CHAPTER 64E-9 OF THE STATE OF FLORIDA DEPARTMENT OF HEALTH, FLA ADMINISTRATIVE CODE.
4. REINFORCING STEEL SHALL COMPLY WITH ASTM 615 GRADE 40.
5. THE POOL AND DECK SHALL BEAR ONLY ON CLEAN SANDS OR ROCK. ALL ORGANIC SOILS OR TRASH ENCOUNTERED ON EXCAVATION SHALL BE REMOVED IN THEIR ENTIRETY AND BACKFILLED WITH ROCK. 3000 PSF BEARING CAPACITY IS REQUIRED.
6. OWNER AND CONTRACTOR SHALL VERIFY POOL LAYOUT AND ALL DIMENSIONS NOTIFY ENGINEER OF ANY CHANGES AND OBTAIN REVISED PLANS FOR CHANGES.
7. ALL HOSE BIBBS SHALL HAVE VACUUM BREAKERS.
8. NO OVERHEAD WIRING WITHIN 10' OF POOL.
9. ELECTRICAL EQUIPMENT, WIRING AND INSTALLATION SHALL CONFORM WITH THE 1996 EDITION OF THE NATIONAL ELECTRICAL CODE, THE NATIONAL FIRE PROTECTION ASSOCIATION AND SHALL COMPLY WITH APPLICABLE LOCAL CODES.
10. THE HEIGHT OF RAILING ON THE LADDER ABOVE DECK SHALL BE PER HANDI SPECIFICATIONS. (3 RUNG TYPE) 28" MINIMUM.
11. ALL P.V.C. PIPE SHALL BE SCHEDULE 40 (SCHEDULE 80 WHERE REQUIRED BY LOCAL CODE) AND BE IMPRINTED WITH THE MANUFACTURES NAME AND THE NSF-PW LOGO (COLLAPSE RATINGS SHALL BE IN EXCESS OF THE EXTERNAL PRESSURES ON THE INSTALLED PIPE) 90 DEGREE FITTINGS ARE NOT PERMITTED ON SUCTION PIPING FORE THAN 2.0' BELOW GRADE.
12. ALL FLOW CONTROL VALVES SHALL BE PROPORTIONAL CONTROL TYPE (GATE VALVES ARE NOT ACCEPTABLE FOR THIS PURPOSE) RETURN MAIN DRAIN AND SURFACE OVERFLOW SYSTEM LINES SHALL EACH HAVE VALVES DESIGNED FOR PROPORTIONAL FLOW.
13. CLEARANCE FOR ALL FLOW METERS SHALL BE AS RECOMMENDED BY THE MANUFACTURER.
14. IF NIGHT SWIMMING IS PERMITTED, AN AREA LIGHTING PLAN SHALL BE SUBMITTED TO THE HEALTH DEPARTMENT FOR APPROVAL AND SHALL PROVIDE AT LEAST 3 FOOT CANDLES OF ILLUMINATION AT THE WATER AND DECK LEVEL.
15. ALL TREADS ON LADDERS SHALL HAVE A NON-PERMANENT COVER.
16. FLOORS OF SANITARY FACILITIES ARE TO BE CONSTRUCTED OF CONCRETE OR OTHER FERROUS MATERIAL AND HAVE A SMOOTH SLIP RESISTANT SURFACE. A HOSE BIBB WITH A VACUUM BREAKER MUST BE PROVIDED WITHIN EACH FACILITY. (SLOPE FLOOR FOR POSITIVE DRAINAGE TO FLOOR DRAIN) (TILE MUST BE PRE-APPROVED PRIOR TO INSTALLATION) THE INTERSECTION BETWEEN THE FLOOR AND WALLS MUST BE COVED. OUTSIDE ACCESS TO FACILITIES SHALL BE PROVIDED FOR BATHERS AT OUTDOOR POOLS (IF THEY ARE NOT VISIBLE FROM ANY PORTION OF THE POOL DECK, SIGNS MUST BE POSTED SHOWING DIRECTIONS TO THE FACILITIES. THESE DIRECTIONS SHALL BE LEGIBLE FROM ANY PORTION OF THE POOL DECK (THE LETTERS SHALL BE A MINIMUM OF ONE INCH HIGH.
17. THE DECK AROUND THE POOL AND ALL SANITARY FACILITIES ARE TO BE CONSTRUCTED OF NONABSORBENT MATERIAL FOR THE FIRST 6' OF THE WALKWAY AND SHALL HAVE A SLIP RESISTANT FINISH.
18. THE DEPTH AT THE DEEPEST POINT OF ANY DRAIN GRATE SHALL NOT DEVIATE MORE THAN 2 INCHES FROM THE SIDE WALL DEPTH INDICATED BY DEPTH MARKERS AT THAT LOCATION.
19. THE POOL SHALL BE LIGHT IN COLOR WITH A SMOOTH, SLIP RESISTANT FINISH.
20. THE UPPER PART OF THE POOL WALLS (FIRST 3 FEET) SHALL BE WITHIN 3 DEGREES OF VERTICAL FOR AT LEAST 2-6", OVER 8 FEET OF DEPTH WITHIN 3 DEGREES OF VERTICAL FOR A MINIMUM DEPTH EQUAL TO THE POOL DEPTH MINUS 7'-6" AND THE RADIUS JOINING THESE UPPER SECTIONS TO THE FLOOR SHALL NOT EXCEED 7'-6".
21. PROVISIONS SHALL BE MADE FOR THE STORAGE OF CHEMICALS UNDER ROOF AND PROTECT FROM ACCESS BY UNAUTHORIZED PERSONS.
22. MIN. 4" HIGH TILE DEPTH MARKING WITH COLOR CONTRASTING TO THE BACKGROUND SHALL BE LOCATED ON BOTH SIDES OF THE POOL AT THE SHALLOW END, SLOPE BREAK, DEEP END WALL AND DEEP POINT WITH A MINIMUM PERIMETER DISTANCE BETWEEN DEPTH MARKINGS OF 25 FEET. LOCATE AT OR ABOVE THE WATER LEVEL ON THE INSIDE WALL OF THE POOL AND AT THE EDGE OF THE DECK WITHIN 2 FEET OF THE POOL WATER (OR ON BACK OF CURB) FT. AND IN. MARKINGS SHALL BE PROVIDED FOR DEPTH MARKINGS AND SHALL BE A MIN. OF 4" HIGH ALL TILE ON HORIZONTAL SURFACES TO HAVE SKIP RESISTANT FINISH.
23. THE FILTER ROOM SHALL NOT BE USED FOR STORAGE OF CHEMICALS OR FOR THE STORAGE OF OTHER ITEMS TO THE EXTENT THAT FILTER ROOM IS ENTRANCED FOR INSPECTION OR OPERATION OF THE FILTER SYSTEM AND SHALL BE LIGHTED TO PROVIDE A MINIMUM OF 30 FOOT CANDLES OF ILLUMINATION AT THE FLOOR LEVEL AND SHALL BE PROTECTED FROM ACCESS BY UNAUTHORIZED PERSONS.
24. GROUND ALL ELECTRICAL BOXES, LADDERS, HANDRAILS, LIGHTING FIXTURES, ECT ASSOCIATED WITH POOL WITH WIRE CONFORMING TO THE N.E.C.
25. LIFE SAVING EQUIPMENT SHALL CONSIST OF MIN. (1) ONE INSPERED 12 HOOK, ONE PIECE POLE MIN. 12' IN LENGTH MIN. (1) ONE 18" LIFE RING WITH 50' ROPE.
26. FIRST AID EQUIPMENT SHALL BE AVAILABLE FOR USE IN CONNECTION WITH INJURIES WHICH MAY OCCUR IN THE POOL OR ON THE DECK.
27. CLEANING EQUIPMENT SHALL CONSIST OF 18" VACUUM CLEANER WITH FLEXIBLE PLASTIC HOSE, 18" WALL BRUSH AND ALUMINUM POLE W/ EXTENDABLE HANDLE.
28. POOL RULES AND REGULATIONS FOR BATHERS SHALL BE POSTED NEAR POOL SIDE AND LEGIBLE FROM THE POOL DECK. LETTERING SHALL BE A MIN. 1" IN HEIGHT EXCEPT NO DIVING LETTERS SHALL BE A MIN OF 4" IN HEIGHT AND SHALL CONTAIN THE FOLLOWING:
   1. NO ANIMALS IN POOL OR ON POOL DECK.
   2. NO FOOD, GLASS OR DRINK IN POOL OR ON POOL DECK.
   3. SHOWER BEFORE ENTERING POOL.
   4. BATHING LOAD: 34 PERSONS.
   5. POOL HOURS: DAWN TILL DUSK.
   6. NO DIVING ALLOWED.

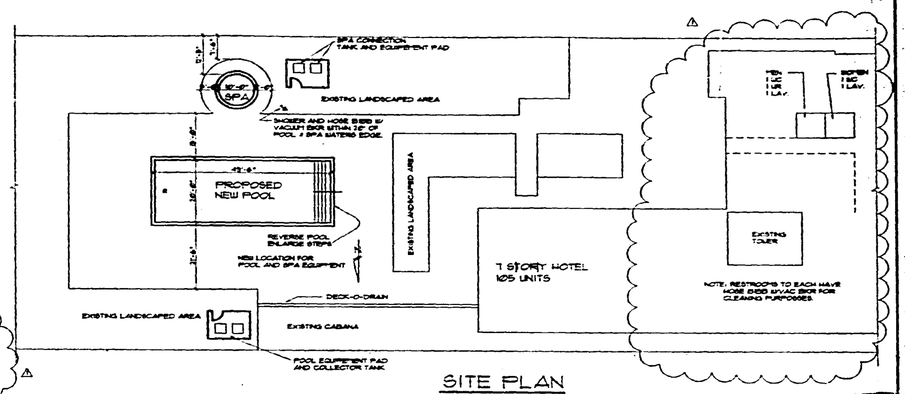

SITE PLAN

SCALE: 1/8" = 1'-0"

99-02208

OFFICE COPY
CITY OF MIAMI BEACH
APPROVED FOR PERMIT BY THE FOLLOWING:

BUILDING:
ZONING:
PLUMBING:
ELECTRICAL:
MECHANICAL:
FIRE PROTECTION:
ENGINEERING:
PUBLIC WORKS:
STRUCTURAL:
ACCESSIBILITY:
ELEVATOR:

NOTE: A POOL CLOSED SIGN MUST BE CONSPICUOUSLY PLACED NEAR THE ENTRANCE OF POOL. THIS SIGN SHALL BE PLACED EACH DAY NO LATER THAN ONE HALF HOUR BEFORE SUNSET AND SHALL NOT BE REMOVED EARLIER THAN ONE HALF HOUR AFTER SUNRISE. THE LETTERING MUST BE A MINIMUM OF (4") HIGH, WITH A CONTRASTING BACKGROUND COLOR OF THE SIGN STATING "POOL CLOSED"

REVISIONS 06-10-99

POOL

WYNDHAM GARDEN HOTEL
4385 COLLINS AVE
MIAMI BEACH, FLORIDA

DAVID E. HAGE
P.E. 43290
QUALIFIED

DATE 2-18-99
LICENSE NO.

HOBBS CONSULTING ENGINEERS, INC.
3750 Pembroke Road
Fort Lauderdale, Florida 33309

SHEET 1 OF 4

00002563

BEARING CAPACITY CERTIFICATION

March 11, 1999

Shakman Construction Company
141 NW 20th Street B-5
Boca Raton, Florida 33431

RE: **Windham Hotel**
4385 Collins Avenue
Miami Beach, Florida

This is to certify that these building sites, consisting of both naturally occurring soils and added fill, have been prepared in accordance with the soil tests requirements, and are sufficiently free of deleterious materials to provide the design pressure of 2500 p.s.f. required to support the foundations of this pool structure and wooden deck.

Sincerely,
GFA INTERNATIONAL

Frederick G. Kaub, P.G. 3/11/99
Registered Geologist # 1344
State of Florida

John F. Desnoyers, P.E. 3/11/99
Registered Engineer # 47885
State of Florida

FGK. JFD/aw

Environmental
Geotechnical
Materials Testing
Threshold Inspections

Corporate Office
442 N.W. 20th Street
Boca Raton, Florida 33431
(561) 347-0070
(561) 347-0009 Fax
Web site: www.gfa-intl.com

Gulf Coast Office
3763 S.E. Independence Cir.
Fort Myers, Florida 33912
(941) 479-2411
(941) 479-3438 Fax

Central Florida Office
4220 S. Orange Blossom Trail
Suite 400B
Orlando, Florida 32809
(407) 853-6422
(407) 853-6021 Fax

000264

GENERAL NOTES

1. [illegible] PER POOL SHALL BE [illegible] PER 24 DAY COMPREHENSIVE STANDARD.
2. [illegible] PER POOL DECK SHALL BE [illegible] PER.
3. ALL [illegible] CONSTRUCTION SHALL BE FULLY IN THE [illegible] OF THE SOUTH FLORIDA BUILDING CODE, [illegible] CODE, [illegible] ENGINEERING CODE.
4. REINFORCING STEEL SHALL COMPLY WITH ASTM 615 GRADE 40.
5. THE POOL AND DECK SHALL BEAR ONLY ON CLEAN SANDY OR ROCK. ALL CONTROL HOLES OR HOLES ENCOUNTERED ON EXCAVATION SHALL BE REPORTED TO THE ENGINEER AND BACKFILLED WITH ROCK. SAND FOR BEARING CAPACITY IS REQUIRED.
6. OWNER AND CONTRACTOR SHALL VERIFY POOL LADDER AND ALL DIMENSIONS. NOTIFY ENGINEER OF ANY CHANGES AND OBTAIN REVISED PLANS FOR CHANGES.
7. ALL HOSE BIBBS SHALL HAVE VACUUM BREAKERS.
8. NO OVERHEAD WIRES WITHIN 15' OF POOL.
9. ELECTRICAL EQUIPMENT WIRING AND INSTALLATION SHALL CONFORM WITH THE 1996 EDITION OF THE NATIONAL ELECTRICAL CODE, THE NATIONAL FIRE PROTECTION ASSOCIATION AND SHALL COMPLY WITH APPLICABLE LOCAL CODES.
10. THE HEIGHT OF RAILING ON THE LADDER ABOVE DECK SHALL BE PER HANDRAILS SPECIFICATIONS (3 RING TYPE) 30" TO HIGH.
11. ALL P.V.C. PIPE SHALL BE REQUIRED A 40 (SCHEDULE 80 WHERE REQUIRED BY LOCAL CODE) AND BE FIRMLY BONDED WITH THE MANUFACTURER'S PIPE AND THE NSF-PW LOGICY COALLARD PIPE. PIPE SHALL BE IN EXCESS OF THE EXTERNAL PRESSURES ON THE INSTALLED PIPE. LAP SHALL BE FITTINGS ARE NOT PERMITTED ON SUCTION PIPING TORE THAN 30" BELOW GRADE.
12. ALL FLOW CONTROL VALVES LOCATED PROFESSIONAL CONTROL TYPE (GATE VALVES AND NOT ACCEPTABLE) WITH THE PUMPS / RETURN FROM DRAIN AND SERVICE OVERFLOW SYSTEM. LINES SHALL EACH HAVE VALVES DESIGNED FOR PROFESSIONAL FLOW.
13. CLEARANCE FOR ALL FLOW METERS SHALL BE AS RECOMMENDED BY THE MANUFACTURER.
14. IF NIGHT SWIMMING IS PERMITTED, AN AREA LIGHTING PLAN SHALL BE SUBMITTED TO THE HEALTH DEPARTMENT FOR APPROVAL AND SHALL PROVIDE AT LEAST 3 FOOT CANDLES OF ILLUMINATION AT THE WATER AND DECK LEVEL.
15. ALL [illegible] SHALL [illegible]
16. FLOORS OF SANITARY FACILITIES ARE TO BE CONSTRUCTED OF CONCRETE OR OTHER IMPERVIOUS MATERIAL AND HAVE A SMOOTH SLIP RESISTANT SURFACE. A HOSE BIBB WITH A VACUUM BREAKER MUST BE PROVIDED WITHIN EACH FACILITY. (SLOPE FLOORS PER PROPER DRAINAGE TO FLOOR DRAIN) (TILE MUST BE PRE-APPROVED PRIOR TO INSTALLATION) THE INTERSECTION BETWEEN THE FLOOR AND WALLS MUST BE COVED. DIRECT ACCESS TO FACILITIES SHALL BE PROVIDED FOR BATHERS AT GRADE PROVIDE 4'-0" WIDE ARE NOT VISIBLE FROM ANY PORTION OF THE POOL DECK. SIGNS MUST BE POSTED SHOWING DIRECTIONS TO THE FACILITIES. THESE DIRECTIONS SHALL BE LEGIBLE FROM ANY PORTION OF THE POOL DECK. THE LETTERS SHALL BE A HEIGHT OF ONE INCH HIGH.
17. [illegible] FACILITIES ARE TO BE CONSTRUCTED OF NON-ABSORBENT MATERIAL FOR THE FIRST 5' OF THE BALKWAY AND SHALL HAVE A SLIP RESISTANT FINISH.
18. THE DEPTH AT THE DEEPEST POINT/MAIN DRAIN GRATE SHALL NOT DEVIATE MORE THAN 3 INCHES FROM THE SIDE SHALL DEPTH INDICATED BY DEPTH MARKERS AT THAT LOCATION.
19. THE POOL SHALL BE LIGHT IN COLOR WITH A SMOOTH, SLIP RESISTANT FINISH.
20. THE UPPER PART OF THE POOL WALLS (FIRST 3 FEET) SHALL BE WITHIN 5 DEGREES OF VERTICAL FOR AT LEAST 2'-6" OVER 5 FEET OF DEPTH WITHIN 5 DEGREES OF VERTICAL FOR A FINISH DEPTH SMALL TO THE POOL DEPTH FROM 7'-6" AND THE RADIUS JOINING THESE UPPER SECTIONS TO THE FLOOR SHALL NOT EXCEED 3'-6".
21. PROVISIONS SHALL BE MADE FOR THE STORAGE OF CHEMICALS UNDER ROOF AND PROTECT FROM ACCESS BY UNAUTHORIZED PERSONS.
22. FIN. 4" HIGH TILE DEPTH MARKERS WITH COLOR CONTRASTING TO THE BACKGROUND SHALL BE LOCATED ON BOTH SIDES OF THE POOL AT THE SHALLOW END, SLOPE BREAK, DEEP END WALL AND DEEP POINT WITH A FINISH PERIMETER OVERLAP BETWEEN DEPTH MARKERS OF 25 FEET. LOCATE AT OR ABOVE THE WATER LEVEL ON THE WALL OF THE POOL AND AT THE EDGE OF THE DECK WITHIN 3 FEET OF THE POOL BARRIER (OR ON BACK OF CURB) FT. AND 3ft. MARKERS SHALL BE PROVIDED FOR DEPTH MARKERS AND SHALL BE A FIN. OF 4" HIGH. ALL TILE ON HORIZONTAL SURFACES TO HAVE SLIP RESISTANT FINISH.
23. THE FILTER ROOM SHALL NOT BE USED FOR STORAGE OF CHEMICALS OR FOR THE STORAGE OF OTHER ITEMS TO THE EXTENT THAT FILTER ROOM IS PRIMARILY FOR INSPECTION OR OPERATION OF THE FILTER SYSTEM AND SHALL BE LIMITED TO PROVIDE A MINIMUM OF 30 FOOT CANDLES OF ILLUMINATION AT THE FLOOR LEVEL AND SHALL BE PROTECTED FROM ACCESS BY UNAUTHORIZED PERSONS.
24. GROUND ALL ELECTRICAL BOXES, LADDERS, HANDRAILS, LIGHTS, FIXTURES, ECT. ASSOCIATED WITH POOL UPS WITH CODES CONFORMING TO THE NEC.
25. LIFE SAVING EQUIPMENT SHALL CONSIST OF ONE (1) ONE SHEPHERD'S HOOK, ONE FIBRE POLE FOR 15' IN LENGTH ONE (1) ONE 18" LIFE RING WITH 50' ROPE.
26. FIRST AID EQUIPMENT SHALL BE AVAILABLE FOR USE IN CONNECTION WITH INJURIES WHICH MAY OCCUR IN THE POOL OR ON THE DECK.
27. CLEANING EQUIPMENT SHALL CONSIST OF 5' VACUUM CLEANER WITH FLEXIBLE PLASTIC HOSE 10' WALL BRUSH AND ALUMINUM POLE 10' EXTENDABLE HANDLE.
28. POOL RULES AND REGULATIONS FOR BATHERS SHALL BE POSTED NEAR POOL SIDE AND LEGIBLE FROM THE POOL DECK. LETTERING SHALL BE A FIN 1" IN HEIGHT. EXCEPT NO DIVING LETTERS SHALL BE A FIN OF 2" IN HEIGHT AND SHALL CONTAIN THE FOLLOWING.
   1. NO ANIMALS IN POOL OR ON POOL DECK.
   2. NO FOOD, GLASS OR DRINK IN POOL OR ON POOL DECK.
   3. SHOWER BEFORE ENTERING POOL.
   4. SUNBAKE LOUD [illegible] PERMITTED.
   5. POOL HOURS DAWN TILL DUSK.
   6. NO DIVING ALLOWED.

POOL UPLIFT CALCULATIONS

FLOOD GRADE ELEVATION	+8.0' NGVD
TOP / POOL ELEVATION	+8.0' NGVD
BOTTOM/POOL ELEV.	+2.0' NGVD
HYDROSTATIC HEAD	6 FT
HYDRO VALVE GRADE	2 FT
NET HYDROSTATIC HEAD =	4 FT.

HAS 21" THICK FLOOR.

SOIL [illegible] 4/5/99

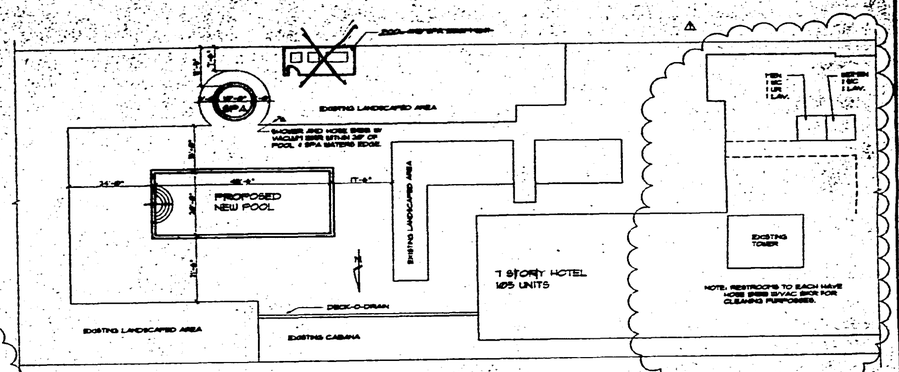

SITE PLAN

SCALE: 1/8" = 1'-0"

RECEIVED
MAR 22 1999
DADE COUNTY HEALTH

DESIGN REVIEW BOARD
BOARD APPROVAL: 9212
DIRECTOR APPROVAL: ____
APPROVED WITH CONDITIONS: ____
NOT APPROVED: ____
DATE: 7/5/99
BY: [illegible]

NOTE: A POOL CLOSED SIGN MUST BE CONSPICUOUSLY PLACED NEAR THE ENTRANCE OF POOL. THIS SIGN SHALL BE PLACED EACH DAY NO LATER THAN ONE HALF HOUR BEFORE SUNSET AND SHALL NOT BE REMOVED EARLIER THAN ONE HALF HOUR AFTER SUNRISE. THE LETTERING MUST BE A MINIMUM OF 1/2" HIGH WITH A CONTRASTING BACKGROUND COLOR OF THE SIGN STATING "POOL CLOSED"

REVISIONS 3-11-99

OFFICE COPY
CITY OF MIAMI BEACH
APPROVED FOR PERMIT BY THE FOLLOWING:

BUILDING:	[illegible]
ZONING:	CAE 4-5-99
PLUMBING:	4/6/99
ELECTRICAL:	4/9/99
MECHANICAL:	
FIRE PREVENTION:	
ENGINEERING:	4/9/99
PUBLIC WORKS:	4/9/99
STRUCTURAL:	
ACCESSIBILITY:	
ELEVATOR:	

WASTE MUST GO TO WEST

POOL 4/9/99

APPROVED
STATE OF FLORIDA
DEPARTMENT OF HEALTH
DADE COUNTY HEALTH DEPARTMENT
ENVIRONMENTAL HEALTH
Serial No. 1399SP3575
MAR 24 1999
Date
THIS APPROVAL DOES NOT INDICATE TO COMPLY STRUCTURAL DESIGN

WYNDHAM GARDEN HOTEL
4385 COLLINS AVE.
MIAMI BEACH, FLORIDA

DATE: 3-10-99	HORNER CONSULTING ENGINEERS, INC.
AGENDA:	1100 Washington Avenue
NORTHWEST	Miami Beach, Florida 33139
MANUEL MAGE P.E. #23000 SMA #99000	SHEET 1 OF 4

0000265

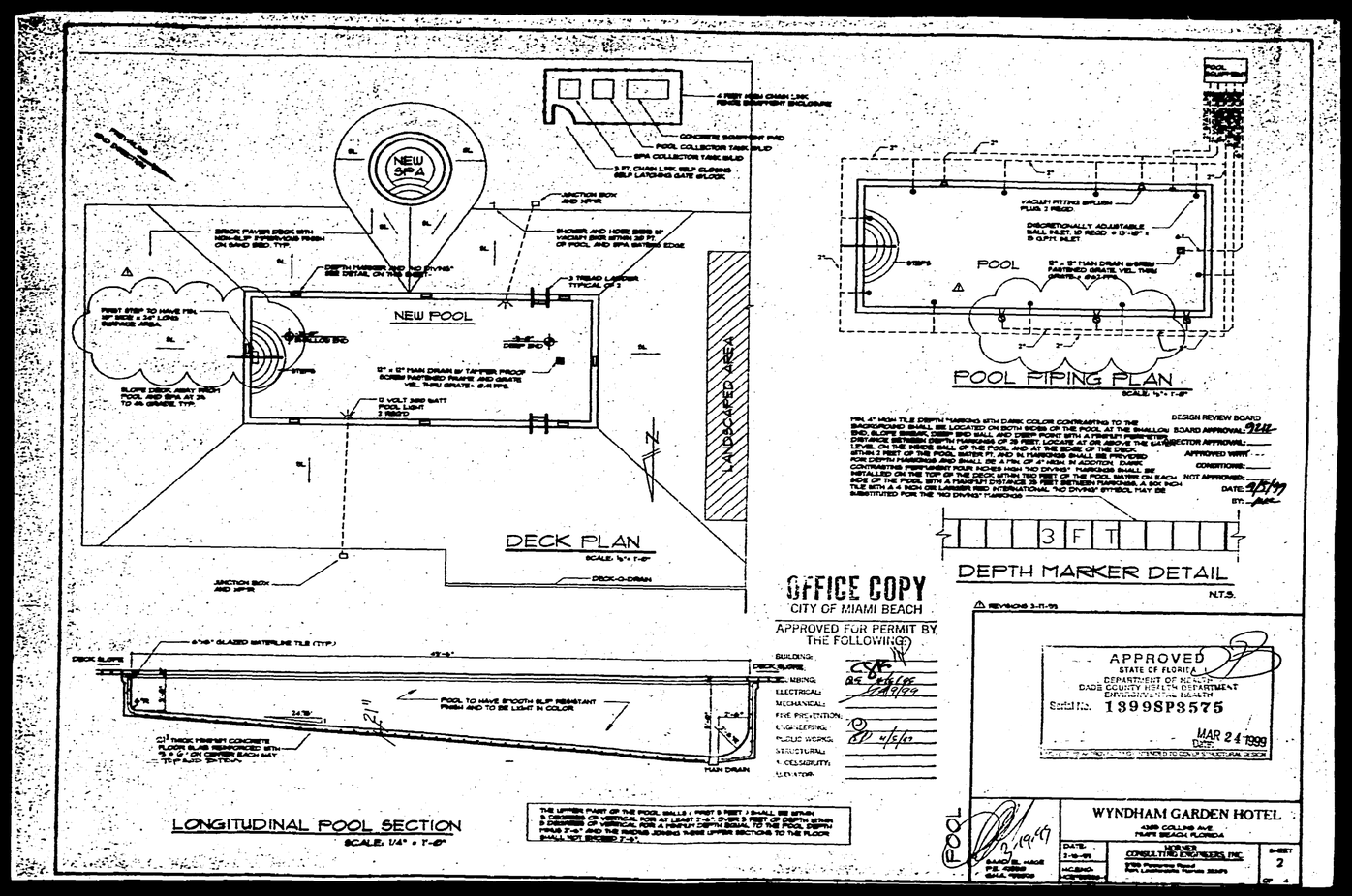
NEW SPA
NEW POOL
DECK PLAN
POOL PIPING PLAN
POOL
DEPTH MARKER DETAIL
3 F T
LONGITUDINAL POOL SECTION
OFFICE COPY
CITY OF MIAMI BEACH
APPROVED FOR PERMIT BY THE FOLLOWING:
BUILDING:
ELECTRICAL:
MECHANICAL:
FIRE PREVENTION:
ENGINEERING:
PUBLIC WORKS:
STRUCTURAL:
ELEVATOR:
DESIGN REVIEW BOARD
BOARD APPROVAL:
DIRECTOR APPROVAL:
APPROVED WITH
CONDITIONS:
NOT APPROVED:
DATE:
BY:
APPROVED
STATE OF FLORIDA
DEPARTMENT OF HEALTH
DADE COUNTY HEALTH DEPARTMENT
ENVIRONMENTAL HEALTH
Serial No. 1399SP3575
MAR 24 1999
DATE
WYNDHAM GARDEN HOTEL
4299 COLLINS AVE
MIAMI BEACH, FLORIDA
CONSULTING ENGINEERS, INC.
SHEET 2 OF 4

00002665

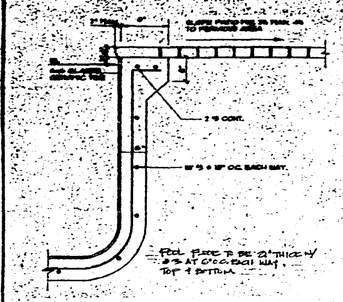

REINFORCING DETAIL

N.T.S.

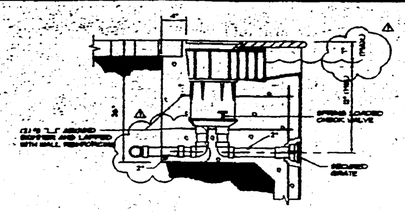

SKIMMER DETAIL (N.S.F. APPROVED)

N.T.S.

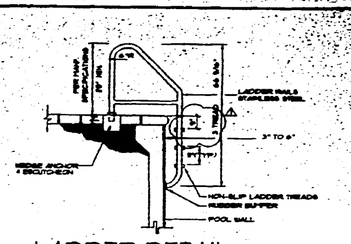

LADDER DETAIL

N.T.S.

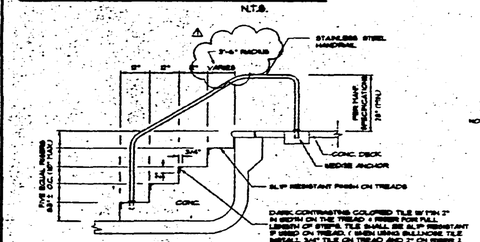

STEP DETAIL

N.T.S.

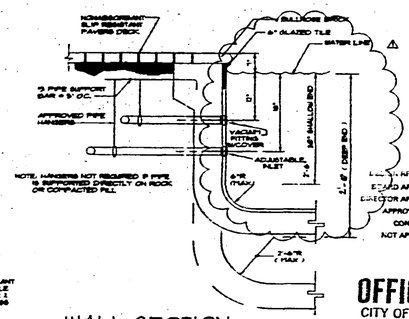

WALL SECTION

N.T.S.

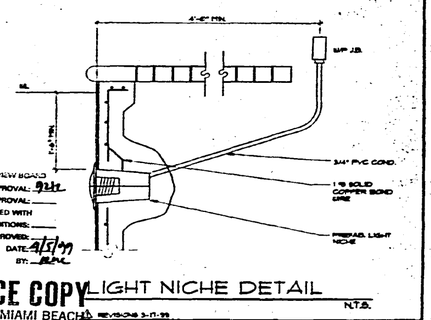

LIGHT NICHE DETAIL

N.T.S.

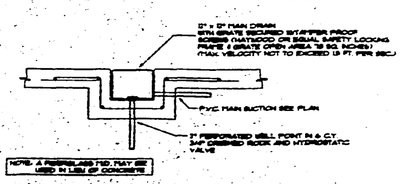

MAIN DRAIN DETAIL

N.T.S.

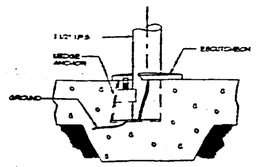

WEDGE ANCHOR DETAIL

N.T.S.

OFFICE COPY
CITY OF MIAMI BEACH

APPROVED FOR PERMIT BY THE FOLLOWING:

BUILDING:
ZONING:
PLUMBING:
ELECTRICAL:
MECHANICAL:
FIRE PREVENTION:
ENGINEERING:
PUBLIC WORKS:
STRUCTURAL:
ACCESSIBILITY:
ELEVATOR:

APPROVED
STATE OF FLORIDA
DEPARTMENT OF HEALTH
DADE COUNTY HEALTH DEPARTMENT
ENVIRONMENTAL HEALTH
Serial No. 1399SP3575
MAR 24 1999

POOL

WYNDHAM GARDEN HOTEL
4385 COLLINS AVE
MIAMI BEACH, FLORIDA

DATE 7-16-98
SHEET 3

00002567

POOL EQUIPMENT SCHEDULE

QUANTITY	ITEM	MANUFACTURER	MODEL NO.	SIZE	DESCRIPTION
1	MAIN DRAIN, [illegible] & grates	[illegible]	[illegible]	6" x 6"	
2	2 HP, [illegible] PUMP w/motor + LINT STRAINER	[illegible]	[illegible]	[illegible]	[illegible]
1	4[illegible] GALLON FEED GAGE	[illegible]	[illegible]	[illegible]	[illegible]
1	2" [illegible]	[illegible]	[illegible]	[illegible]	[illegible]
1	[illegible]	[illegible]	[illegible]	[illegible]	[illegible]
1	[illegible]	[illegible]	[illegible]		
10	1 ½ SILKY [illegible]	[illegible]	[illegible]		
2	2" [illegible]	[illegible]	[illegible]		
1	[illegible] FITTING	[illegible]	[illegible]	6"-40" PSI	
1	COLLECTOR TANK	[illegible]	[illegible]	300 GALLON	
2	LINT HOOK	AMERICAN P.	[illegible]		
2	LINT SVEND BLOW WATER CUT OFF	AMERICAN P.			
1	6ft HANDRAIL	[illegible]			
1	[illegible]	[illegible]			
1	[illegible]	AQUALITY	[illegible]		
1	LIFE RING [illegible]	AQUALITY	[illegible]	USCG APPROVED	
2	TRANSFORMER 240 VOLT	LUSH	[illegible]	300 WATT	

POOL HYDRAULICS

ITEM	GPM	PIPE	VELOCITY
MAIN DRAIN TO COLLECTOR TANK	50	6"	1.7
SKIMMER TO PUMP	50	3"	3.9
SKIMMER TO PUMP	---	2"	---
PUMP SUCTION	50	4"	2.19
RETURN	50	3"	6.24
RETURN	---	2"	---

POOL DATA

UNIT SERVED	-
SIZE	30' x 40'-0"
AREA	[illegible] S.F.
DEPTH	3' TO 6'
VOLUME	36844 GALLON
PERIMETER	135 L.F.
TURNOVER	3.5 HRS.
FLOW RATE	50 G.P.M.
BATHING LOAD	30

EQUIPMENT NOTES

1. FLOOR SHALL BE NON ABSORBANT, SLIP RESISTANT & SLOPED FOR DRAINAGE.
2. ALL EQUIPMENT SHALL BE ACCEPTABLE AND DESIGNED FOR OUT DOOR USE.
3. ALL PIPING SHALL BE PAINTED TO PROTECT IT FROM U.V. RAYS.
4. EQUIPMENT AREA SHALL BE ENCLOSED BY 4' CHAIN LINK FENCE W/ SELF CLOSING, SELF LATCHING GATE W/PADLOCK LOCKING DEVICE.
5. MATERIAL USED FOR [illegible] SHALL BE NON-TOXIC AND ACCEPTABLE FOR [illegible]
6. [illegible] OF LIGHTING SHALL BE PROVIDED AT EQUIPMENT LOCATION.
7. A HOME [illegible] BREAKER SHALL BE PROVIDED IN EQUIPMENT ROOM.

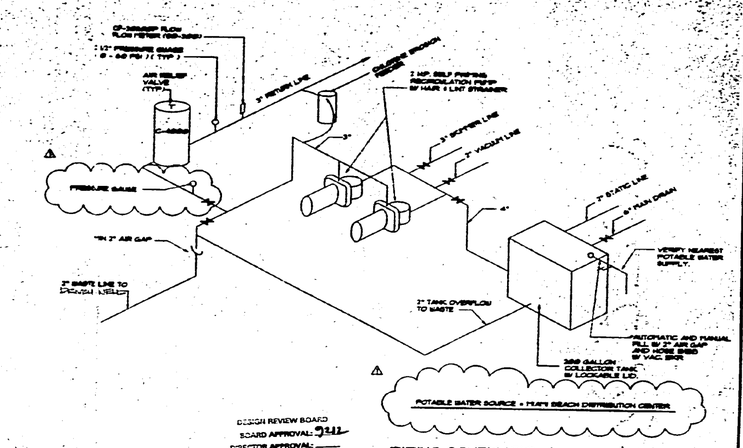

PIPING SCHEMATIC

N.T.S.

VALVE LEGEND	
GATE VALVE	⋈
PROPORTIONAL FLOW VALVE	⋈

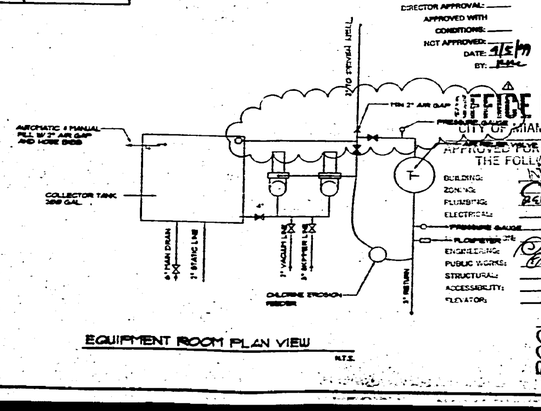

EQUIPMENT ROOM PLAN VIEW

N.T.S.

DESIGN REVIEW BOARD
BOARD APPROVAL: 9/21
DIRECTOR APPROVAL: ____
APPROVED WITH CONDITIONS: ____
NOT APPROVED: ____
DATE: 9/15/99
BY: [illegible]

OFFICE COPY
[illegible] 3-11-99
CITY OF MIAMI BEACH
APPROVED FOR PERMIT BY THE FOLLOWING:
BUILDING: NE
ZONING: [illegible]
PLUMBING: [illegible] 4/6/99
ELECTRICAL: ____
PRESSURE GAUGE: ____
PLANNING: [illegible]
ENGINEERING: [illegible]
PUBLIC WORKS: [illegible] 4/6/99
STRUCTURAL: ____
ACCESSIBILITY: ____
ELEVATOR: ____

APPROVED
STATE OF FLORIDA
DEPARTMENT OF HEALTH
DADE COUNTY HEALTH DEPARTMENT
ENVIRONMENTAL HEALTH
Control No. 1399SP3575
MAR 24 1999
VALID AS LONG AS INTENDED TO COMPLY WITH CURRENT CODES

POOL
[illegible] 3/19/99
SIGNATURE, NAME
PE 49869
GA.A. 1000204

WYNDHAM GARDEN HOTEL
4299 COLLINS AVE
MIAMI BEACH, FLORIDA

DATE: 2-10-99	MORRIS CONSULTING ENGINEERS, INC.	SHEET 4
HCE NO.		

000268

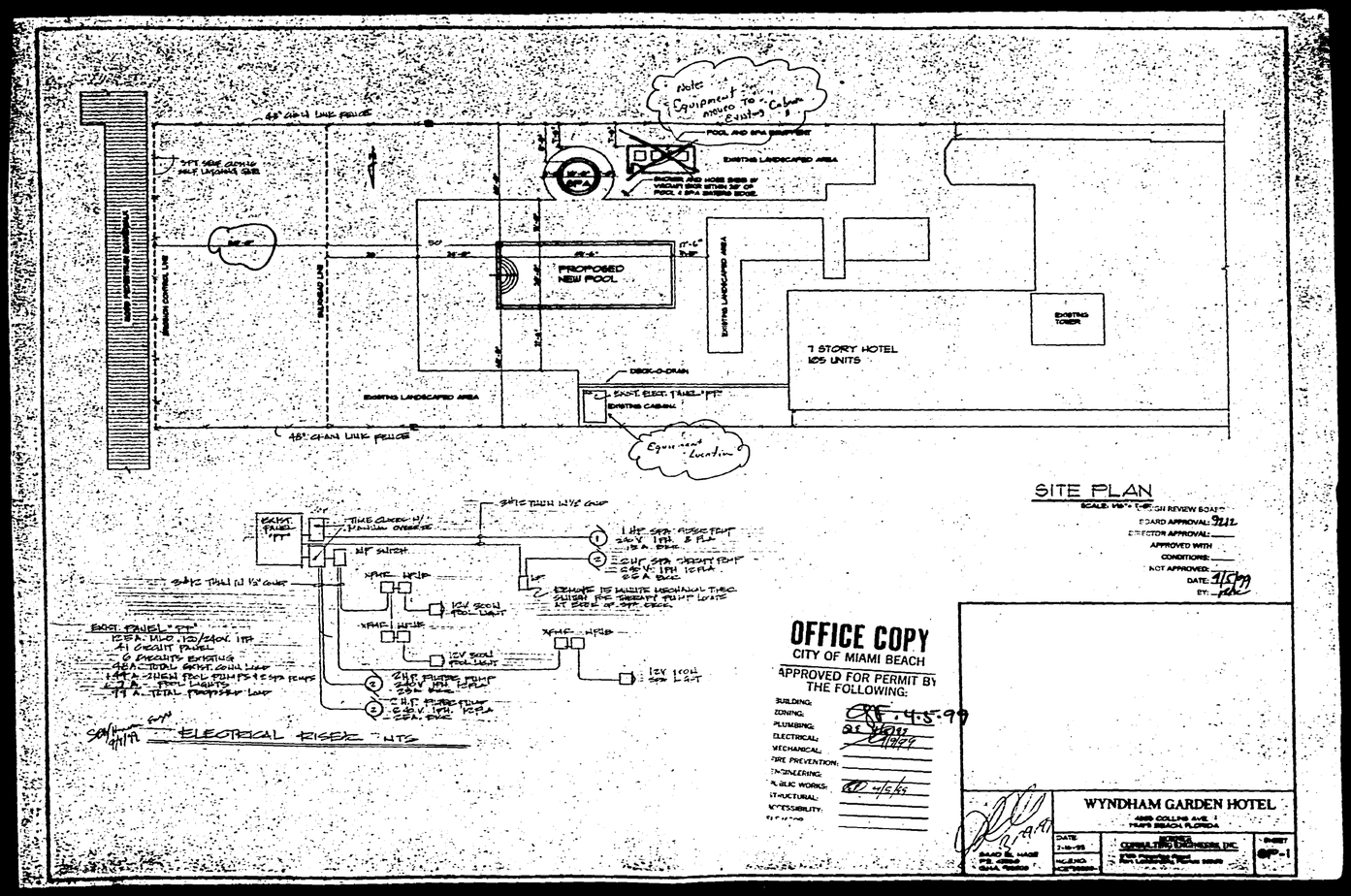
48" CHAIN LINK FENCE
PROPOSED NEW POOL
EXISTING LANDSCAPED AREA
7 STORY HOTEL
125 UNITS
EXISTING TOWER
DECK-O-DRAIN
EXISTING CABANA
SITE PLAN
BOARD APPROVAL: 9/22
DIRECTOR APPROVAL:
APPROVED WITH
CONDITIONS:
NOT APPROVED:
DATE: 3/15/99
BY:
OFFICE COPY
CITY OF MIAMI BEACH
APPROVED FOR PERMIT BY
THE FOLLOWING:
BUILDING:
ZONING:
PLUMBING:
ELECTRICAL:
MECHANICAL:
FIRE PREVENTION:
ENGINEERING:
PUBLIC WORKS:
STRUCTURAL:
ACCESSIBILITY:
ELECTRICAL RISER
WYNDHAM GARDEN HOTEL
CONSULTING ENGINEERS, INC.
SP-1

000269

GENERAL NOTES

[illegible]

[illegible]

[illegible]

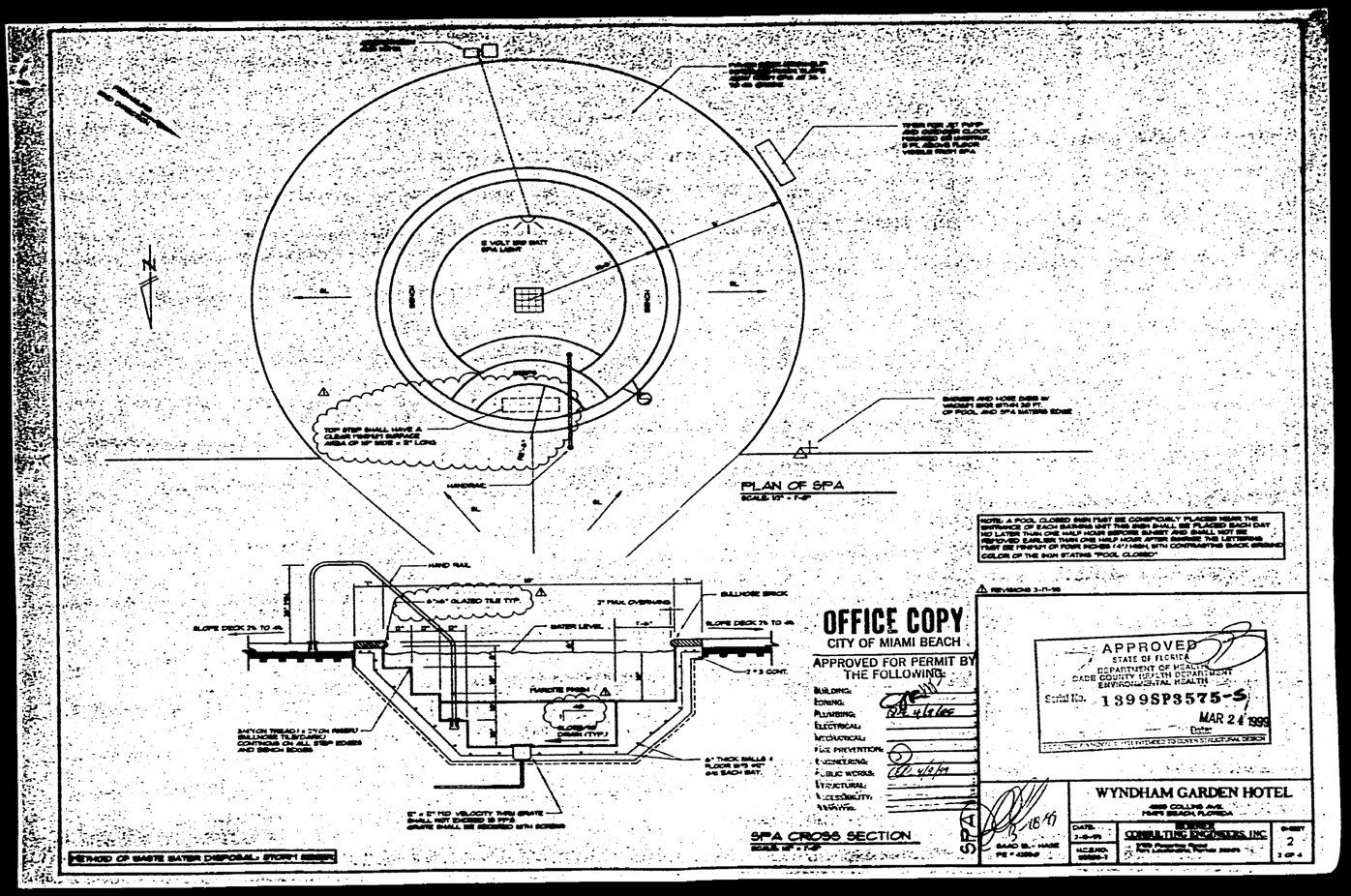

NOTE: A POOL CLOSED SIGN MUST BE CONSPICUOUSLY PLACED NEAR THE ENTRANCE OF EACH SWIMMING UNIT THIS SIGN SHALL BE PLACED EACH DAY NO LATER THAN ONE HALF HOUR BEFORE SUNSET AND SHALL NOT BE REMOVED EARLIER THAN ONE HALF HOUR AFTER SUNRISE THE LETTERING MUST BE MINIMUM OF FOUR INCHES (4") HIGH, WITH CONTRASTING BACK GROUND COLOR OF THE SIGN STATING "POOL CLOSED"

REVISIONS 3-11-99

OFFICE COPY
CITY OF MIAMI BEACH

APPROVED FOR PERMIT BY THE FOLLOWING:

BUILDING:
ZONING: 4/6/99
PLUMBING:
ELECTRICAL:
MECHANICAL:
FIRE PREVENTION:
ENGINEERING:
PUBLIC WORKS: 4/6/99
STRUCTURAL:
ACCESSIBILITY:
REVIEWS:

APPROVED
STATE OF FLORIDA
DEPARTMENT OF HEALTH
DADE COUNTY HEALTH DEPARTMENT
ENVIRONMENTAL HEALTH
Serial No. 1399SP3575-S
MAR 24 1999
Date
REVIEW APPROVAL IS NOT INTENDED TO COVER STRUCTURAL DESIGN

WYNDHAM GARDEN HOTEL
225 COLLINS AVE.
MIAMI BEACH, FLORIDA

DATE: 3-8-99
M.C.B.NO. 99SP-3

DESIGNER: CONSULTING ENGINEERS, INC.
1101 Alcazar Road
Coral Gables, Florida 33146

SHEET 2 OF 4

00002711

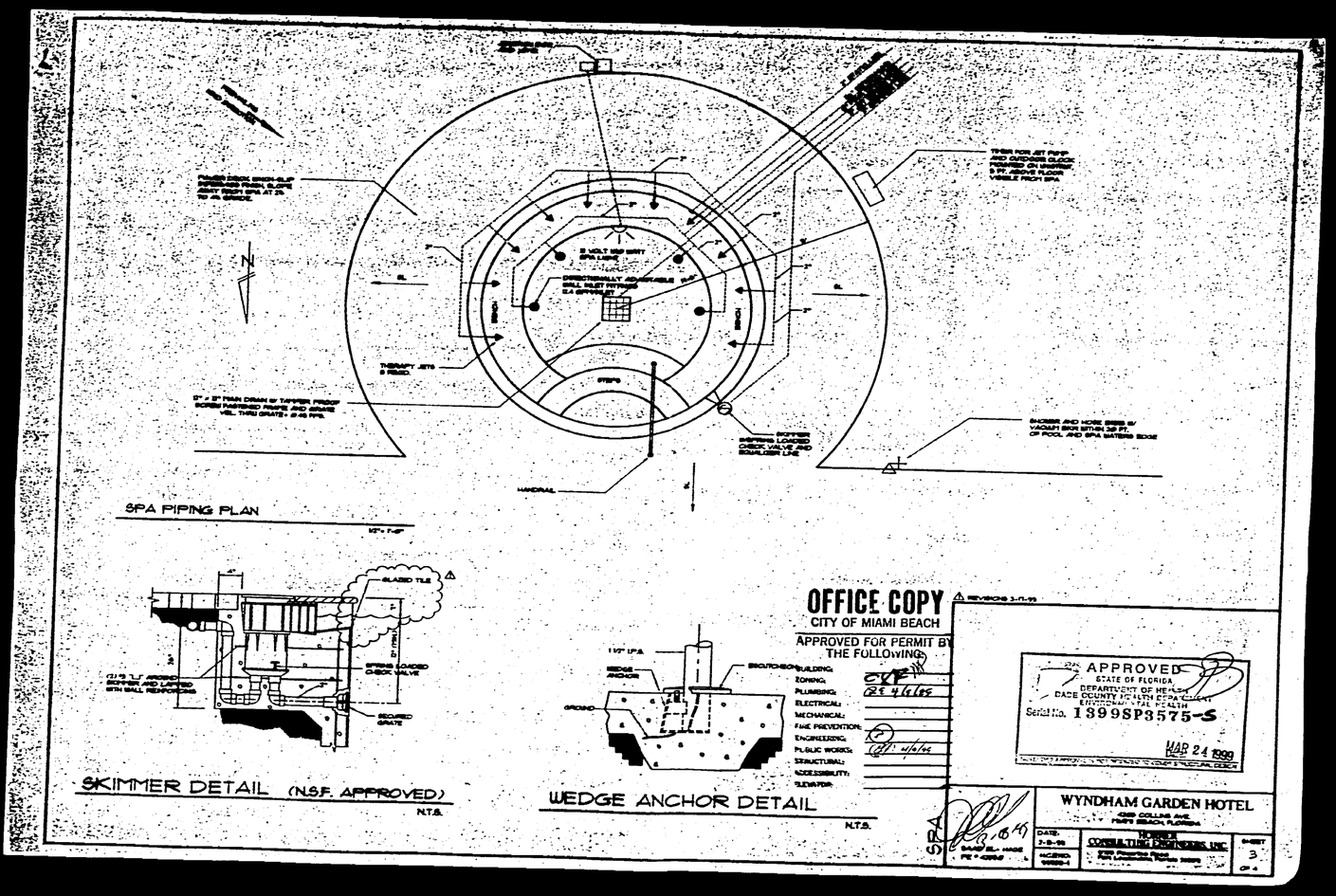
SPA PIPING PLAN
SKIMMER DETAIL (N.S.F. APPROVED)
N.T.S.
WEDGE ANCHOR DETAIL
N.T.S.
OFFICE COPY
CITY OF MIAMI BEACH
APPROVED FOR PERMIT BY
THE FOLLOWING
BUILDING:
ZONING:
PLUMBING:
ELECTRICAL:
MECHANICAL:
FIRE PREVENTION:
ENGINEERING:
PUBLIC WORKS:
STRUCTURAL:
ACCESSIBILITY:
SUPERVISOR:
APPROVED
STATE OF FLORIDA
DEPARTMENT OF HEALTH
DADE COUNTY HEALTH DEPARTMENT
ENVIRONMENTAL HEALTH
Serial No. 1399SP3575-S
MAR 24 1999
WYNDHAM GARDEN HOTEL
4299 COLLINS AVE.
MIAMI BEACH, FLORIDA
CONSULTING ENGINEERS, INC.
DATE: 7-9-98
SHEET 3 OF 4
SPA

0000272

SPA EQUIPMENT SCHEDULE

[illegible]	[illegible]	[illegible]	[illegible]	[illegible]

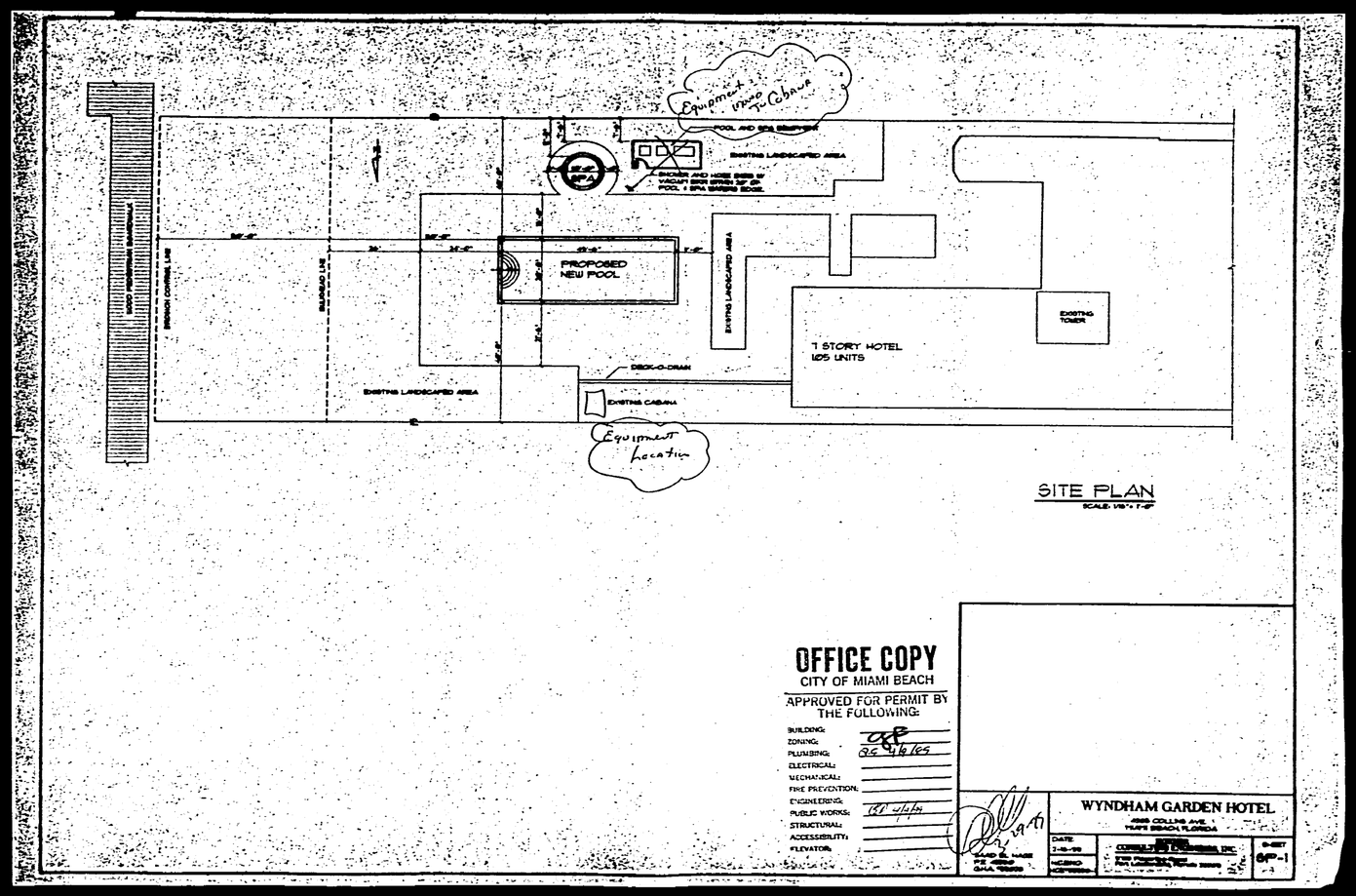
Equipment room To Cabana
POOL AND SPA SKIMMERS
EXISTING LANDSCAPED AREA
SPA
SHOWER AND HOSE BIBS BY VACUUM BREAKERS 30" OR POOL & SPA SKIMMING EDGE.
PROPOSED NEW POOL
EXISTING LANDSCAPED AREA
EXISTING TOWER
1 STORY HOTEL
105 UNITS
DECK-O-DRAIN
EXISTING CABANA
EXISTING LANDSCAPED AREA
Equipment Location
SITE PLAN
OFFICE COPY
CITY OF MIAMI BEACH
APPROVED FOR PERMIT BY THE FOLLOWING:
BUILDING:
ZONING:
PLUMBING:
ELECTRICAL:
MECHANICAL:
FIRE PREVENTION:
ENGINEERING:
PUBLIC WORKS:
STRUCTURAL:
ACCESSIBILITY:
ELEVATOR:
WYNDHAM GARDEN HOTEL
DATE
SHEET
SP-1

000274