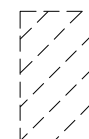










KEY NOTES

LEGEND

-  AREA OF DEMOLITION
-  KEY NOTE - SEE ABOVE FOR REFERENCE
-  WALL TYPE - SEE SHEET A.6.0
-  DOOR TYPE - SEE SHEET A.10.0
-  EQUIPMENT SYMBOL - SEE SCHEDULE
-  NEW PARTITION - SEE WALL TYPES
-  EXIST. GYP. BD. PARTITION - SEE WALL TYPES
-  EXIST. CMU PARTITION - SEE WALL TYPES
-  EXIST. CONC. COLUMN OR WALL
SEE WALL TYPES

SHEET NOTES

- ALL CONTRACTORS SHALL FIELD MEASURE AND VERIFY ALL DIMENSIONS.
- ALL CONTRACTORS SHALL COMPLY WITH APPLICABLE LOCAL, STATE AND FEDERAL BUILDING CODES.
- APPLICABLE PERMIT SHALL BE POSTED ON SITE AT ALL TIMES.
- GC TO PROVIDE SHOP DRAWINGS FOR ALL SPECIALTY WORK, INCLUDING BUT NOT LIMITED TO WINDOWS, STEEL, MILLWORK ETC.
- ALL WORK TO COMPLY WITH:
FLORIDA BUILDING CODE 2014, FLORIDA ACCESSIBILITY CODE 2014, NFPA 70 - NATIONAL ELECTRICAL CODE, FLORIDA FIRE PREVENTION CODE 2012 EDITION, NFPA 101 LIFE SAFETY CODE, NFPA 72 NATIONAL FIRE ALARM CODE.

