



**Elections**  
2700 NW 87th Avenue  
Miami, Florida 33172  
T 305-499-8683 F 305-499-8547  
TTY: 305-499-8480

[miamidade.gov](http://miamidade.gov)

## CERTIFICATION


STATE OF FLORIDA)


COUNTY OF MIAMI-DADE)

I, Christina White, Supervisor of Elections for Miami-Dade County, Florida, do hereby certify that the attached is a true and correct copy of the Official Results for the municipal office listed below in the **Miami Beach General and Special Elections** conducted on November 7, 2017:


**Mayor**  
**Group II – Commissioner**  
**Group III - Commissioner**  
**Proposals**

WITNESS MY HAND AND  
OFFICIAL SEAL, AT MIAMI,  
MIAMI-DADE COUNTY, FLORIDA,  
ON THIS 9<sup>th</sup> DAY OF NOVEMBER, 2017

  
\_\_\_\_\_  
Christina White  
Supervisor of Elections  
Miami-Dade County



Enclosure



MIAMI BEACH

Fall Municipal Election  
November 7, 2017  
Miami-Dade County, FL

OFFICIAL RESULTS

Run Date: 11/09/17 05:46 PM

Report EL45A Page 001

	TOTAL VOTES	%	ED OSS	ED IVO	VBM	EV OSS	EV IVO	PROV
PRECINCTS COUNTED (OF 24)	24	100.00						
REGISTERED VOTERS - TOTAL	45,689							
BALLOTS CAST - TOTAL	12,064	26.40	4,551	0	4,408	3,100	0	5
VOTER TURNOUT - TOTAL								
MIAMI BEACH: MAYOR								
Vote for 1								
Kenneth R. Bereski II	539	4.71	216	0	206	117	0	0
Dan Geilber	9,429	82.38	3,472	0	3,457	2,497	0	3
Daniel Kahn	671	5.86	273	0	240	158	0	0
June E. Savage	807	7.05	323	0	289	194	0	1
Total	11,446		4,284	0	4,192	2,966	0	4
Over Votes	7		2	0	5	0	0	0
Under Votes	611		265	0	211	134	0	1

MIAMI BEACH: GROUP II - COMMISSIONER

Vote for 1								
Mark Samuelian	7,539	67.83	2,881	0	2,569	2,085	0	4
Rafael A. Velasquez	3,576	32.17	1,236	0	1,523	817	0	0
Total	11,115		4,117	0	4,092	2,902	0	4
Over Votes	10		4	0	5	1	0	0
Under Votes	939		430	0	311	197	0	1

MIAMI BEACH: GROUP III - COMMISSIONER

Vote for 1								
Michael Gongora	7,284	64.82	2,719	0	2,630	1,931	0	4
Adrian Gonzalez	3,954	35.18	1,500	0	1,442	1,011	0	1
Total	11,238		4,219	0	4,072	2,942	0	5
Over Votes	12		2	0	8	2	0	0
Under Votes	814		330	0	328	156	0	0

MIAMI BEACH: ALCOHOLIC BEVERAGE SALES TIME

Vote for 1								
Yes/Sp/Wi	4,184	35.33	1,310	0	1,811	1,062	0	1
No/No/Non	7,658	64.67	3,165	0	2,487	2,002	0	4
Total	11,842		4,475	0	4,298	3,064	0	5
Over Votes	13		2	0	11	0	0	0
Under Votes	209		74	0	99	36	0	0

MIAMI BEACH: FLOOR AREA RATIO INCREASE

Vote for 1								
Yes/Sp/Wi	6,631	58.64	2,613	0	2,210	1,806	0	2
No/No/Non	4,677	41.36	1,650	0	1,838	1,187	0	2
Total	11,308		4,263	0	4,048	2,993	0	4
Over Votes	11		2	0	9	0	0	0
Under Votes	745		286	0	351	107	0	1

*(Handwritten signatures and date)*  
 11/9/17  
 [Signature]

*T. Markley*  
*7/21/17*

Fall Municipal Election  
 November 7, 2017  
 Miami-Dade County, FL

MIAMI BEACH

Run Date: 11/09/17 05:46 PM

Report EL30A Page 0110-01

0110 PRECINCT 011.0

	TOTAL VOTES	%	ED OSS	ED IVO	VBM	EV OSS	EV IVO	PROV
REGISTERED VOTERS - TOTAL	1,898							
BALLOTS CAST - TOTAL	474	24.97	172	0	0	173	0	0
VOTER TURNOUT - TOTAL						129		
MIAMI BEACH: MAYOR								
Vote for 1								
Kenneth R. Bereski II	20	4.42	8	0	0	6	0	0
Dan Gelber	363	80.31	129	0	0	133	0	0
Daniel Kahn	27	5.97	10	0	0	11	0	0
June E. Savage	42	9.29	12	0	0	12	0	0
Total	452		159	0	0	168	0	0
Over Votes	0		0	0	0	0	0	0
Under Votes	22		13	0	0	5	0	0

MIAMI BEACH: GROUP II - COMMISSIONER

Vote for 1								
Mark Samuelian	285	63.47	106	0	0	102	0	0
Rafael A. Velasquez	164	36.53	49	0	0	67	0	0
Total	449		155	0	0	169	0	0
Over Votes	0		0	0	0	0	0	0
Under Votes	25		17	0	0	4	0	0

MIAMI BEACH: GROUP III - COMMISSIONER

Vote for 1								
Michael Gongora	254	57.34	86	0	0	109	0	0
Adrian Gonzalez	189	42.66	71	0	0	56	0	0
Total	443		157	0	0	165	0	0
Over Votes	0		0	0	0	0	0	0
Under Votes	31		15	0	0	8	0	0

MIAMI BEACH: ALCOHOLIC BEVERAGE SALES TIME

Vote for 1								
Yes/Sp/Wi	134	29.26	37	0	0	57	0	0
No/No/Non	324	70.74	165	0	0	108	0	0
Total	458		202	0	0	165	0	0
Over Votes	3		0	0	0	3	0	0
Under Votes	13		7	0	0	5	0	0

MIAMI BEACH: FLOOR AREA RATIO INCREASE

Vote for 1								
Yes/Sp/Wi	239	53.59	79	0	0	82	0	0
No/No/Non	207	46.41	79	0	0	81	0	0
Total	446		158	0	0	163	0	0
Over Votes	0		0	0	0	0	0	0
Under Votes	28		14	0	0	10	0	0

MIAMI BEACH

Fall Municipal Election  
November 7, 2017  
Miami-Dade County, FL

OFFICIAL RESULTS

Run Date: 11/09/17 05:46 PM

Report EL30A Page 0130-01

0130 PRECINCT 013.0

REGISTERED VOTERS - TOTAL	TOTAL VOTES	%	ED OSS	ED IVO	VBM	EV OSS	EV IVO	PROV
BALLOTS CAST - TOTAL	2,391		175		0	172	0	
VOTER TURNOUT - TOTAL	546	22.84				198		1

MIAMI BEACH: MAYOR

Vote for 1	ED OSS	ED IVO	VBM	EV OSS	EV IVO	PROV
Kenneth R. Bereski II	11		0	14	0	0
Dan Geilber	114	7.36	0	115	0	0
Daniel Kahn	14	73.21	0	18	0	1
June E. Savage	15	9.41	0	22	0	0
Total	154	10.02	0	179	0	1
Over Votes	0		0	0	0	0
Under Votes	21		0	19	0	0

MIAMI BEACH: GROUP II - COMMISSIONER

Vote for 1	ED OSS	ED IVO	VBM	EV OSS	EV IVO	PROV
Mark Samuelian	85	56.94	0	83	0	1
Rafael A. Velasquez	69	43.06	0	73	0	0
Total	154		0	156	0	1
Over Votes	0		0	1	0	1
Under Votes	21		0	15	0	0

MIAMI BEACH: GROUP III - COMMISSIONER

Vote for 1	ED OSS	ED IVO	VBM	EV OSS	EV IVO	PROV
Michael Gongora	96	60.77	0	91	0	1
Adrian Gonzalez	58	39.23	0	66	0	0
Total	154		0	157	0	1
Over Votes	0		0	1	0	1
Under Votes	21		0	14	0	0

MIAMI BEACH: ALCOHOLIC BEVERAGE SALES TIME

Vote for 1	ED OSS	ED IVO	VBM	EV OSS	EV IVO	PROV
Yes/Sp/Wi	41	29.66	0	64	0	0
No/No/Non	129	70.34	0	100	0	1
Total	170		0	164	0	1
Over Votes	0		0	0	0	0
Under Votes	5		0	7	0	0

MIAMI BEACH: FLOOR AREA RATIO INCREASE

Vote for 1	ED OSS	ED IVO	VBM	EV OSS	EV IVO	PROV
Yes/Sp/Wi	69	52.10	0	81	0	0
No/No/Non	90	47.90	0	71	0	0
Total	159		0	152	0	0
Over Votes	0		0	1	0	0
Under Votes	16		0	19	0	1

MIAMI BEACH

Fall Municipal Election  
November 7, 2017  
Miami-Dade County, FL

OFFICIAL RESULTS

Run Date: 11/09/17 05:46 PM

Report EL30A Page 0140-01

0140 PRECINCT 014.0

	TOTAL VOTES	%	ED OSS	ED IVO	VBM	EV OSS	EV IVO	PROV
REGISTERED VOTERS - TOTAL	2,757		196	0	0	183	210	0
BALLOTS CAST - TOTAL	589	21.36						
VOTER TURNOUT - TOTAL								

MIAMI BEACH: MAYOR

Vote for 1								
Kenneth R. Bereski II	33	5.95	14	0	0	10	9	0
Dan Gelber	423	76.22	138	0	0	135	150	0
Daniel Kahn	41	7.39	10	0	0	11	20	0
June E. Savage	58	10.45	22	0	0	15	21	0
Total	555		184	0	0	171	200	0
Over Votes	1		0	0	0	1	0	0
Under Votes	33		12	0	0	11	10	0

MIAMI BEACH: GROUP II - COMMISSIONER

Vote for 1								
Mark Samuelian	318	57.61	98	0	0	88	132	0
Rafael A. Velasquez	234	42.39	80	0	0	84	70	0
Total	552		178	0	0	172	202	0
Over Votes	0		0	0	0	0	0	0
Under Votes	37		18	0	0	11	8	0

MIAMI BEACH: GROUP III - COMMISSIONER

Vote for 1								
Michael Gongora	366	67.90	126	0	0	105	135	0
Adrian Gonzalez	173	32.10	51	0	0	57	65	0
Total	539		177	0	0	162	200	0
Over Votes	0		0	0	0	0	0	0
Under Votes	50		19	0	0	21	10	0

MIAMI BEACH: ALCOHOLIC BEVERAGE SALES TIME

Vote for 1								
Yes/Sp/Wi	147	25.57	41	0	0	52	54	0
No/No/Non	428	74.43	150	0	0	126	152	0
Total	575		191	0	0	178	206	0
Over Votes	0		0	0	0	0	0	0
Under Votes	14		5	0	0	5	4	0

MIAMI BEACH: FLOOR AREA RATIO INCREASE

Vote for 1								
Yes/Sp/Wi	308	54.71	106	0	0	92	110	0
No/No/Non	255	45.29	83	0	0	81	91	0
Total	563		189	0	0	173	201	0
Over Votes	0		0	0	0	0	0	0
Under Votes	26		7	0	0	10	9	0

MIAMI BEACH

Fall Municipal Election  
November 7, 2017  
Miami-Dade County, FL

OFFICIAL RESULTS

Run Date: 11/09/17 05:46 PM

Report EL30A Page 0150-01

0150 PRECINCT 015.0

	TOTAL VOTES	%	ED OSS	ED IVO	VBM	EV OSS	EV IVO	PROV
REGISTERED VOTERS - TOTAL	893							
BALLOTS CAST - TOTAL	305	34.15	135	0	0	97	73	0
VOTER TURNOUT - TOTAL								

MIAMI BEACH: MAYOR

Vote for 1								
Kenneth R. Bereski II	4	1.37	3	0	0	0	1	0
Dan Gelber	260	89.35	104	0	0	88	68	0
Daniel Kahn	11	3.78	9	0	0	2	0	0
June E. Savage	16	5.50	11	0	0	3	2	0
Total	291		127	0	0	93	71	0
Over Votes	0		0	0	0	0	0	0
Under Votes	14		8	0	0	4	2	0

MIAMI BEACH: GROUP II - COMMISSIONER

Vote for 1								
Mark Samuelian	212	73.87	98	0	0	59	55	0
Rafael A. Velasquez	75	26.13	25	0	0	34	16	0
Total	287		123	0	0	93	71	0
Over Votes	0		0	0	0	0	0	0
Under Votes	18		12	0	0	4	2	0

MIAMI BEACH: GROUP III - COMMISSIONER

Vote for 1								
Michael Gongora	184	64.34	78	0	0	65	41	0
Adrian Gonzalez	102	35.66	48	0	0	26	28	0
Total	286		126	0	0	91	69	0
Over Votes	0		0	0	0	0	0	0
Under Votes	19		9	0	0	6	4	0

MIAMI BEACH: ALCOHOLIC BEVERAGE SALES TIME

Vote for 1								
Yes/Sp/Wi	90	29.61	33	0	0	34	23	0
No/No/Non	214	70.39	101	0	0	63	50	0
Total	304		134	0	0	97	73	0
Over Votes	0		0	0	0	0	0	0
Under Votes	1		1	0	0	0	0	0

MIAMI BEACH: FLOOR AREA RATIO INCREASE

Vote for 1								
Yes/Sp/Wi	217	74.06	100	0	0	58	59	0
No/No/Non	76	25.94	27	0	0	35	14	0
Total	293		127	0	0	93	73	0
Over Votes	0		0	0	0	0	0	0
Under Votes	12		8	0	0	4	0	0

MIAMI BEACH

Fall Municipal Election  
November 7, 2017  
Miami-Dade County, FL

OFFICIAL RESULTS

Run Date: 11/09/17 05:46 PM

Report EL30A Page 0180-01

0180 PRECINCT 018.0

	TOTAL VOTES	%	ED OSS	ED IVO	VBM	EV OSS	EV IVO	PROV
REGISTERED VOTERS - TOTAL	2,491							
BALLOTS CAST - TOTAL	486	19.51	206	0	0	160	0	0
VOTER TURNOUT - TOTAL						120		

MIAMI BEACH: MAYOR

Vote for 1								
Kenneth R. Bereski II	34	7.47	16	0	0	6	0	0
Dan Gelber	350	76.92	152	0	122	76	0	0
Daniel Kahn	31	6.81	10	0	13	8	0	0
June E. Savage	40	8.79	17	0	8	15	0	0
Total	455		195	0	149	111	0	0
Over Votes	0		0	0	0	0	0	0
Under Votes	31		11	0	11	9	0	0

MIAMI BEACH: GROUP II - COMMISSIONER

Vote for 1								
Mark Samuelian	247	55.63	119	0	74	54	0	0
Rafael A. Velasquez	197	44.37	69	0	78	50	0	0
Total	444		188	0	152	104	0	0
Over Votes	0		0	0	0	0	0	0
Under Votes	42		18	0	8	16	0	0

MIAMI BEACH: GROUP III - COMMISSIONER

Vote for 1								
Michael Gongora	284	62.14	128	0	83	73	0	0
Adrian Gonzalez	173	37.86	64	0	71	38	0	0
Total	457		192	0	154	111	0	0
Over Votes	0		0	0	0	0	0	0
Under Votes	29		14	0	6	9	0	0

MIAMI BEACH: ALCOHOLIC BEVERAGE SALES TIME

Vote for 1								
Yes/Sp/Wi	120	25.16	50	0	54	16	0	0
No/No/Non	357	74.84	152	0	103	102	0	0
Total	477		202	0	157	118	0	0
Over Votes	0		0	0	0	0	0	0
Under Votes	9		4	0	3	2	0	0

MIAMI BEACH: FLOOR AREA RATIO INCREASE

Vote for 1								
Yes/Sp/Wi	226	48.92	106	0	74	46	0	0
No/No/Non	236	51.08	93	0	73	70	0	0
Total	462		199	0	147	116	0	0
Over Votes	0		0	0	0	0	0	0
Under Votes	24		7	0	13	4	0	0

MIAMI BEACH

Fall Municipal Election  
November 7, 2017  
Miami-Dade County, FL

OFFICIAL RESULTS

Run Date: 11/09/17 05:46 PM

Report EL30A Page 0190-01

0190 PRECINCT 019.0

	TOTAL VOTES	%	ED OSS	ED IVO	VBM	EV OSS	EV IVO	PROV	
REGISTERED VOTERS - TOTAL	858								
BALLOTS CAST - TOTAL	232	27.04	105		0	70	57	0	
VOTER TURNOUT - TOTAL								0	
MIAMI BEACH: MAYOR									
Vote for 1									
Kenneth R. Bereski II	13	5.88	7	0	0	3	3	0	
Dan Gelber	185	83.71	87	0	0	49	49	0	
Daniel Kahn	8	3.62	2	0	0	3	3	0	
June E. Savage	15	6.79	4	0	0	10	1	0	
Total	221		100	0	0	65	0	0	
Over Votes	0		0	0	0	0	0	0	
Under Votes	11		5	0	0	5	1	0	

MIAMI BEACH: GROUP II - COMMISSIONER

Vote for 1									
Mark Samuelian	121	58.74	48	0	0	42	31	0	
Rafael A. Velasquez	85	41.26	40	0	0	25	20	0	
Total	206		88	0	0	67	51	0	
Over Votes	1		0	0	0	1	0	0	
Under Votes	25		17	0	0	2	6	0	

MIAMI BEACH: GROUP III - COMMISSIONER

Vote for 1									
Michael Gongora	137	62.27	63	0	0	46	28	0	
Adrian Gonzalez	83	37.73	36	0	0	22	25	0	
Total	220		99	0	0	68	53	0	
Over Votes	0		0	0	0	0	0	0	
Under Votes	12		6	0	0	2	4	0	

MIAMI BEACH: ALCOHOLIC BEVERAGE SALES TIME

Vote for 1									
Yes/Sp/Wi	57	24.89	15	0	0	30	12	0	
No/No/Non	172	75.11	88	0	0	40	44	0	
Total	229		103	0	0	70	56	0	
Over Votes	0		0	0	0	0	0	0	
Under Votes	3		2	0	0	0	1	0	

MIAMI BEACH: FLOOR AREA RATIO INCREASE

Vote for 1									
Yes/Sp/Wi	142	64.25	69	0	0	36	37	0	
No/No/Non	79	35.75	32	0	0	28	19	0	
Total	221		101	0	0	64	56	0	
Over Votes	0		0	0	0	0	0	0	
Under Votes	11		4	0	0	6	1	0	



MIAMI BEACH

Fall Municipal Election  
November 7, 2017  
Miami-Dade County, FL

OFFICIAL RESULTS

Run Date: 11/09/17 05:46 PM

Report EL30A Page 0200-01

0200 PRECINCT 020.0

	TOTAL VOTES	%	ED OSS	ED IVO	VBM	EV OSS	EV IVO	PROV
REGISTERED VOTERS - TOTAL	1,740							
BALLOTS CAST - TOTAL	430		136	0	0	129	0	0
VOTER TURNOUT - TOTAL		24.71						

MIAMI BEACH: MAYOR

Vote for 1								
Kenneth R. Bereski II	24	5.96	7	0	0	5	0	0
Dan Gelber	303	75.19	95	0	0	93	0	0
Daniel Kahn	31	7.69	9	0	0	8	0	0
June E. Savage	45	11.17	14	0	0	13	0	0
Total	403		125	0	0	119	0	0
Over Votes	0		0	0	0	0	0	0
Under Votes	27		11	0	0	10	0	0

MIAMI BEACH: GROUP II - COMMISSIONER

Vote for 1								
Mark Samuelian	266	67.86	95	0	0	88	0	0
Rafael A. Velasquez	126	32.14	31	0	0	64	0	0
Total	392		126	0	0	152	0	0
Over Votes	0		0	0	0	0	0	0
Under Votes	38		10	0	0	13	0	0

MIAMI BEACH: GROUP III - COMMISSIONER

Vote for 1								
Michael Gongora	258	63.86	77	0	0	91	0	0
Adrian Gonzalez	146	36.14	44	0	0	33	0	0
Total	404		121	0	0	124	0	0
Over Votes	0		0	0	0	0	0	0
Under Votes	26		15	0	0	5	0	0

MIAMI BEACH: ALCOHOLIC BEVERAGE SALES TIME

Vote for 1								
Yes/Sp/Wi	144	33.72	40	0	0	41	0	0
No/No/Non	283	66.28	96	0	0	87	0	0
Total	427		136	0	0	128	0	0
Over Votes	1		0	0	0	0	0	0
Under Votes	2		0	0	0	1	0	0

MIAMI BEACH: FLOOR AREA RATIO INCREASE

Vote for 1								
Yes/Sp/Wi	250	60.83	90	0	0	75	0	0
No/No/Non	161	39.17	66	0	0	52	0	0
Total	411		151	0	0	127	0	0
Over Votes	1		1	0	0	0	0	0
Under Votes	18		3	0	0	2	0	0

MIAMI BEACH

Fall Municipal Election  
November 7, 2017  
Miami-Dade County, FL

OFFICIAL RESULTS

Run Date: 11/09/17 05:46 PM

Report EL30A Page 0230-01

0230 PRECINCT 023.0

	TOTAL VOTES	%	ED OSS	ED IVO	VBM	EV OSS	EV IVO	PROV
REGISTERED VOTERS - TOTAL	2,968							
BALLOTS CAST - TOTAL	764		254	0	0	154	0	0
VOTER TURNOUT - TOTAL		25.74						
MIAMI BEACH: MAYOR								
Vote for 1								
Kenneth R. Bereski II	36	4.99	9	0	0	7	0	0
Dan Gelber	580	80.44	188	0	0	117	0	0
Daniel Kahn	60	8.32	16	0	0	17	0	0
June E. Savage	45	6.24	23	0	0	7	0	0
Total	721		236	0	0	148	0	0
Over Votes	0		0	0	0	0	0	0
Under Votes	43		18	0	0	6	0	0

MIAMI BEACH: GROUP II - COMMISSIONER

Vote for 1								
Mark Samuelian	424	61.27	135	0	0	106	0	0
Rafael A. Velasquez	268	38.73	99	0	0	36	0	0
Total	692		234	0	0	142	0	0
Over Votes	0		0	0	0	0	0	0
Under Votes	72		20	0	0	12	0	0

MIAMI BEACH: GROUP III - COMMISSIONER

Vote for 1								
Michael Gongora	445	62.68	149	0	0	91	0	0
Adrian Gonzalez	265	37.32	92	0	0	53	0	0
Total	710		241	0	0	144	0	0
Over Votes	0		0	0	0	0	0	0
Under Votes	54		13	0	0	10	0	0

MIAMI BEACH: ALCOHOLIC BEVERAGE SALES TIME

Vote for 1								
Yes/Sp/Wi	322	42.99	91	0	0	67	0	0
No/No/Non	427	57.01	158	0	0	85	0	0
Total	749		249	0	0	152	0	0
Over Votes	1		0	0	0	0	0	0
Under Votes	14		5	0	0	2	0	0

MIAMI BEACH: FLOOR AREA RATIO INCREASE

Vote for 1								
Yes/Sp/Wi	408	56.43	144	0	0	87	0	0
No/No/Non	315	43.57	100	0	0	61	0	0
Total	723		244	0	0	148	0	0
Over Votes	0		0	0	0	0	0	0
Under Votes	41		10	0	0	6	0	0

MIAMI BEACH

Fall Municipal Election  
November 7, 2017  
Miami-Dade County, FL

OFFICIAL RESULTS

Run Date: 11/09/17 05:46 PM

Report EL30A Page 0240-01

0240 PRECINCT 024.0

	TOTAL VOTES	%	ED OSS	ED IVO	VBM	EV OSS	EV IVO	PROV
REGISTERED VOTERS - TOTAL	1,581							
BALLOTS CAST - TOTAL	572	36.18	270	0	0	171	131	0
VOTER TURNOUT - TOTAL								

MIAMI BEACH: MAYOR

Vote for 1								
Kenneth R. Bereski II	12	2.16	5	0	0	2	0	0
Dan Gelber	520	93.53	245	0	0	121	0	0
Daniel Kahn	15	2.70	9	0	0	4	0	0
June E. Savage	9	1.62	3	0	0	5	0	0
Total	556		262	0	0	128	0	0
Over Votes	0		0	0	0	0	0	0
Under Votes	16		8	0	0	3	0	0

MIAMI BEACH: GROUP II - COMMISSIONER

Vote for 1								
Mark Samuelian	417	78.68	197	0	0	96	0	0
Rafael A. Velasquez	113	21.32	49	0	0	29	0	0
Total	530		246	0	0	125	0	0
Over Votes	1		1	0	0	0	0	0
Under Votes	41		23	0	0	6	0	0

MIAMI BEACH: GROUP III - COMMISSIONER

Vote for 1								
Michael Gongora	308	56.41	144	0	0	67	0	0
Adrian Gonzalez	238	43.59	112	0	0	63	0	0
Total	546		256	0	0	130	0	0
Over Votes	0		0	0	0	0	0	0
Under Votes	26		14	0	0	1	0	0

MIAMI BEACH: ALCOHOLIC BEVERAGE SALES TIME

Vote for 1								
Yes/Sp/Wi	174	30.74	70	0	0	37	0	0
No/No/Non	392	69.26	199	0	0	93	0	0
Total	566		269	0	0	130	0	0
Over Votes	0		0	0	0	0	0	0
Under Votes	6		1	0	0	1	0	0

MIAMI BEACH: FLOOR AREA RATIO INCREASE

Vote for 1								
Yes/Sp/Wi	342	62.07	170	0	0	77	0	0
No/No/Non	209	37.93	89	0	0	53	0	0
Total	551		259	0	0	130	0	0
Over Votes	0		0	0	0	0	0	0
Under Votes	21		11	0	0	1	0	0

MIAMI BEACH

Fall Municipal Election  
November 7, 2017  
Miami-Dade County, FL

OFFICIAL RESULTS

Run Date: 11/09/17 05:46 PM

Report EL30A Page 0250-01

0250 PRECINCT 025.0

TOTAL VOTES	%	ED OSS	ED IVO	VBM	EV OSS	EV IVO	PROV
REGISTERED VOTERS - TOTAL . . . . .		96	0	0	144	0	0
BALLOTS CAST - TOTAL . . . . .	20.92				87		
VOTER TURNOUT - TOTAL . . . . .							

MIAMI BEACH: MAYOR

Vote for 1							
Kenneth R. Bereski II . . . . .	14	5	0	0	5	0	0
Dan Gelber . . . . .	264	76	0	0	116	0	0
Daniel Kahn . . . . .	16	4	0	0	8	0	0
June E. Savage . . . . .	23	8	0	0	10	0	0
Total . . . . .	317	93	0	0	139	0	0
Over Votes . . . . .	0	0	0	0	0	0	0
Under Votes . . . . .	10	3	0	0	5	0	0

MIAMI BEACH: GROUP II - COMMISSIONER

Vote for 1							
Mark Samuelian . . . . .	211	65	0	0	79	0	0
Rafael A. Velasquez . . . . .	90	21	0	0	55	0	0
Total . . . . .	301	86	0	0	134	0	0
Over Votes . . . . .	1	0	0	0	1	0	0
Under Votes . . . . .	25	10	0	0	9	0	0

MIAMI BEACH: GROUP III - COMMISSIONER

Vote for 1							
Michael Gongora . . . . .	215	64	0	0	89	0	0
Adrian Gonzalez . . . . .	93	25	0	0	47	0	0
Total . . . . .	308	89	0	0	136	0	0
Over Votes . . . . .	1	0	0	0	0	0	0
Under Votes . . . . .	18	7	0	0	8	0	0

MIAMI BEACH: ALCOHOLIC BEVERAGE SALES TIME

Vote for 1							
Yes/Sp/Wi . . . . .	135	30	0	0	61	0	0
No/No/Non . . . . .	188	65	0	0	80	0	0
Total . . . . .	323	95	0	0	141	0	0
Over Votes . . . . .	0	0	0	0	0	0	0
Under Votes . . . . .	4	1	0	0	3	0	0

MIAMI BEACH: FLOOR AREA RATIO INCREASE

Vote for 1							
Yes/Sp/Wi . . . . .	172	50	0	0	73	0	0
No/No/Non . . . . .	143	43	0	0	64	0	0
Total . . . . .	315	93	0	0	137	0	0
Over Votes . . . . .	1	0	0	0	1	0	0
Under Votes . . . . .	11	3	0	0	6	0	0

MIAMI BEACH

Fall Municipal Election  
November 7, 2017  
Miami-Dade County, FL

OFFICIAL RESULTS

Run Date:11/09/17 05:46 PM

Report EL30A Page 0280-01

0280 PRECINCT 028.0

	TOTAL VOTES	%	ED OSS	ED IVO	VBM	EV OSS	EV IVO	PROV	
REGISTERED VOTERS - TOTAL	1,515								
BALLOTS CAST - TOTAL	424	27.99	212	0	0	126	84	0	
VOTER TURNOUT - TOTAL								2	
MIAMI BEACH: MAYOR									
Vote for 1									
Kenneth R. Bereski II	8	1.98	2	0	0	4	2	0	0
Dan Gelber	372	91.85	190	0	0	103	78	0	1
Daniel Kahn	16	3.95	11	0	0	4	1	0	0
June E. Savage	9	2.22	4	0	0	3	2	0	0
Total	405		207	0	0	114	83	0	1
Over Votes	0		0	0	0	0	0	0	0
Under Votes	19		5	0	0	12	1	0	1

MIAMI BEACH: GROUP II - COMMISSIONER

Vote for 1									
Mark Samuelian	312	79.19	160	0	0	84	67	0	1
Rafael A. Velasquez	82	20.81	36	0	0	31	15	0	0
Total	394		196	0	0	115	82	0	1
Over Votes	0		0	0	0	0	0	0	0
Under Votes	30		16	0	0	11	2	0	1

MIAMI BEACH: GROUP III - COMMISSIONER

Vote for 1									
Michael Gongora	269	67.42	145	0	0	67	55	0	2
Adrian Gonzalez	130	32.58	58	0	0	45	27	0	0
Total	399		203	0	0	112	82	0	2
Over Votes	0		0	0	0	0	0	0	0
Under Votes	25		9	0	0	14	2	0	0

MIAMI BEACH: ALCOHOLIC BEVERAGE SALES TIME

Vote for 1									
Yes/Sp/Wi	142	33.89	61	0	0	56	24	0	1
No/No/Non	277	66.11	147	0	0	69	60	0	1
Total	419		208	0	0	125	84	0	2
Over Votes	0		0	0	0	0	0	0	0
Under Votes	5		4	0	0	1	0	0	0

MIAMI BEACH: FLOOR AREA RATIO INCREASE

Vote for 1									
Yes/Sp/Wi	245	60.95	130	0	0	67	47	0	1
No/No/Non	157	39.05	71	0	0	49	36	0	1
Total	402		201	0	0	116	83	0	2
Over Votes	0		0	0	0	0	0	0	0
Under Votes	22		11	0	0	10	1	0	0

MIAMI BEACH

Fall Municipal Election  
November 7, 2017  
Miami-Dade County, FL

OFFICIAL RESULTS

Run Date: 11/09/17 05:46 PM

Report EL30A Page 0290-01

0290 PRECINCT 029.0

	TOTAL VOTES	%	ED OSS	ED IVO	VBM	EV OSS	EV IVO	PROV
REGISTERED VOTERS - TOTAL	1,540		226		0	151	0	0
BALLOTS CAST - TOTAL	485	31.49				108		
VOTER TURNOUT - TOTAL								

MIAMI BEACH: MAYOR

Vote for 1								
Kenneth R. Bereski II	3	64	1	0	0	1	0	0
Dan Gelber	431	91.70	197	0	138	96	0	0
Daniel Kahn	23	4.89	12	0	3	8	0	0
June E. Savage	13	2.77	7	0	5	1	0	0
Total	470		217	0	147	106	0	0
Over Votes	0		0	0	0	0	0	0
Under Votes	15		9	0	4	2	0	0

MIAMI BEACH: GROUP II - COMMISSIONER

Vote for 1								
Mark Samuelian	358	77.32	174	0	102	82	0	0
Rafael A. Velasquez	105	22.68	42	0	39	24	0	0
Total	463		216	0	141	106	0	0
Over Votes	0		0	0	0	0	0	0
Under Votes	22		10	0	10	2	0	0

MIAMI BEACH: GROUP III - COMMISSIONER

Vote for 1								
Michael Gongora	296	64.49	144	0	92	60	0	0
Adrian Gonzalez	163	35.51	68	0	49	46	0	0
Total	459		212	0	141	106	0	0
Over Votes	0		0	0	0	0	0	0
Under Votes	26		14	0	10	2	0	0

MIAMI BEACH: ALCOHOLIC BEVERAGE SALES TIME

Vote for 1								
Yes/Sp/Wi	171	35.77	70	0	67	34	0	0
No/No/Non	307	64.23	155	0	80	72	0	0
Total	478		225	0	147	106	0	0
Over Votes	0		0	0	0	0	0	0
Under Votes	7		1	0	4	2	0	0

MIAMI BEACH: FLOOR AREA RATIO INCREASE

Vote for 1								
Yes/Sp/Wi	279	60.52	131	0	83	65	0	0
No/No/Non	182	39.48	85	0	57	40	0	0
Total	461		216	0	140	105	0	0
Over Votes	0		0	0	0	0	0	0
Under Votes	24		10	0	11	3	0	0

MIAMI BEACH

Fall Municipal Election  
November 7, 2017  
Miami-Dade County, FL

OFFICIAL RESULTS

Run Date: 11/09/17 05:46 PM

Report EL30A Page 0300-01

03000 PRECINCT 030.0

	TOTAL VOTES	%	ED OSS	ED IVO	VBM	EV OSS	EV IVO	PROV
REGISTERED VOTERS - TOTAL	3,008		296		0	397	0	
BALLOTS CAST - TOTAL	1,044	34.71						
VOTER TURNOUT - TOTAL								1

MIAMI BEACH: MAYOR

Vote for 1								
Kenneth R. Bereski II	20	1.96	5	0	0	12	0	0
Dan Geilber	922	90.48	258	0	0	347	0	0
Daniel Kahn	32	3.14	10	0	0	9	0	0
June E. Savage	45	4.42	16	0	0	16	0	1
Total	1,019		289	0	0	384	0	1
Over Votes	0		0	0	0	0	0	0
Under Votes	25		7	0	0	13	0	0

MIAMI BEACH: GROUP II - COMMISSIONER

Vote for 1								
Mark Samuelian	821	82.51	251	0	0	290	0	1
Rafael A. Velasquez	174	17.49	33	0	0	86	0	0
Total	995		284	0	0	376	0	1
Over Votes	1		0	0	0	1	0	0
Under Votes	48		12	0	0	20	0	0

MIAMI BEACH: GROUP III - COMMISSIONER

Vote for 1								
Michael Gongora	680	67.86	193	0	0	253	0	0
Adrian Gonzalez	322	32.14	89	0	0	125	0	1
Total	1,002		282	0	0	378	0	1
Over Votes	1		0	0	0	1	0	0
Under Votes	41		14	0	0	18	0	0

MIAMI BEACH: ALCOHOLIC BEVERAGE SALES TIME

Vote for 1								
Yes/Sp/Wi	451	43.49	109	0	0	192	0	0
No/No/Non	586	56.51	187	0	0	199	0	1
Total	1,037		296	0	0	391	0	1
Over Votes	0		0	0	0	0	0	0
Under Votes	7		0	0	0	6	0	0

MIAMI BEACH: FLOOR AREA RATIO INCREASE

Vote for 1								
Yes/Sp/Wi	588	59.39	175	0	0	200	0	0
No/No/Non	402	40.61	107	0	0	128	0	1
Total	990		282	0	0	366	0	1
Over Votes	1		0	0	0	1	0	0
Under Votes	53		14	0	0	30	0	0

MIAMI BEACH

Fall Municipal Election  
November 7, 2017  
Miami-Dade County, FL

OFFICIAL RESULTS

Run Date: 11/09/17 05:46 PM

Report EL30A Page 0310-01

0310 PRECINCT 031.0

	TOTAL VOTES	%	ED OSS	ED IVO	VBM	EV OSS	EV IVO	PROV
REGISTERED VOTERS - TOTAL	1,211		143		0	108	0	0
BALLOTS CAST - TOTAL	355	29.31						
VOTER TURNOUT - TOTAL								

MIAMI BEACH: MAYOR

Vote for 1								
Kenneth R. Bereski II	8	2.32	3	0	0	1	0	0
Dan Gelber	300	86.96	118	0	0	97	0	0
Daniel Kahn	23	6.67	12	0	0	4	0	0
June E. Savage	14	4.06	5	0	0	2	0	0
Total	345		138	0	0	104	0	0
Over Votes	0		0	0	0	0	0	0
Under Votes	10		5	0	0	4	0	0

MIAMI BEACH: GROUP II - COMMISSIONER

Vote for 1								
Mark Samuelian	252	76.13	107	0	0	76	0	0
Rafael A. Velasquez	79	23.87	27	0	0	22	0	0
Total	331		134	0	0	98	0	0
Over Votes	0		0	0	0	0	0	0
Under Votes	24		9	0	0	10	0	0

MIAMI BEACH: GROUP III - COMMISSIONER

Vote for 1								
Michael Gongora	215	65.55	89	0	0	63	0	0
Adrian Gonzalez	113	34.45	41	0	0	38	0	0
Total	328		130	0	0	101	0	0
Over Votes	1		0	0	0	0	0	0
Under Votes	26		13	0	0	7	0	0

MIAMI BEACH: ALCOHOLIC BEVERAGE SALES TIME

Vote for 1								
Yes/Sp/Wi	112	31.73	41	0	0	30	0	0
No/No/Non	241	68.27	100	0	0	78	0	0
Total	353		141	0	0	108	0	0
Over Votes	0		0	0	0	0	0	0
Under Votes	2		2	0	0	0	0	0

MIAMI BEACH: FLOOR AREA RATIO INCREASE

Vote for 1								
Yes/Sp/Wi	204	60.00	87	0	0	67	0	0
No/No/Non	136	40.00	50	0	0	41	0	0
Total	340		137	0	0	108	0	0
Over Votes	1		0	0	0	0	0	0
Under Votes	14		6	0	0	8	0	0





MIAMI BEACH

Fall Municipal Election  
November 7, 2017  
Miami-Dade County, FL

OFFICIAL RESULTS

Run Date: 11/09/17 05:46 PM

Report EL30A Page 0330-01

0330 PRECINCT 033.0

REGISTERED VOTERS - TOTAL	TOTAL VOTES	%	ED OSS	ED IVO	VBM	EV OSS	EV IVO	PROV
BALLOTS CAST - TOTAL	1,728		136	0	0	165	0	0
VOTER TURNOUT - TOTAL	457	26.45						

MIAMI BEACH: MAYOR

Vote for 1	TOTAL VOTES	%	ED OSS	ED IVO	VBM	EV OSS	EV IVO	PROV
Kenneth R. Bereski II	25	5.72	8	0	0	10	0	0
Dan Geilber	354	81.01	103	0	0	127	0	0
Daniel Kahn	28	6.41	14	0	0	8	0	0
June E. Savage	30	6.86	7	0	0	12	0	0
Total	437		132	0	0	157	0	0
Over Votes	0		0	0	0	0	0	0
Under Votes	20		4	0	0	8	0	0

MIAMI BEACH: GROUP II - COMMISSIONER

Vote for 1	TOTAL VOTES	%	ED OSS	ED IVO	VBM	EV OSS	EV IVO	PROV
Mark Samuelian	270	64.59	82	0	0	86	0	0
Rafael A. Velasquez	148	35.41	36	0	0	68	0	0
Total	418		118	0	0	154	0	0
Over Votes	0		0	0	0	0	0	0
Under Votes	39		18	0	0	11	0	0

MIAMI BEACH: GROUP III - COMMISSIONER

Vote for 1	TOTAL VOTES	%	ED OSS	ED IVO	VBM	EV OSS	EV IVO	PROV
Michael Gongora	286	67.29	80	0	0	104	0	0
Adrian Gonzalez	139	32.71	43	0	0	50	0	0
Total	425		123	0	0	154	0	0
Over Votes	0		0	0	0	0	0	0
Under Votes	32		13	0	0	11	0	0

MIAMI BEACH: ALCOHOLIC BEVERAGE SALES TIME

Vote for 1	TOTAL VOTES	%	ED OSS	ED IVO	VBM	EV OSS	EV IVO	PROV
Yes/Sp/Wi	156	34.51	40	0	0	51	0	0
No/No/Non	296	65.49	95	0	0	110	0	0
Total	452		135	0	0	161	0	0
Over Votes	0		0	0	0	0	0	0
Under Votes	5		1	0	0	4	0	0

MIAMI BEACH: FLOOR AREA RATIO INCREASE

Vote for 1	TOTAL VOTES	%	ED OSS	ED IVO	VBM	EV OSS	EV IVO	PROV
Yes/Sp/Wi	252	59.57	88	0	0	73	0	0
No/No/Non	171	40.43	38	0	0	79	0	0
Total	423		126	0	0	152	0	0
Over Votes	0		0	0	0	0	0	0
Under Votes	34		10	0	0	13	0	0

MIAMI BEACH

Fall Municipal Election  
November 7, 2017  
Miami-Dade County, FL

OFFICIAL RESULTS

Run Date: 11/09/17 05:46 PM

Report EL30A Page 0360-01

0360 PRECINCT 036.0

TOTAL VOTES	%	ED OSS	ED IVO	VBM	EV OSS	EV IVO	PROV
REGISTERED VOTERS - TOTAL		292	0	0	184	0	0
BALLOTS CAST - TOTAL	24.61						
VOTER TURNOUT - TOTAL		707					

MIAMI BEACH: MAYOR

Vote for 1							
Kenneth R. Bereski II	42	19	0	0	10	0	0
Dan Geiber	532	210	0	0	146	0	0
Daniel Kahn	33	19	0	0	5	0	0
June E. Savage	72	31	0	0	20	0	0
Total	679	279	0	0	181	0	0
Over Votes	1	0	0	0	0	0	0
Under Votes	27	13	0	0	3	0	0

MIAMI BEACH: GROUP II - COMMISSIONER

Vote for 1							
Mark Samuelian	406	167	0	0	123	0	0
Rafael A. Velasquez	239	92	0	0	48	0	0
Total	645	259	0	0	171	0	0
Over Votes	0	0	0	0	0	0	0
Under Votes	62	33	0	0	13	0	0

MIAMI BEACH: GROUP III - COMMISSIONER

Vote for 1							
Michael Gongora	441	182	0	0	128	0	0
Adrian Gonzalez	225	91	0	0	49	0	0
Total	666	273	0	0	177	0	0
Over Votes	0	0	0	0	0	0	0
Under Votes	41	19	0	0	7	0	0

MIAMI BEACH: ALCOHOLIC BEVERAGE SALES TIME

Vote for 1							
Yes/Sp/Wi	229	68	0	0	63	0	0
No/No/Non	472	222	0	0	121	0	0
Total	701	290	0	0	184	0	0
Over Votes	0	0	0	0	0	0	0
Under Votes	6	2	0	0	0	0	0

MIAMI BEACH: FLOOR AREA RATIO INCREASE

Vote for 1							
Yes/Sp/Wi	387	176	0	0	104	0	0
No/No/Non	276	97	0	0	75	0	0
Total	663	273	0	0	179	0	0
Over Votes	1	0	0	0	0	0	0
Under Votes	43	19	0	0	5	0	0

MIAMI BEACH

Fall Municipal Election  
November 7, 2017  
Miami-Dade County, FL

OFFICIAL RESULTS

Run Date: 11/09/17 05:46 PM

Report EL30A Page 0370-01

0370 PRECINCT 037.0

	TOTAL VOTES	%	ED OSS	ED IVO	VBM	EV OSS	EV IVO	PROV
REGISTERED VOTERS - TOTAL	1,056							
BALLOTS CAST - TOTAL	155	14.68	65	0	0	40	0	0
VOTER TURNOUT - TOTAL								

MIAMI BEACH: MAYOR

Vote for 1								
Kenneth R. Bereski II	5	3.50	3	0	0	0	0	0
Dan Gelber	112	78.32	47	0	0	30	0	0
Daniel Kahn	13	9.09	6	0	0	2	0	0
June E. Savage	13	9.09	5	0	0	3	0	0
Total	143		61	0	0	35	0	0
Over Votes	0		0	0	0	0	0	0
Under Votes	12		4	0	0	5	0	0

MIAMI BEACH: GROUP II - COMMISSIONER

Vote for 1								
Mark Samuelian	91	63.64	36	0	0	23	0	0
Rafael A. Velasquez	52	36.36	24	0	0	12	0	0
Total	143		60	0	0	35	0	0
Over Votes	0		0	0	0	0	0	0
Under Votes	12		5	0	0	5	0	0

MIAMI BEACH: GROUP III - COMMISSIONER

Vote for 1								
Michael Gongora	83	57.64	32	0	0	24	0	0
Adrian Gonzalez	61	42.36	28	0	0	13	0	0
Total	144		60	0	0	37	0	0
Over Votes	0		0	0	0	0	0	0
Under Votes	11		5	0	0	3	0	0

MIAMI BEACH: ALCOHOLIC BEVERAGE SALES TIME

Vote for 1								
Yes/Sp/Wi	46	30.26	15	0	0	15	0	0
No/No/Non	106	69.74	49	0	0	25	0	0
Total	152		64	0	0	40	0	0
Over Votes	1		0	0	0	0	0	0
Under Votes	2		1	0	0	0	0	0

MIAMI BEACH: FLOOR AREA RATIO INCREASE

Vote for 1								
Yes/Sp/Wi	86	60.56	41	0	0	23	0	0
No/No/Non	56	39.44	18	0	0	14	0	0
Total	142		59	0	0	37	0	0
Over Votes	0		0	0	0	0	0	0
Under Votes	13		6	0	0	3	0	0

MIAMI BEACH

Fall Municipal Election  
November 7, 2017  
Miami-Dade County, FL

OFFICIAL RESULTS

Run Date: 11/09/17 05:46 PM

Report EL30A Page 0380-01

0380 PRECINCT 038.0

	TOTAL VOTES	%	ED OSS	ED IVO	VBM	EV OSS	EV IVO	PROV
REGISTERED VOTERS - TOTAL	429							
BALLOTS CAST - TOTAL	102	23.78	15	0	0	68	19	0
VOTER TURNOUT - TOTAL								

MIAMI BEACH: MAYOR

Vote for 1								
Kenneth R. Bereski II	4	4.04	0	0	0	4	0	0
Dan Gelber	82	82.83	13	0	0	52	17	0
Daniel Kahn	6	6.06	0	0	0	4	2	0
June E. Savage	7	7.07	0	0	0	7	0	0
Total	99		13	0	0	67	19	0
Over Votes	0		0	0	0	0	0	0
Under Votes	3		2	0	0	1	0	0

MIAMI BEACH: GROUP II - COMMISSIONER

Vote for 1								
Mark Samuelian	68	72.34	12	0	0	47	9	0
Rafael A. Velasquez	26	27.66	2	0	0	17	7	0
Total	94		14	0	0	64	16	0
Over Votes	0		0	0	0	0	0	0
Under Votes	8		1	0	0	4	3	0

MIAMI BEACH: GROUP III - COMMISSIONER

Vote for 1								
Michael Gongora	57	61.29	6	0	0	39	12	0
Adrian Gonzalez	36	38.71	8	0	0	22	6	0
Total	93		14	0	0	61	18	0
Over Votes	0		0	0	0	0	0	0
Under Votes	9		1	0	0	7	1	0

MIAMI BEACH: ALCOHOLIC BEVERAGE SALES TIME

Vote for 1								
Yes/Sp/Wi	42	41.18	5	0	0	31	6	0
No/No/Non	60	58.82	10	0	0	37	13	0
Total	102		15	0	0	68	19	0
Over Votes	0		0	0	0	0	0	0
Under Votes	0		0	0	0	0	0	0

MIAMI BEACH: FLOOR AREA RATIO INCREASE

Vote for 1								
Yes/Sp/Wi	55	57.29	13	0	0	31	11	0
No/No/Non	41	42.71	2	0	0	32	7	0
Total	96		15	0	0	63	18	0
Over Votes	0		0	0	0	0	0	0
Under Votes	6		0	0	0	5	1	0

MIAMI BEACH

Fall Municipal Election  
November 7, 2017  
Miami-Dade County, FL

OFFICIAL RESULTS

Run Date: 11/09/17 05:46 PM

Report EL30A Page 0400-01

0400 PRECINCT 040.0

	TOTAL VOTES	%	ED OSS	ED IVO	VBM	EV OSS	EV IVO	PROV	
REGISTERED VOTERS - TOTAL	1,720								
BALLOTS CAST - TOTAL	1,424		171	0	163	89	0	1	
VOTER TURNOUT - TOTAL		24.65							
MIAMI BEACH: MAYOR									
Vote for 1									
Kenneth R. Bereski II	19	4.80	13	0	4	2	0	0	
Dan Gelber	290	73.23	98	0	124	67	0	1	
Daniel Kahn	42	10.61	25	0	11	6	0	0	
June E. Savage	45	11.36	21	0	15	9	0	0	
Total	396		157	0	154	84	0	1	
Over Votes	0		0	0	0	0	0	0	
Under Votes	28		14	0	9	5	0	0	

MIAMI BEACH: GROUP II - COMMISSIONER

Vote for 1									
Mark Samuelian	246	64.57	101	0	90	54	0	1	
Rafael A. Velasquez	135	35.43	52	0	56	27	0	0	
Total	381		153	0	146	81	0	1	
Over Votes	0		0	0	0	0	0	0	
Under Votes	43		18	0	17	8	0	0	

MIAMI BEACH: GROUP III - COMMISSIONER

Vote for 1									
Michael Gongora	254	65.30	96	0	94	63	0	1	
Adrian Gonzalez	135	34.70	59	0	54	22	0	0	
Total	389		155	0	148	85	0	1	
Over Votes	1		0	0	0	1	0	0	
Under Votes	34		16	0	15	3	0	0	

MIAMI BEACH: ALCOHOLIC BEVERAGE SALES TIME

Vote for 1									
Yes/Sp/Wi	162	38.76	55	0	72	35	0	0	
No/No/Non	256	61.24	113	0	89	53	0	1	
Total	418		168	0	161	88	0	1	
Over Votes	0		0	0	0	0	0	0	
Under Votes	6		3	0	2	1	0	0	

MIAMI BEACH: FLOOR AREA RATIO INCREASE

Vote for 1									
Yes/Sp/Wi	266	67.86	97	0	103	65	0	1	
No/No/Non	126	32.14	62	0	42	22	0	0	
Total	392		159	0	145	87	0	1	
Over Votes	0		0	0	0	0	0	0	
Under Votes	32		12	0	18	2	0	0	

MIAMI BEACH

Fall Municipal Election  
November 7, 2017  
Miami-Dade County, FL

OFFICIAL RESULTS

Run Date: 11/09/17 05:46 PM

Report EL30A Page 0410-01

0410 PRECINCT 041.0

REGISTERED VOTERS - TOTAL	TOTAL VOTES	%	ED OSS	ED IVO	VBM	EV OSS	EV IVO	PROV
BALLOTS CAST - TOTAL	3,407		426	0	0	213	0	0
VOTER TURNOUT - TOTAL	944	27.71						

MIAMI BEACH: MAYOR

Vote for 1								
Kenneth R. Bereski II	60	6.75	32	0	0	15	0	0
Dan Geiber	699	78.63	302	0	0	170	0	0
Daniel Kahn	62	6.97	31	0	0	10	0	0
June E. Savage	68	7.65	30	0	0	9	0	0
Total	889		395	0	0	204	0	0
Over Votes	1		0	0	0	0	0	0
Under Votes	54		31	0	0	9	0	0

MIAMI BEACH: GROUP II - COMMISSIONER

Vote for 1								
Mark Samuelian	571	66.63	249	0	0	142	0	0
Rafael A. Velasquez	286	33.37	127	0	0	60	0	0
Total	857		376	0	0	202	0	0
Over Votes	1		0	0	0	1	0	0
Under Votes	86		50	0	0	10	0	0

MIAMI BEACH: GROUP III - COMMISSIONER

Vote for 1								
Michael Gongora	569	64.81	231	0	0	142	0	0
Adrian Gonzalez	309	35.19	160	0	0	60	0	0
Total	878		391	0	0	202	0	0
Over Votes	0		0	0	0	0	0	0
Under Votes	66		35	0	0	11	0	0

MIAMI BEACH: ALCOHOLIC BEVERAGE SALES TIME

Vote for 1								
Yes/Sp/Wi	326	35.09	121	0	0	80	0	0
No/No/Non	603	64.91	297	0	0	132	0	0
Total	929		418	0	0	212	0	0
Over Votes	1		0	0	0	0	0	0
Under Votes	14		8	0	0	1	0	0

MIAMI BEACH: FLOOR AREA RATIO INCREASE

Vote for 1								
Yes/Sp/Wi	495	57.69	235	0	0	125	0	0
No/No/Non	363	42.31	149	0	0	78	0	0
Total	858		384	0	0	203	0	0
Over Votes	0		0	0	0	0	0	0
Under Votes	86		42	0	0	10	0	0

MIAMI BEACH

Fall Municipal Election  
November 7, 2017  
Miami-Dade County, FL

OFFICIAL RESULTS

Run Date: 11/09/17 05:46 PM

Report EL30A Page 0420-01

0420 PRECINCT 042.0

	TOTAL VOTES	%	ED OSS	ED IVO	VBM	EV OSS	EV IVO	PROV
REGISTERED VOTERS - TOTAL	1,864							
BALLOTS CAST - TOTAL	452	24.25	191	134	0	127	0	0
VOTER TURNOUT - TOTAL								

MIAMI BEACH: MAYOR

Vote for 1								
Kenneth R. Bereski II	36	8.55	15	15	0	6	0	0
Dan Gelber	328	77.91	138	89	0	101	0	0
Daniel Kahn	24	5.70	9	11	0	4	0	0
June E. Savage	33	7.84	17	9	0	7	0	0
Total	421		179	124	0	118	0	0
Over Votes	1		0	1	0	0	0	0
Under Votes	30		12	9	0	9	0	0

MIAMI BEACH: GROUP II - COMMISSIONER

Vote for 1								
Mark Samuelian	268	63.21	108	71	0	89	0	0
Rafael A. Velasquez	156	36.79	68	54	0	34	0	0
Total	424		176	125	0	123	0	0
Over Votes	1		0	1	0	0	0	0
Under Votes	27		15	8	0	4	0	0

MIAMI BEACH: GROUP III - COMMISSIONER

Vote for 1								
Michael Gongora	285	68.18	128	78	0	79	0	0
Adrian Gonzalez	133	31.82	52	39	0	42	0	0
Total	418		180	117	0	121	0	0
Over Votes	1		0	1	0	0	0	0
Under Votes	33		11	16	0	6	0	0

MIAMI BEACH: ALCOHOLIC BEVERAGE SALES TIME

Vote for 1								
Yes/Sp/Wi	168	38.01	59	60	0	49	0	0
No/No/Non	274	61.99	130	69	0	75	0	0
Total	442		189	129	0	124	0	0
Over Votes	1		0	1	0	0	0	0
Under Votes	9		2	4	0	3	0	0

MIAMI BEACH: FLOOR AREA RATIO INCREASE

Vote for 1								
Yes/Sp/Wi	248	58.91	111	66	0	71	0	0
No/No/Non	173	41.09	67	55	0	51	0	0
Total	421		178	121	0	122	0	0
Over Votes	0		0	0	0	0	0	0
Under Votes	31		13	13	0	5	0	0



MIAMI BEACH

Fall Municipal Election  
November 7, 2017  
Miami-Dade County, FL

OFFICIAL RESULTS

Run Date: 11/09/17 05:46 PM

Report EL30A Page 0430-01

0430 PRECINCT 043.0

	TOTAL VOTES	%	ED OSS	ED IVO	VBM	EV OSS	EV IVO	PROV
REGISTERED VOTERS - TOTAL	934							
BALLOTS CAST - TOTAL	225		88	0	0	55	0	0
VOTER TURNOUT - TOTAL		24.09						

MIAMI BEACH: MAYOR

Vote for 1								
Kenneth R. Bereski II	19	9.09	7	0	0	2	0	0
Dan Geiber	168	80.38	57	0	0	46	0	0
Daniel Kahn	8	3.83	4	0	0	1	0	0
June E. Savage	14	6.70	10	0	0	1	0	0
Total	209		78	0	0	50	0	0
Over Votes	2		2	0	0	0	0	0
Under Votes	14		8	0	0	5	0	0

MIAMI BEACH: GROUP II - COMMISSIONER

Vote for 1								
Mark Samuelian	117	58.21	51	0	0	34	0	0
Rafael A. Velasquez	84	41.79	22	0	0	14	0	0
Total	201		73	0	0	48	0	0
Over Votes	2		2	0	0	0	0	0
Under Votes	22		13	0	0	7	0	0

MIAMI BEACH: GROUP III - COMMISSIONER

Vote for 1								
Michael Gongora	143	69.08	58	0	0	33	0	0
Adrian Gonzalez	64	30.92	22	0	0	15	0	0
Total	207		80	0	0	48	0	0
Over Votes	2		2	0	0	0	0	0
Under Votes	16		6	0	0	7	0	0

MIAMI BEACH: ALCOHOLIC BEVERAGE SALES TIME

Vote for 1								
Yes/Sp/Wi	60	27.65	18	0	0	19	0	0
No/No/Non	157	72.35	66	0	0	34	0	0
Total	217		84	0	0	53	0	0
Over Votes	2		2	0	0	0	0	0
Under Votes	6		2	0	0	2	0	0

MIAMI BEACH: FLOOR AREA RATIO INCREASE

Vote for 1								
Yes/Sp/Wi	138	67.65	50	0	0	34	0	0
No/No/Non	66	32.35	26	0	0	16	0	0
Total	204		76	0	0	50	0	0
Over Votes	3		2	0	0	0	0	0
Under Votes	18		10	0	0	5	0	0

MIAMI BEACH

Fall Municipal Election  
November 7, 2017  
Miami-Dade County, FL

OFFICIAL RESULTS

Run Date: 11/09/17 05:46 PM

Report EL30A Page 0480-01

0480 PRECINCT 048.0

	TOTAL VOTES	%	ED OSS	ED IVO	VBM	EV OSS	EV IVO	PROV
REGISTERED VOTERS - TOTAL	2,750		376					
BALLOTS CAST - TOTAL	917	33.35				119	0	0
VOTER TURNOUT - TOTAL					0	422	0	0

MIAMI BEACH: MAYOR

Vote for 1								
Kenneth R. Bereski II	34	3.97	15	0	0	15	0	0
Dan Gelber	727	84.93	287	0	0	341	0	0
Daniel Kahn	44	5.14	20	0	0	20	0	0
June E. Savage	51	5.96	25	0	0	21	0	0
Total	856		347	0	0	397	0	0
Over Votes	0		0	0	0	0	0	0
Under Votes	61		29	0	0	7	0	0

MIAMI BEACH: GROUP II - COMMISSIONER

Vote for 1								
Mark Samuelian	598	73.11	238	0	0	275	0	0
Rafael A. Velasquez	220	26.89	89	0	0	104	0	0
Total	818		327	0	0	379	0	0
Over Votes	0		0	0	0	0	0	0
Under Votes	99		49	0	0	43	0	0

MIAMI BEACH: GROUP III - COMMISSIONER

Vote for 1								
Michael Gongora	573	68.21	216	0	0	275	0	0
Adrian Gonzalez	267	31.79	130	0	0	106	0	0
Total	840		346	0	0	381	0	0
Over Votes	1		0	0	0	1	0	0
Under Votes	76		30	0	0	40	0	0

MIAMI BEACH: ALCOHOLIC BEVERAGE SALES TIME

Vote for 1								
Yes/Sp/Wi	408	46.36	145	0	0	206	0	0
No/No/Non	472	53.64	217	0	0	194	0	0
Total	880		362	0	0	400	0	0
Over Votes	1		0	0	0	1	0	0
Under Votes	36		14	0	0	21	0	0

MIAMI BEACH: FLOOR AREA RATIO INCREASE

Vote for 1								
Yes/Sp/Wi	517	62.36	223	0	0	227	0	0
No/No/Non	312	37.64	115	0	0	151	0	0
Total	829		338	0	0	378	0	0
Over Votes	1		0	0	0	1	0	0
Under Votes	87		38	0	0	43	0	0