

NUMBERS, FACTS AND TRENDS SH



Take part in our user survey! Please tell us about your experience using our site.

x

ABOUT | FOLLOW | DONATE |

## Mobile phone ownership over time

Who owns cellphones and smartphones

Ownership of other devices

Smartphone dependency over time

Who is smartphone dependent

Find out more



Pew Research Center

Internet & Technology

RESEARCH AREAS

Search



# Mobile Fact Sheet

MORE FACT SHEETS: [INTERNET/BROADBAND](#) | [SOCIAL MEDIA](#)

In contrast to the largely stationary internet of the early 2000s, Americans today are increasingly connected to the world of digital information while “on the go” via smartphones and other mobile devices. Explore the patterns and trends that have shaped the mobile revolution below.



## Mobile phone ownership over time

The vast majority of Americans – 95% – now own a cellphone of some kind. The share of Americans that own smartphones is now 77%, up from just 35% in Pew Research Center’s first survey of smartphone ownership conducted in 2011.

Chart

Data

Share

Embed

*% of U.S. adults who own the following devices*

	Cellphone	Smartphone
10/27/2002	62%	
11/30/2004	65%	
2/9/2005	66%	
12/31/2005	67%	
3/28/2006	66%	
4/6/2006	73%	

		Cellphone	Smartphone
<b>Mobile phone ownership over time</b>	9/5/2007	76%	
	12/2/2007	75%	
Who owns cellphones and smartphones	1/13/2008	77%	
	5/11/2008	78%	
Ownership of other devices	8/10/2008	82%	
	12/20/2008	84%	
Smartphone dependency over time	1/27/2009	85%	
	4/19/2009	85%	
Who is smartphone dependent	9/14/2009	84%	
	12/27/2009	83%	
Find out more	1/19/2010	80%	
	5/30/2010	82%	
	9/13/2010	85%	
	11/1/2010	84%	
	11/24/2010	82%	
	11/28/2010	82%	
	12/21/2010	81%	
	3/20/2011	86%	
	5/22/2011	83%	35%
	8/26/2011	84%	
	12/21/2011	87%	
	1/8/2012	88%	
	1/15/2012	87%	39%
	2/19/2012	88%	45%
	4/3/2012	88%	46%
	8/5/2012	87%	44%
	8/7/2012	89%	
	9/6/2012	85%	45%
	9/23/2012	88%	43%
	9/30/2012	89%	
	10/14/2012	88%	
	11/4/2012	89%	
	11/10/2012	84%	46%
	12/9/2012	87%	45%
	12/16/2012	88%	
	1/6/2013	89%	51%
	5/19/2013	91%	56%
	7/14/2013	90%	53%
	7/28/2013	91%	53%

		Cellphone	Smartphone
<b>Mobile phone ownership over time</b>	9/16/2013	89%	54%
	9/30/2013	91%	55%
	10/6/2013	92%	58%
Who owns cellphones and smartphones	1/5/2014	92%	55%
	1/12/2014	90%	58%
	1/26/2014	91%	55%
Ownership of other devices	2/18/2014	90%	
	4/27/2014	92%	
	9/21/2014	91%	
Smartphone dependency over time	12/21/2014	89%	59%
	4/12/2015	92%	67%
	7/12/2015	92%	68%
Who is smartphone dependent	11/15/2015	91%	69%
	4/4/2016	92%	72%
	5/3/2016	92%	70%
	11/6/2016	95%	77%

Source: Surveys conducted 2002-2016.

PEW RESEARCH CENTER



## Who owns cellphones and smartphones

A substantial majority of Americans are cellphone owners across a wide range of demographic groups. By contrast, smartphone ownership exhibits greater variation based on age, household income and educational attainment.

*% of U.S. adults who own the following devices*

	Any cellphone	Smartphone	Cellphone, but not smartphone
Total	95%	77%	18%
Men	96%	78%	18%

	Any cellphone	Smartphone	Cellphone, but not smartphone
<b>Mobile phone ownership over time</b>	94%	75%	19%
Who owns cellphones and smartphones	94%	77%	17%
Ownership of other devices	98%	75%	23%
Smartphone dependency over time	100%	92%	8%
Who is smartphone dependent	99%	88%	11%
Find out more	97%	74%	23%
Less than high school graduate	80%	42%	38%
High school graduate	92%	54%	39%
Some college	92%	69%	23%
College graduate	96%	80%	16%
Less than \$30,000	97%	89%	8%
\$30,000-\$49,999	92%	64%	29%
\$50,000-\$74,999	95%	74%	21%
\$75,000+	96%	83%	13%
Urban	99%	93%	6%
Suburban	95%	77%	17%
Rural	96%	79%	16%
	94%	67%	27%

Source: Survey conducted Sept. 29-Nov. 6, 2016.

PEW RESEARCH CENTER

## Mobile phone ownership over time



Who owns cellphones and smartphones

## Ownership of other devices

Ownership of other devices

nes, Americans own a range of other information devices. Nearly eight-in-ten U.S. adults now computers, while roughly half now own tablet computers and around one-in-five own

Smartphone dependency over time

Who is smartphone

depe

Chart

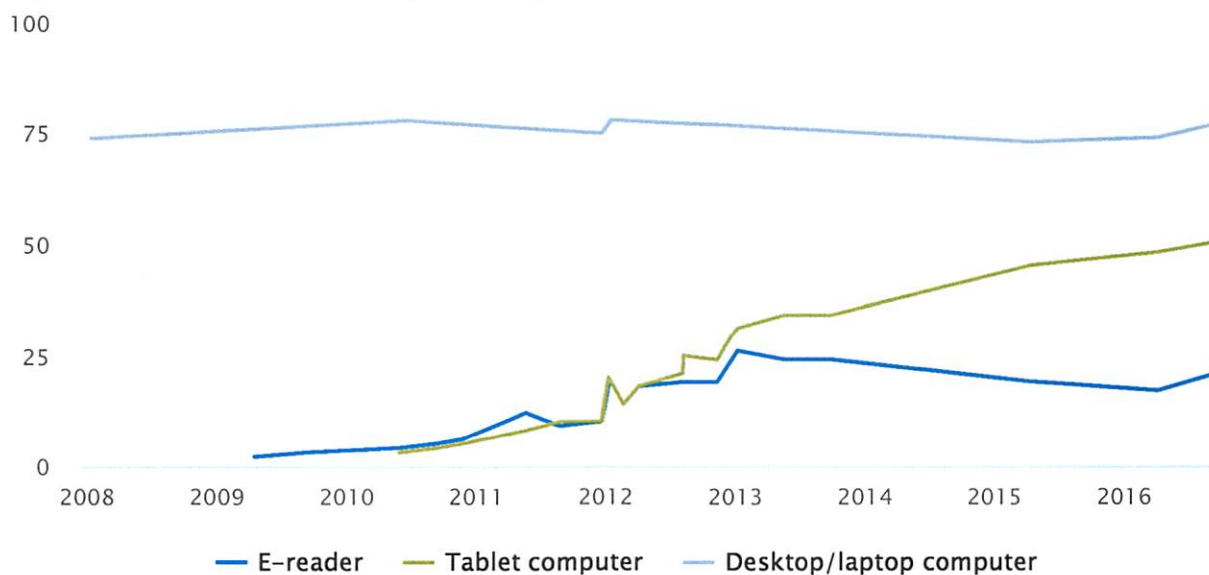
Data

Share

Embed

Find out more

*% of U.S. adults who own the following devices*



Source: Surveys conducted 2008-2016.

PEW RESEARCH CENTER



## Smartphone dependency over time

## Mobile phone ownership over time

Who owns cellphones and smartphones

ditional broadband service has slowed in recent years, a growing share of Americans now use primary means of online access at home. Today just over one-in-ten American adults are internet users – meaning they own a smartphone, but do not have traditional home broadband

Ownership of other

devi **Chart** **Data** **Share** **Embed**

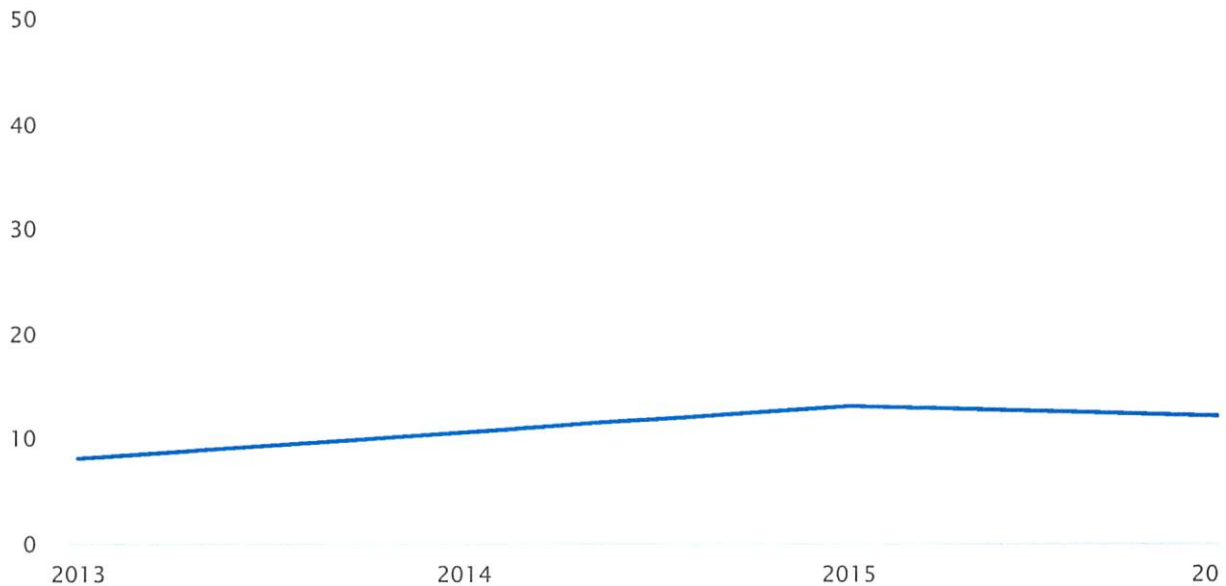
Smart

dep% of U.S. adults who do not use broadband at home but own smartphones

Whc

dep

Find



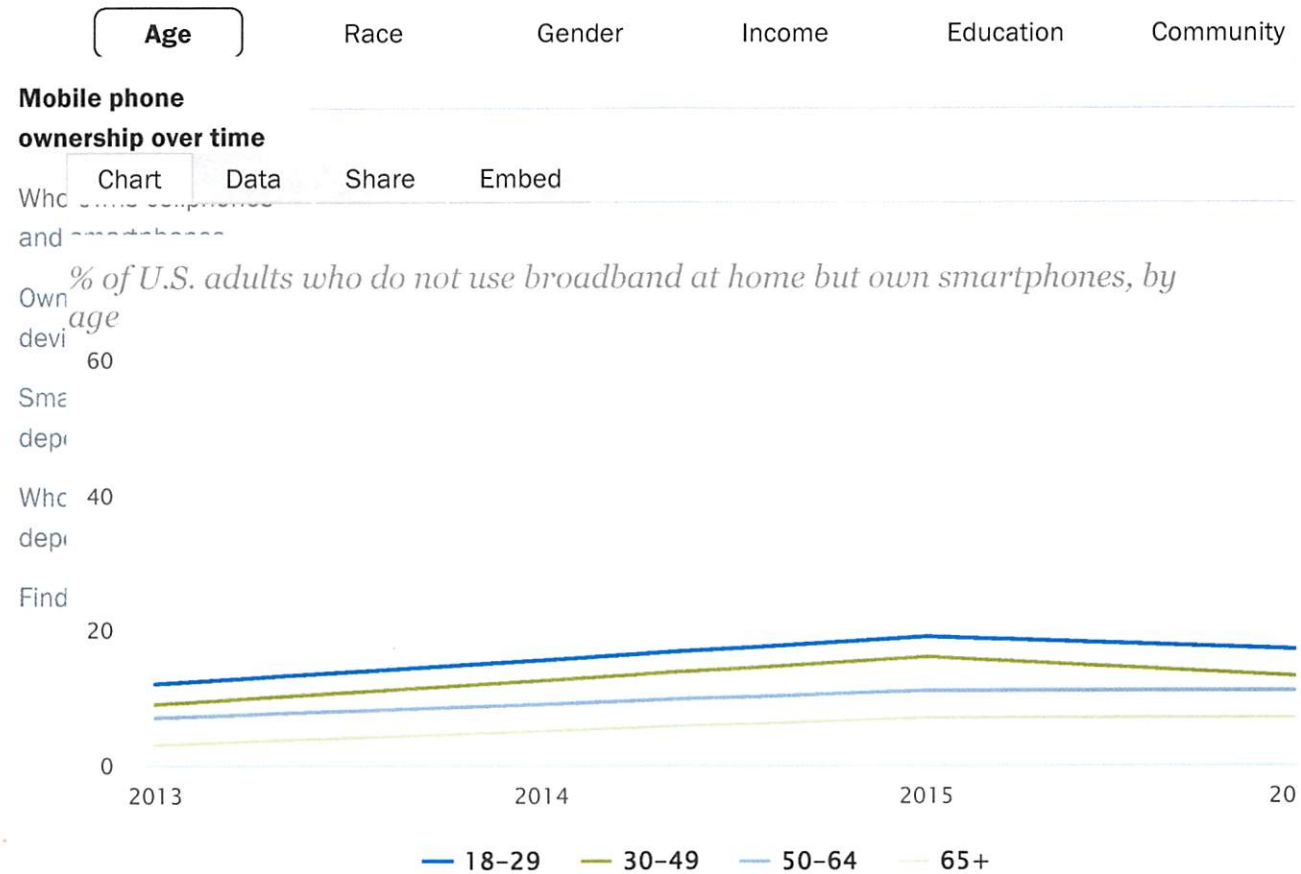
Source: Surveys conducted 2013-2016. Data for each year based on a pooled analysis of all surveys containing broadband and smartphone questions fielded during that year.

PEW RESEARCH CENTER



## Who is smartphone dependent

Reliance on smartphones for online access is especially common among younger adults, non-whites and lower-income Americans.



Source: Surveys conducted 2013-2016. Data for each year based on a pooled analysis of all surveys containing broadband and smartphone questions fielded during that year.

PEW RESEARCH CENTER



## Find out more

Find more in-depth explorations of the impact of mobile adoption by following the links below.

[Home Broadband 2015: Barriers to broadband adoption](#) Dec. 21, 2015

[Technology Device Ownership 2015](#) Oct. 29, 2015

[U.S. Smartphone Use in 2015](#) April 1, 2015

[All reports and blog posts related to mobile technology](#)

**Mobile phone  
ownership over time**

Who owns cellphones  
and smartphones

Ownership of other  
devices

Smartphone  
dependency over time

Who is smartphone  
dependent

Find out more