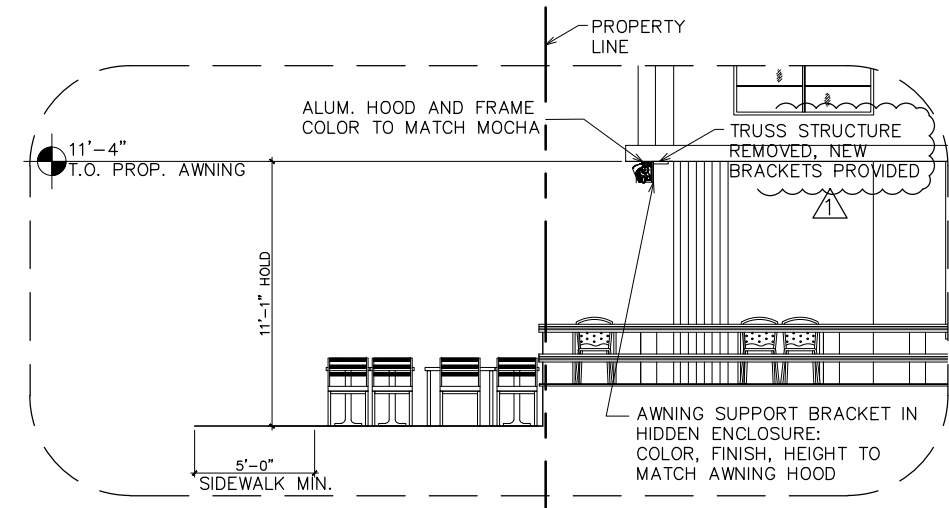


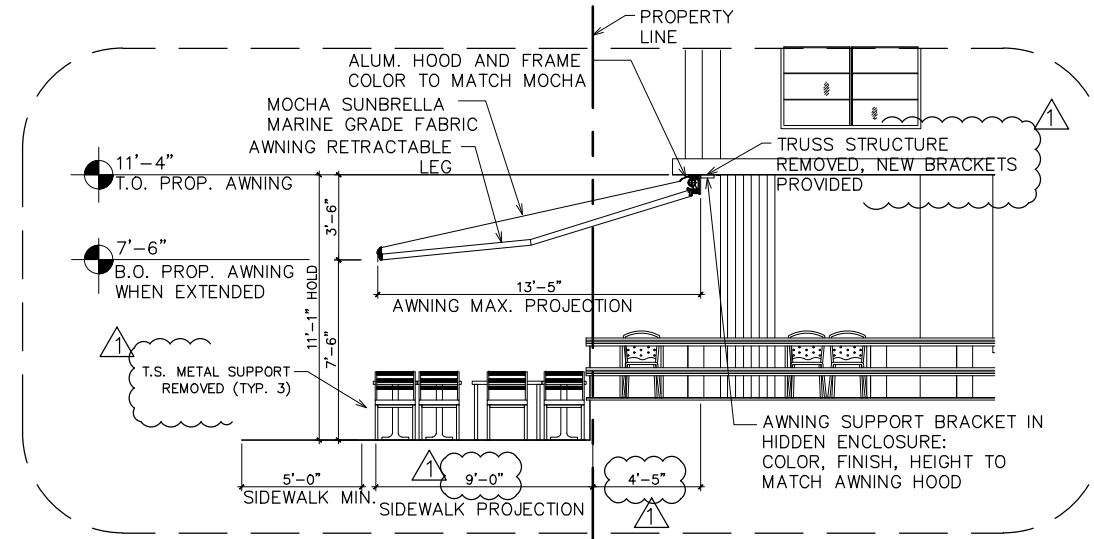


RETRACTABLE AWNING
(SEE SPECS. ATTACHED)

NORTH ELEVATION (RIGHT)
SCALE : 3/32" = 1'-0"



AWNING SECTION WHEN RETRACTED
SCALE : 1/8" = 1'-0"



AWNING SECTION WHEN EXTENDED
SCALE : 1/8" = 1'-0"

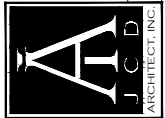
FINAL SUBMITTAL: 07.13.2017

Revisions	
▲	07.13.17 HPB. COMM.

NEW CANVAS AWNING
1400 OCEAN DRIVE, LLC
1400 OCEAN DRIVE
MIAMI BEACH, FL 33139

J.C.D. ARCHITECT, Inc.
JUAN C. DAVID R. A. # 0015344
LEED ACCREDITED PROFESSIONAL
Design & Development

Architecture • Interiors • Planning • Construction
1385 Coral Way, Suite 404 Miami, FL 33145
Ph: (305) 285-4343 Fax: (305) 285-4330



Job No.	
Date	06.22.17
Scale	SHOWN
Seal	
AA-26001560	
Sheet No.	A-3