





CBS	CONCRETE BLOCK STRUCTURE
CE	CENTERLINE
CV	CLEAN OUT VALVE
CONC.	CONCRETE
LB	LICENSE BUSINESS
MN&W	MAGNETIC NAIL AND WASHER
(C)	CALCULATED
(P)	PLATED
R/W	RIGHT OF WAY LINE
MW	MONITORING WELL
WM	WATER METER
PB	PLAT BOOK
PG.	PAGE
—	SIGN
○	WOOD POWER POLE
R	RADIUS
L	LENGTH
Δ	CENTRAL ANGLE
CHB	CHORD BEARING
CHD	CHORD DISTANCE
	TREE
	PALM
	LIGHT POLE
○ ICV	IRRIGATION VALVE
TYP.	TYPICAL
	MAILBOX

LAST DATE OF FIELD SURVEY: AUGUST 7TH, 2022.

[illegible]

SHEET NUMBER:
1 of 1

NOTE: DO NOT SCALE DRAWINGS FOR CONSTRUCTION.