



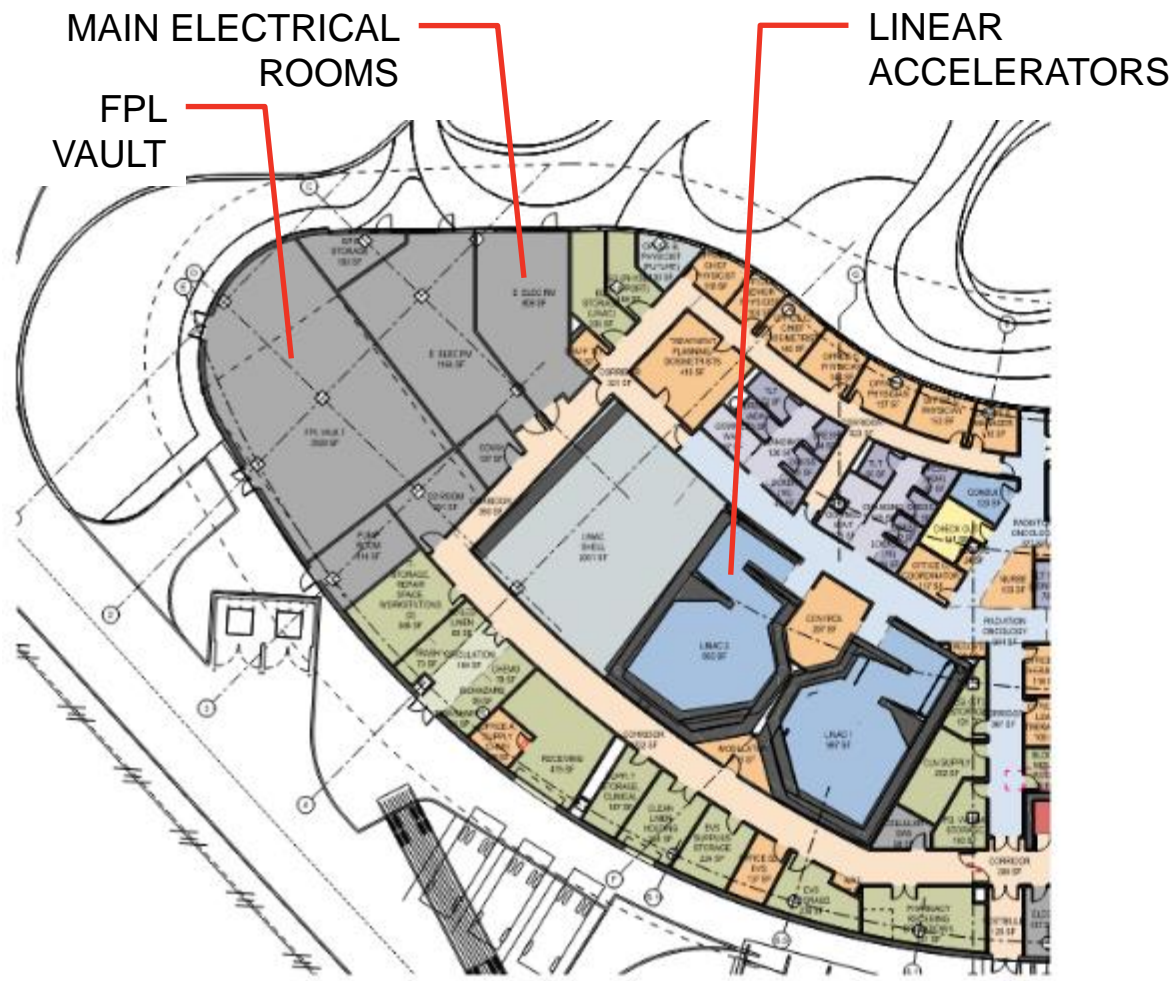
**Mount Sinai Medical Center
Braman Cancer Center
Presentation to the Design Review Board
October 4, 2022**

**CANNONDESIGN
+ BLUE COTTAGE**

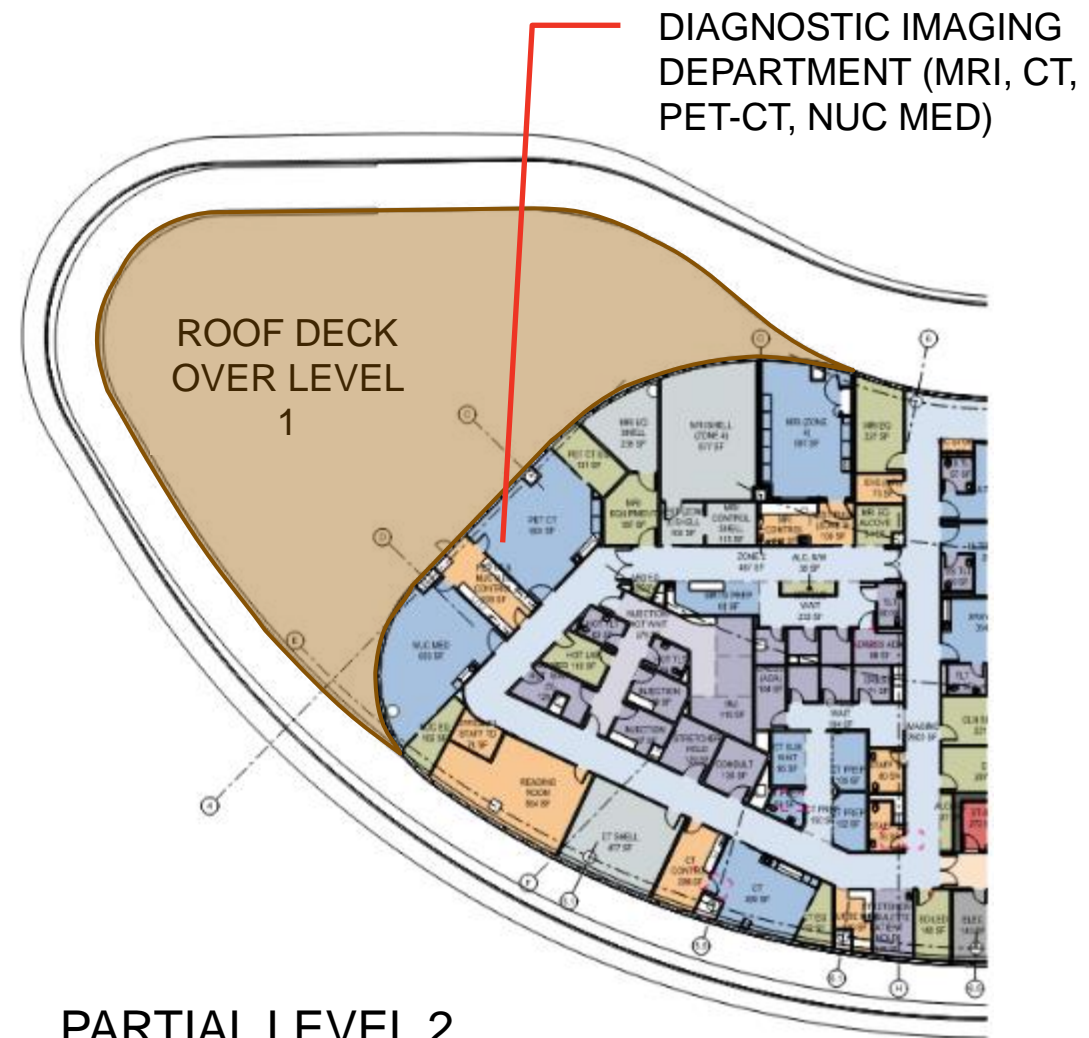
Previous Comments from 9/6 Hearing

- Roof decks should be improved to be more than bare roofing material
- Improve visual representation of landscape vegetation in healing garden renderings
- Soften transition between retaining wall and future Baywalk

Essential Equipment Under Roof Decks



PARTIAL LEVEL 1
FLOOR PLAN

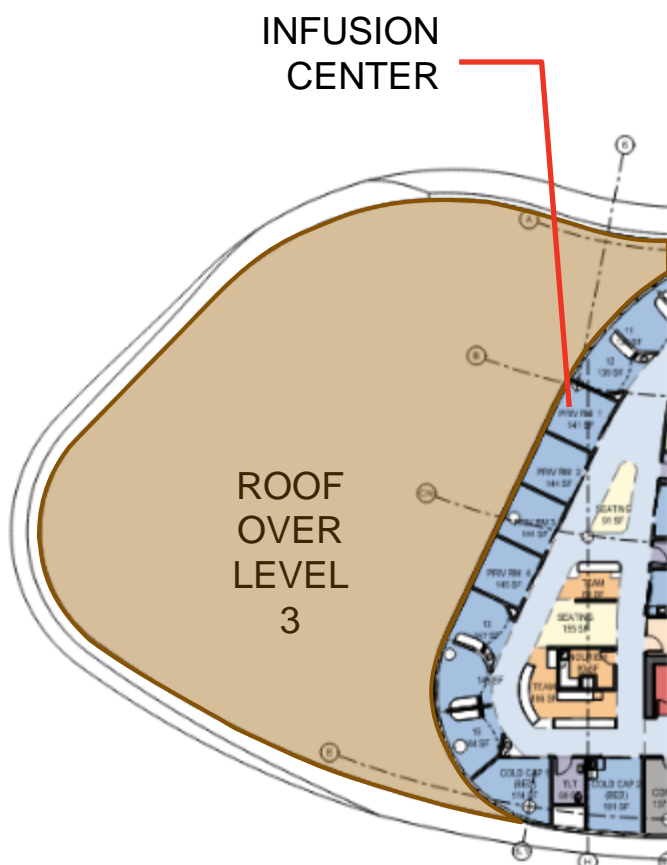


PARTIAL LEVEL 2
FLOOR PLAN

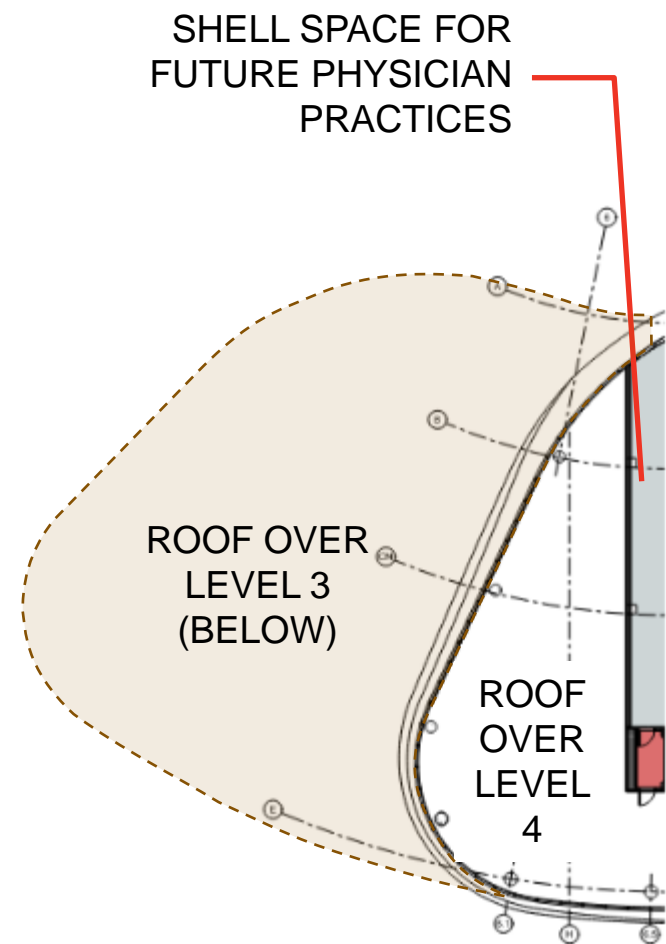
Program Adjacent to Roof Decks



PARTIAL LEVEL 3
FLOOR PLAN



PARTIAL LEVEL 4
FLOOR PLAN



PARTIAL LEVEL 5
FLOOR PLAN

Roofscape

ROOF PAVER SYSTEM WITH
MULTIPLE COLORS & FINSHES
DEFINING ZONES OF ART
INSTALLATIONS

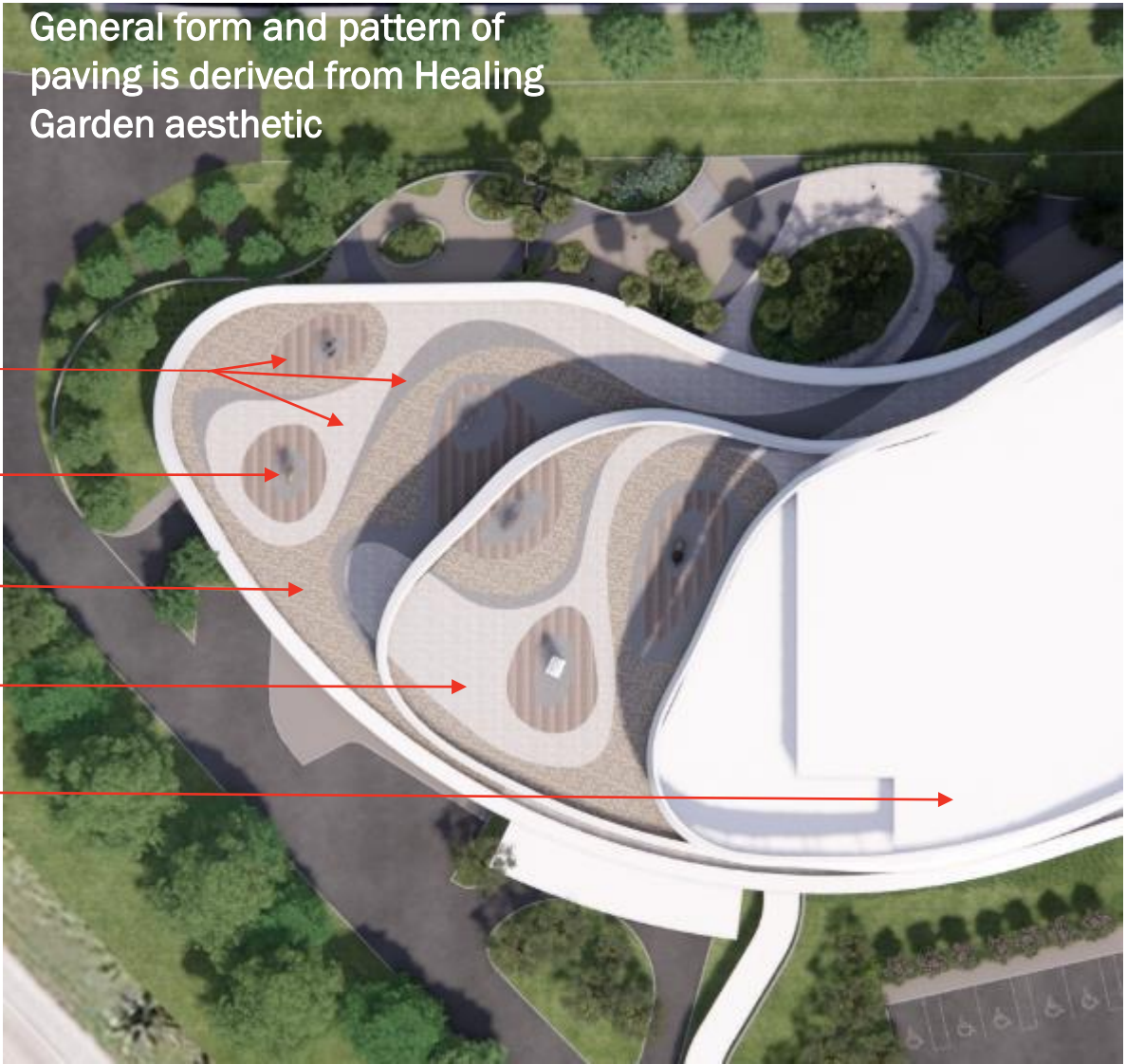
ART INSTALLATION

ROOF OVER LEVEL 1

ROOF OVER LEVEL 3

ROOF OVER LEVEL 5

General form and pattern of
paving is derived from Healing
Garden aesthetic



PARTIAL ROOF PLAN

Roofscape

(NOTE: Art shown are placeholders.
Final artwork will be site specific
installations.)



AERIAL VIEW



PREVIOUS


Roofscape

(NOTE: Art shown are placeholders.
Final artwork will be site specific
installations.



VIEW FROM LEVEL 3 ONTO LEVEL 2 ROOFSCAPE

Artwork on Campus



Examples of artwork in Skolnick Surgical Tower.

Roofscape

(NOTE: Art shown are placeholders.
Final artwork will be site specific
installations.



AERIAL VIEW

Garden Landscape



VIEW OF HEALING GARDEN SHOWING VEGETATION MATCHING SUBMITTED PLANTING PLANS

Mount Sinai Medical Center | Braman Cancer Center



PREVIOUS

Render better shows vegetation represented in submitted planting plans and intention of landscape design.

Garden Landscape & Glass Guardrail



PREVIOUS

← Glass guardrail at top of retaining wall minimizes solid wall height and improves transparency from garden.

VIEW OF HEALING GARDEN SHOWING VEGETATION MATCHING SUBMITTED PLANTING PLANS

Retaining Wall – Softened Edge and Glass Guardrail

Glass guardrail and screening planting minimize visual weight of retaining wall.



VIEW FROM FIRE ACCESS LANE SHOWING IMPROVED TRANSPARENCY AT RETAINING WALL

Retaining Wall – Softened Edge and Glass Guardrail



Full height walls maintain privacy for meditative garden spaces and are screened by extensive pockets of vegetation.

VIEW FROM FIRE ACCESS LANE SHOWING IMPROVED TRANSPARENCY AT RETAINING WALL

Retaining Wall – Softened Edge and Glass Guardrail



VIEW FROM FIRE ACCESS LANE SHOWING IMPROVED TRANSPARENCY AT RETAINING WALL

