

INDEX OF DRAWINGS

INDEX OF DRAWINGS

- A-00 COVER
- V-01 BOUNDARY & TOPOGRAPHIC SURVEY
- V-02 BOUNDARY & TOPOGRAPHIC SURVEY
- A-01 LOCATION MAP
- A-02 EXISTING SITE PLAN
- A-03 SITE PLAN
- A-04 CONTEXT STREET VIEWS
- A-05 CONTEXT STREET VIEWS
- A-10 1ST LEVEL FLOOR PLAN
- A-11 ROOF LEVEL PLAN
- A-20 EXTERIOR ELEVATIONS WITHOUT LANDSCAPE
- A-21 EXTERIOR ELEVATIONS WITHOUT LANDSCAPE
- A-22 EXTERIOR ELEVATIONS WITH LANDSCAPE
- A-23 EXTERIOR ELEVATIONS WITH LANDSCAPE
- A-30 BUILDING SECTIONS
- A-31 LOBBY CONCEPT
- A-32 EXHIBIT 1 & 2 THEATER INTRODUCTION
- A-33 EXHIBIT 1 & 2 TESTIMONIALS
- A-34 CLASSROOM CONECP
- A-40 AERIAL RENDERING
- A-41 AERIAL RENDERING WITH STREET TREES
- A-42 AERIAL RENDERING SOUTH
- A-43 AERIAL RENDERING SOUTH WITH STREET TREES
- A-44 RENDERING - DAY VIEW
- A-45 RENDERING - DAY VIEW WITH STREET TREES
- A-46 RENDERING - NIGHT VIEW
- A-47 RENDERING - NIGHT VIEW WITH TREES
- L0-00 LANDSCAPE INDEX OF DRAWINGS
- L0-01 LANDSCAPE NOTES
- L0-02 LANDSCAPE CALCULATIONS
- L0-03 LANDSCAPE IMAGES
- L0-04 TREE SURVEY
- L1-00 TREE DISPOSITION
- L1-01 TREE MITIGATION PLAN
- L1-10 GROUND LEVEL RENDERED PLAN
- L1-11 GROUND LEVEL HARDSCAPE PLAN
- L1-12 GROUND LEVEL TREE PLAN
- L1-13 GROUND LEVEL SHRUB & GROUNDCOVER PLAN
- L1-14 GROUND LEVEL LIGHTING PLAN
- L3-10 19TH STREET RENDERED SECTION
- L5-10 GROUND LEVEL HARDSCAPE DETAILS
- L5-11 GROUND LEVEL PLANTING DETAILS
- L6-00 TREE DISPOSITION SCHEDULE
- L6-01 TREE DISPOSITION SCHEDULE
- IR1-10 GROUND LEVEL IRRIGATION PLAN
- IR5-10 GROUND LEVEL IRRIGATION DETAILS



ARQUITECTONICA
2900 Oak Avenue Miami, Florida 33133
TEL. 305.372.1812 FAX. 305.372.1175
www.arquitectonica.com

THE EDUCATION CENTER AT THE HOLOCAUST MEMORIAL
DESIGN REVIEW BOARD RESUBMISSION
1933-1945 Meridian Avenue, Miami Beach, Fl 33139

Sherri Gutierrez
Digitally signed by Sherri Gutierrez,
DN: CN=Sherri Gutierrez,
OU=A01410C00000176916500AD000002F3,
O=Arquitectonica International Corporation,
C=US
Date: 2022.02.14 14:32:36-05'00'

DRAWING: COVER SHEET
SCALE:
DATE: February 14, 2022

A-00



GRAPHIC SCALE
1" = 100.0'
1" = 30.48m



BOUNDARY & TOPOGRAPHIC SURVEY

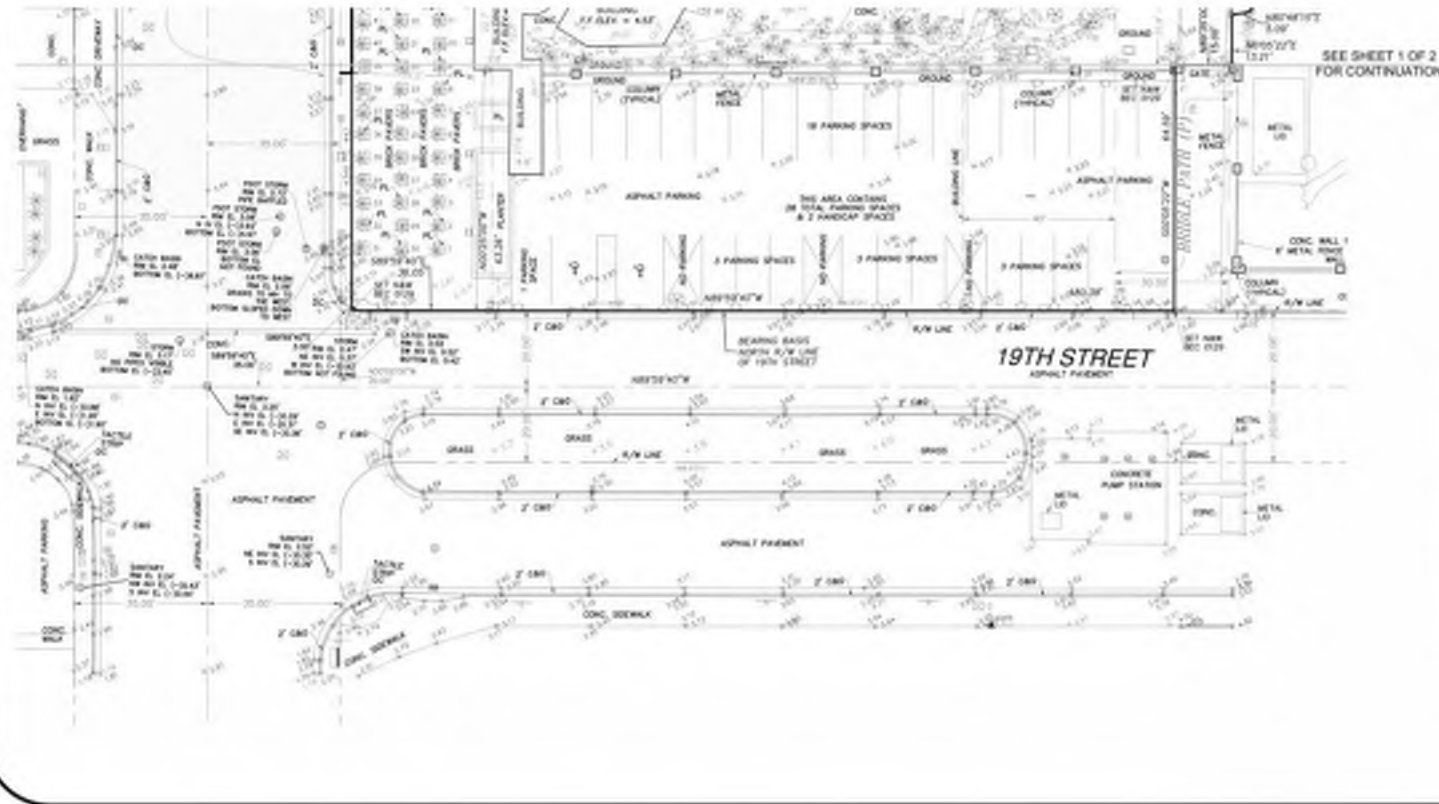
TREE TABLE				
NO.	COMMON NAME	HEIGHT (FEET)	SPREAD (FEET)	DIAMETER (INCHES)
1	Sequoia Palm	7	3	8
2	Sequoia Palm	12	4	10
3	Sequoia Palm	10	4	10
4	Sequoia Palm	8	4	10
5	Sequoia Palm	5	4	10
6	Sequoia Palm	5	4	10
7	Sequoia Palm	5	4	10
8	Sequoia Palm	5	4	10
9	Sequoia Palm	5	4	10
10	Sequoia Palm	5	4	10
11	Sequoia Palm	5	4	10
12	Sequoia Palm	5	4	10
13	Sequoia Palm	5	4	10
14	Sequoia Palm	5	4	10
15	Sequoia Palm	5	4	10
16	Sequoia Palm	5	4	10
17	Sequoia Palm	5	4	10
18	Sequoia Palm	5	4	10
19	Sequoia Palm	5	4	10
20	Sequoia Palm	5	4	10
21	Sequoia Palm	5	4	10
22	Sequoia Palm	5	4	10
23	Sequoia Palm	5	4	10
24	Sequoia Palm	5	4	10
25	Sequoia Palm	5	4	10
26	Sequoia Palm	5	4	10
27	Sequoia Palm	5	4	10
28	Sequoia Palm	5	4	10
29	Sequoia Palm	5	4	10
30	Sequoia Palm	5	4	10
31	Sequoia Palm	5	4	10
32	Sequoia Palm	5	4	10
33	Sequoia Palm	5	4	10
34	Sequoia Palm	5	4	10
35	Sequoia Palm	5	4	10
36	Sequoia Palm	5	4	10
37	Sequoia Palm	5	4	10
38	Sequoia Palm	5	4	10
39	Sequoia Palm	5	4	10
40	Sequoia Palm	5	4	10
41	Sequoia Palm	5	4	10
42	Sequoia Palm	5	4	10
43	Sequoia Palm	5	4	10
44	Sequoia Palm	5	4	10
45	Sequoia Palm	5	4	10
46	Sequoia Palm	5	4	10
47	Sequoia Palm	5	4	10
48	Sequoia Palm	5	4	10
49	Sequoia Palm	5	4	10
50	Sequoia Palm	5	4	10
51	Sequoia Palm	5	4	10
52	Sequoia Palm	5	4	10
53	Sequoia Palm	5	4	10
54	Sequoia Palm	5	4	10
55	Sequoia Palm	5	4	10
56	Sequoia Palm	5	4	10
57	Sequoia Palm	5	4	10
58	Sequoia Palm	5	4	10
59	Sequoia Palm	5	4	10
60	Sequoia Palm	5	4	10
61	Sequoia Palm	5	4	10
62	Sequoia Palm	5	4	10
63	Sequoia Palm	5	4	10
64	Sequoia Palm	5	4	10
65	Sequoia Palm	5	4	10
66	Sequoia Palm	5	4	10
67	Sequoia Palm	5	4	10
68	Sequoia Palm	5	4	10
69	Sequoia Palm	5	4	10
70	Sequoia Palm	5	4	10
71	Sequoia Palm	5	4	10
72	Sequoia Palm	5	4	10
73	Sequoia Palm	5	4	10
74	Sequoia Palm	5	4	10
75	Sequoia Palm	5	4	10
76	Sequoia Palm	5	4	10
77	Sequoia Palm	5	4	10
78	Sequoia Palm	5	4	10
79	Sequoia Palm	5	4	10
80	Sequoia Palm	5	4	10
81	Sequoia Palm	5	4	10
82	Sequoia Palm	5	4	10
83	Sequoia Palm	5	4	10
84	Sequoia Palm	5	4	10
85	Sequoia Palm	5	4	10
86	Sequoia Palm	5	4	10
87	Sequoia Palm	5	4	10
88	Sequoia Palm	5	4	10
89	Sequoia Palm	5	4	10
90	Sequoia Palm	5	4	10
91	Sequoia Palm	5	4	10
92	Sequoia Palm	5	4	10
93	Sequoia Palm	5	4	10
94	Sequoia Palm	5	4	10
95	Sequoia Palm	5	4	10
96	Sequoia Palm	5	4	10
97	Sequoia Palm	5	4	10
98	Sequoia Palm	5	4	10
99	Sequoia Palm	5	4	10
100	Sequoia Palm	5	4	10

TREE TABLE				
NO.	COMMON NAME	HEIGHT (FEET)	SPREAD (FEET)	DIAMETER (INCHES)
87	Sequoia Palm	5	4	10
88	Sequoia Palm	5	4	10
89	Sequoia Palm	5	4	10
90	Sequoia Palm	5	4	10
91	Sequoia Palm	5	4	10
92	Sequoia Palm	5	4	10
93	Sequoia Palm	5	4	10
94	Sequoia Palm	5	4	10
95	Sequoia Palm	5	4	10
96	Sequoia Palm	5	4	10
97	Sequoia Palm	5	4	10
98	Sequoia Palm	5	4	10
99	Sequoia Palm	5	4	10
100	Sequoia Palm	5	4	10
101	Sequoia Palm	5	4	10
102	Sequoia Palm	5	4	10
103	Sequoia Palm	5	4	10
104	Sequoia Palm	5	4	10
105	Sequoia Palm	5	4	10
106	Sequoia Palm	5	4	10
107	Sequoia Palm	5	4	10
108	Sequoia Palm	5	4	10
109	Sequoia Palm	5	4	10
110	Sequoia Palm	5	4	10
111	Sequoia Palm	5	4	10
112	Sequoia Palm	5	4	10
113	Sequoia Palm	5	4	10
114	Sequoia Palm	5	4	10
115	Sequoia Palm	5	4	10
116	Sequoia Palm	5	4	10
117	Sequoia Palm	5	4	10
118	Sequoia Palm	5	4	10
119	Sequoia Palm	5	4	10
120	Sequoia Palm	5	4	10
121	Sequoia Palm	5	4	10
122	Sequoia Palm	5	4	10
123	Sequoia Palm	5	4	10
124	Sequoia Palm	5	4	10
125	Sequoia Palm	5	4	10
126	Sequoia Palm	5	4	10
127	Sequoia Palm	5	4	10
128	Sequoia Palm	5	4	10
129	Sequoia Palm	5	4	10
130	Sequoia Palm	5	4	10
131	Sequoia Palm	5	4	10
132	Sequoia Palm	5	4	10
133	Sequoia Palm	5	4	10
134	Sequoia Palm	5	4	10
135	Sequoia Palm	5	4	10
136	Sequoia Palm	5	4	10
137	Sequoia Palm	5	4	10
138	Sequoia Palm	5	4	10
139	Sequoia Palm	5	4	10
140	Sequoia Palm	5	4	10
141	Sequoia Palm	5	4	10
142	Sequoia Palm	5	4	10
143	Sequoia Palm	5	4	10
144	Sequoia Palm	5	4	10
145	Sequoia Palm	5	4	10
146	Sequoia Palm	5	4	10
147	Sequoia Palm	5	4	10
148	Sequoia Palm	5	4	10
149	Sequoia Palm	5	4	10
150	Sequoia Palm	5	4	10
151	Sequoia Palm	5	4	10
152	Sequoia Palm	5	4	10
153	Sequoia Palm	5	4	10
154	Sequoia Palm	5	4	10
155	Sequoia Palm	5	4	10
156	Sequoia Palm	5	4	10
157	Sequoia Palm	5	4	10
158	Sequoia Palm	5	4	10
159	Sequoia Palm	5	4	10
160	Sequoia Palm	5	4	10
161	Sequoia Palm	5	4	10
162	Sequoia Palm	5	4	10
163	Sequoia Palm	5	4	10
164	Sequoia Palm	5	4	10
165	Sequoia Palm	5	4	10
166	Sequoia Palm	5	4	10
167	Sequoia Palm	5	4	10
168	Sequoia Palm	5	4	10
169	Sequoia Palm	5	4	10
170	Sequoia Palm	5	4	10
171	Sequoia Palm	5	4	10
172	Sequoia Palm	5	4	10
173	Sequoia Palm	5	4	10
174	Sequoia Palm	5	4	10
175	Sequoia Palm	5	4	10
176	Sequoia Palm	5	4	10
177	Sequoia Palm	5	4	10
178	Sequoia Palm	5	4	10
179	Sequoia Palm	5	4	10
180	Sequoia Palm	5	4	10
181	Sequoia Palm	5	4	10
182	Sequoia Palm	5	4	10
183	Sequoia Palm	5	4	10
184	Sequoia Palm	5	4	10
185	Sequoia Palm	5	4	10
186	Sequoia Palm	5	4	10
187	Sequoia Palm	5	4	10
188	Sequoia Palm	5	4	10
189	Sequoia Palm	5	4	10
190	Sequoia Palm	5	4	10
191	Sequoia Palm	5	4	10
192	Sequoia Palm	5	4	10
193	Sequoia Palm	5	4	10
194	Sequoia Palm	5	4	10
195	Sequoia Palm	5	4	10
196	Sequoia Palm	5	4	10
197	Sequoia Palm	5	4	10
198	Sequoia Palm	5	4	10
199	Sequoia Palm	5	4	10
200	Sequoia Palm	5	4	10

ABBREVIATIONS:

AVE = AVENUE
BENCH = BENCHMARK
CALC = CALCULATED FROM FIELD MEASUREMENTS
CL.F. = CHAIN LINK FENCE
CONC. = CONCRETE
D.H. = DRILL HOLE
ELEV. = ELEVATION
FND. = FOUNDATION
GPS = GLOBAL POSITIONING SYSTEM
ID. = IDENTIFICATION
IRON PIPE = IRON PIPE
IRON ROD = IRON ROD
L. = LENGTH (WHEN USED IN CURVE DATA)
P.D. = POINT OF BEGINNING
L.B. = LICENSED BUSINESS
N.A. = NORTH AMERICAN DATUM
N.V.D. = NORTH AMERICAN VERTICAL DATUM OF 1988
N.V.D. = NATIONAL GEODETIC VERTICAL DATUM OF 1989
O.R.B. = OFFICIAL RECORD BOOK
P.F. = PERMANENT
P.C. = POINT OF CURVATURE
P.O.B. = POINT OF BEGINNING
P.O.C. = POINT OF COMMENCEMENT
P.O.T. = POINT OF TANGENCY
R. = RADIUS (WHEN USED IN CURVE DATA)
R.M. = RIGHT OF WAY
R/W = RIGHT OF WAY
SEC. = SECTION
T. = TANGENT
D.A. = DELTA ANGLE
D. = DIAMETER
M.O. = MORE OR LESS

NO SURVEY SPOT ELEVATION (METERS)
NO SURVEY SPOT ELEVATION (METERS)



LEGEND:

NO SURVEY SPOT ELEVATION (METERS)
NO SURVEY SPOT ELEVATION (METERS)

BISCAYNE
ENGINEERING
SURVEYORS • ENGINEERS
PLANNERS

1933-1945 MERIDIAN AVENUE, MIAMI BEACH, FL
GREATER MIAMI JEWISH FEDERATION
SCALE: 1" = 100.0'
DATE: 02/14/2022
SHEET NO. 2 OF 2

ARQUITECTONICA
2900 Oak Avenue Miami, Florida 33133
TEL. 305.372.1812 FAX. 305.372.1175
www.arquitectonica.com

THE EDUCATION CENTER AT THE HOLOCAUST MEMORIAL
DESIGN REVIEW BOARD RESUBMISSION
1933-1945 Meridian Avenue, Miami Beach, FL 33139

Sherri Gutierrez
Digitally signed by Sherri Gutierrez
DN: cn=Sherri Gutierrez,
ou=Arquitectonica International Corporation,
c=US
Date: 2022.02.14 14:32:57-0500

DRAWING: BOUNDARY SURVEY
SCALE:
DATE: February 14, 2022

V-02



ARQUITECTONICA
2900 Oak Avenue Miami, Florida 33133
TEL. 305.372.1812 FAX. 305.372.1175
www.arquitectonica.com

THE EDUCATION CENTER AT THE HOLOCAUST MEMORIAL

DESIGN REVIEW BOARD RESUBMISSION

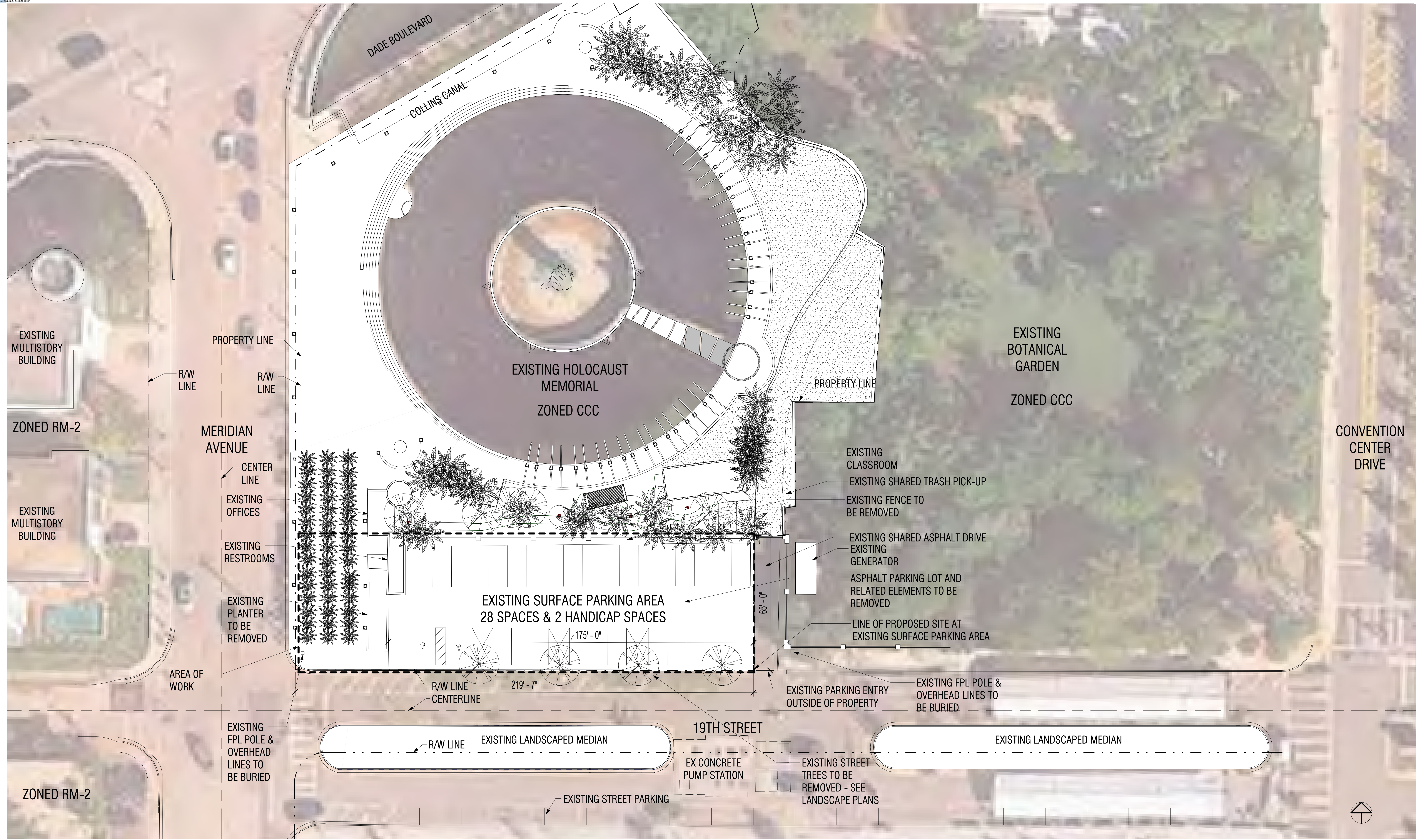
1933-1945 Meridian Avenue, Miami Beach, FL 33139

Digitally signed by Sherri Gutierrez
DN: CN=Sherri Gutierrez,
OU=A01410C00000176916500AD000002F3,
O=Arquitectonica International Corporation,
C=US
Date: 2022.02.14 14:33:08-05'00'

Sherri Gutierrez

DRAWING: LOCATION MAP
SCALE: N.T.S.
DATE: February 14, 2022

A-01



ARQUITECTONICA
 2900 Oak Avenue Miami, Florida 33133
 TEL. 305.372.1812 FAX. 305.372.1175
 www.arquitectonica.com

THE EDUCATION CENTER AT THE HOLOCAUST MEMORIAL

DESIGN REVIEW BOARD RESUBMISSION

1933-1945 Meridian Avenue, Miami Beach, Fl 33139

DRAWING: EXISTING SITE PLAN
 SCALE: 1:20
 DATE: February 14, 2022

A-02

LAND USE STUDY

ZONING: CCC
ADJACENT DEVELOPMENT ZONE: RM-2
FEMA: FLOOD ZONE EL + 8
FAR REQ'D: 2.75 MAX
BUILDING HEIGHT: 100' MAX

PROPOSED BUILDING OCCUPANCY: A-3 ASSEMBLY
EXISTING FLOOR AREA: 1,717 SF
PROPOSED NEW FLOOR AREA: 7,690 SF
TOTAL FLOOR AREA: 9,677 SF
SITE AREA: 72,826 SF (1.672 ACRES)
FAR: 0.13

RM-2 LOT STANDARDS:
MIN LOT AREA - 7,000 SF
MIN LOT WIDTH - 50 FT
MIN SIZE - NEW CONSTRUCTION - 550 SF

SETBACK REQUIREMENTS FOR RM-2:
FRONT SETBACK - 20'
SIDE, INTERIOR - 10' MIN OR 8% LOT WIDTH = $23'-11\frac{1}{4}"$
SIDE, STREET FACING - 10' MIN OR 8% LOT WIDTH = $23'-11\frac{1}{4}"$
- TOTAL SIDE YARDS MIN 16% WIDTH
REAR SETBACK - 10% LOT DEPTH MIN = $21'-11\frac{1}{2}"$

PROVIDED SETBACKS:
FRONT SETBACK - 20'-5"
SIDE, INTERIOR - 230'-8" (AVERAGE WIDTH)
SIDE STREET FACING - 0'-0"
REAR SETBACK - 3'-6"
ALLOWED PROJECTIONS INTO YARD: 5' FOR ADA WALKWAYS
- 25% MAX FOR ROOF OVERHANGS

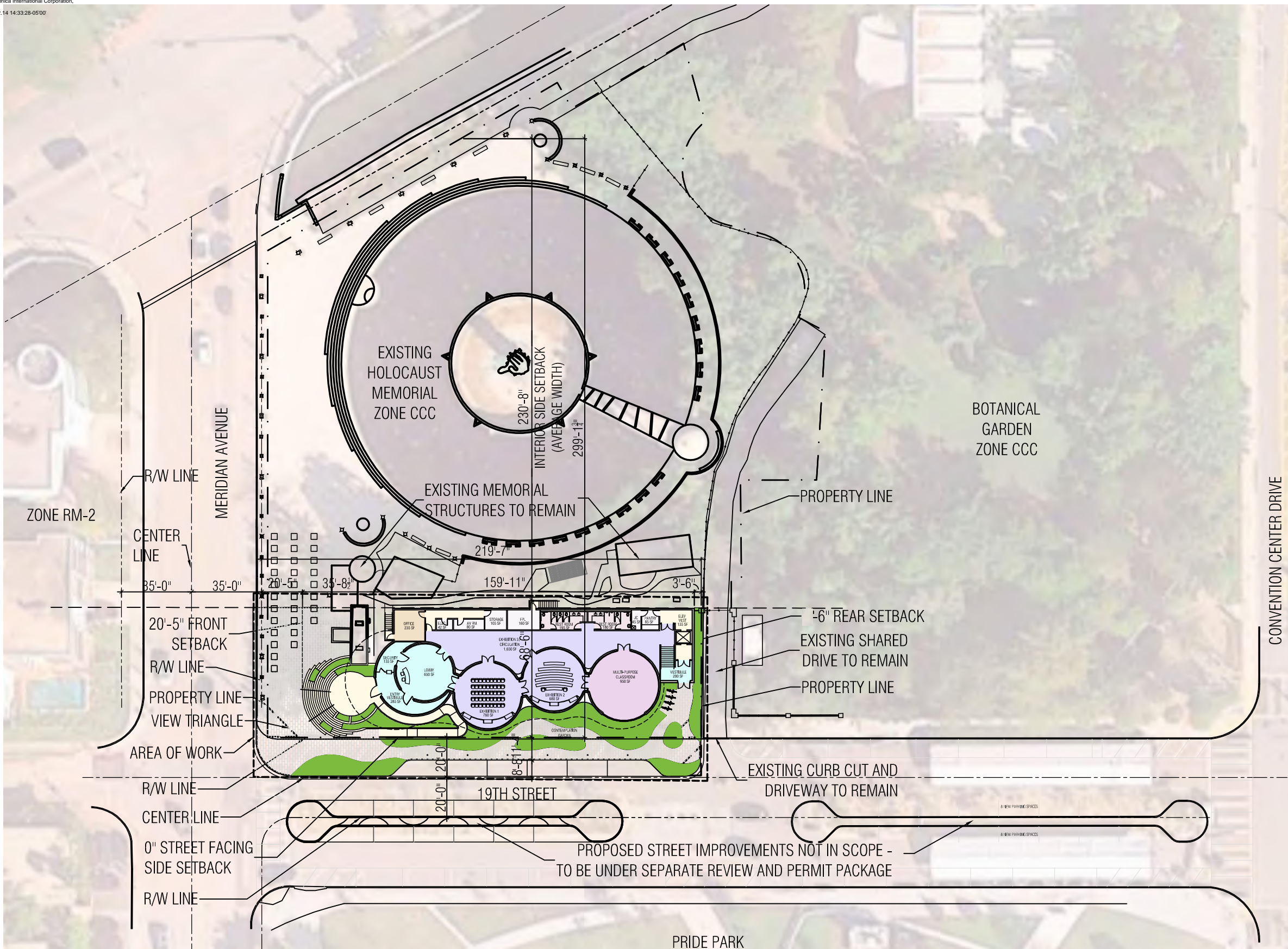
PARKING ANALYSIS - MIAMI BEACH PARKING DISTRICT 1:

NEW CCC REQUIRED PARKING:
AUDITORIUM USE: 1 SPACE PER 1,000 SF AVAILABLE FOR SEATING
1 SPACE / 4,040 SF = 5 ADDITIONAL PARKING SPACES
ACCESSIBLE SPACES - 1 REQUIRED (FOR 1-25 SPACES)

NEW CCC PROVIDED PARKING:
0 SPACES PROVIDED

EXISTING ONSITE PARKING:
30 SPACES INCLUDING 2 ACCESSIBLE SPACES
5 DEDICATED TO THE MEMORIAL, 25 PUBLIC PARKING

DISPLACED PARKING RELOCATION SHALL BE PROPOSED
UNDER A SEPARATE STREET IMPROVEMENT PERMIT
PACKAGE, AND IS NOT INCLUDED IN THIS REVIEW
SUBMISSION



ARQUITECTONICA

2900 Oak Avenue Miami, Florida 33133
TEL. 305.372.1812 FAX. 305.372.1175
www.arquitectonica.com

THE EDUCATION CENTER AT THE HOLOCAUST MEMORIAL

DESIGN REVIEW BOARD RESUBMISSION

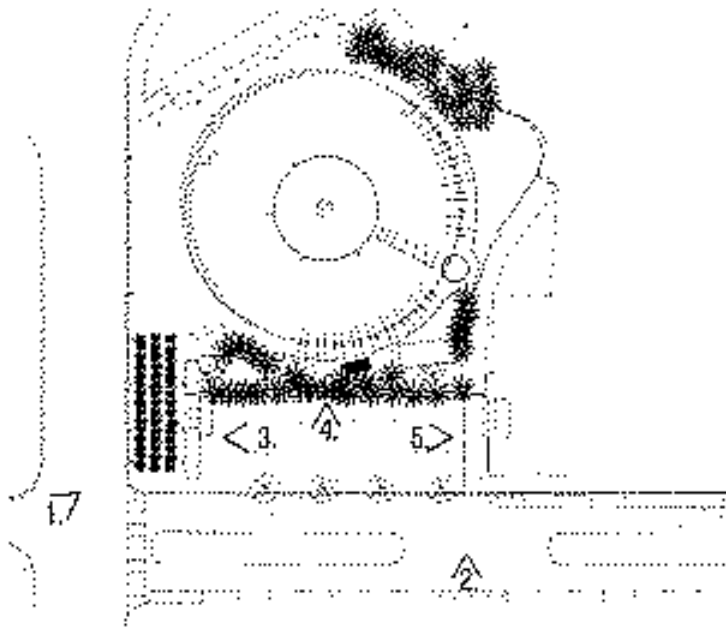
1933-1945 Meridian Avenue, Miami Beach, FL 33139

DRAWING: SITE PLAN

SCALE: 1:40

DATE: February 14, 2022

A-03



KEY PLAN



1. VIEW FROM MERIDIAN AVE



2. ENTRY VIEW FROM 19TH STREET



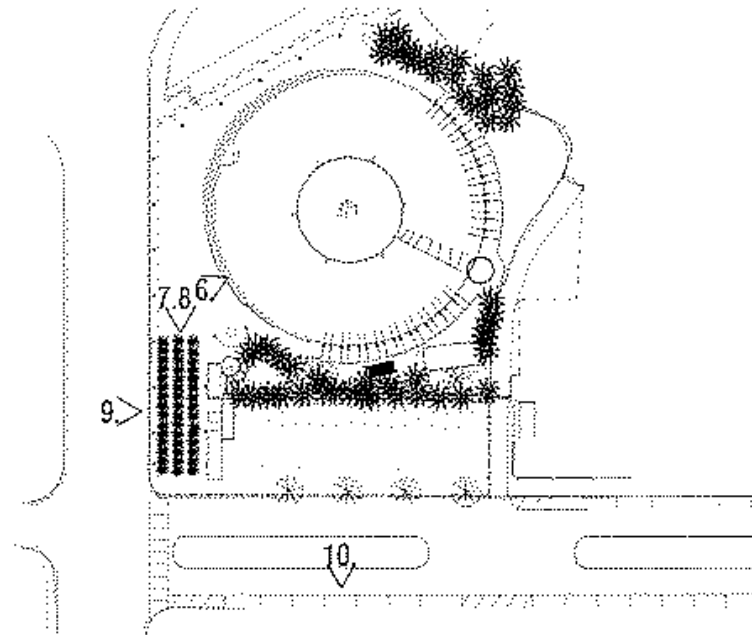
3. SITE WEST VIEW



4. SITE NORTH VIEW



5. SITE EAST VIEW



KEY PLAN



6. EXISTING MEMORIAL



7. EXISTING STRUCTURES



8. APPROACH FROM MEMORIAL



9. EXISTING STRUCTURES



10. VIEW TO PARK

ARQUITECTONICA
2900 Oak Avenue Miami, Florida 33133
TEL. 305.372.1812 FAX. 305.372.1175
www.arquitectonica.com

THE EDUCATION CENTER AT THE HOLOCAUST MEMORIAL

DESIGN REVIEW BOARD RESUBMISSION

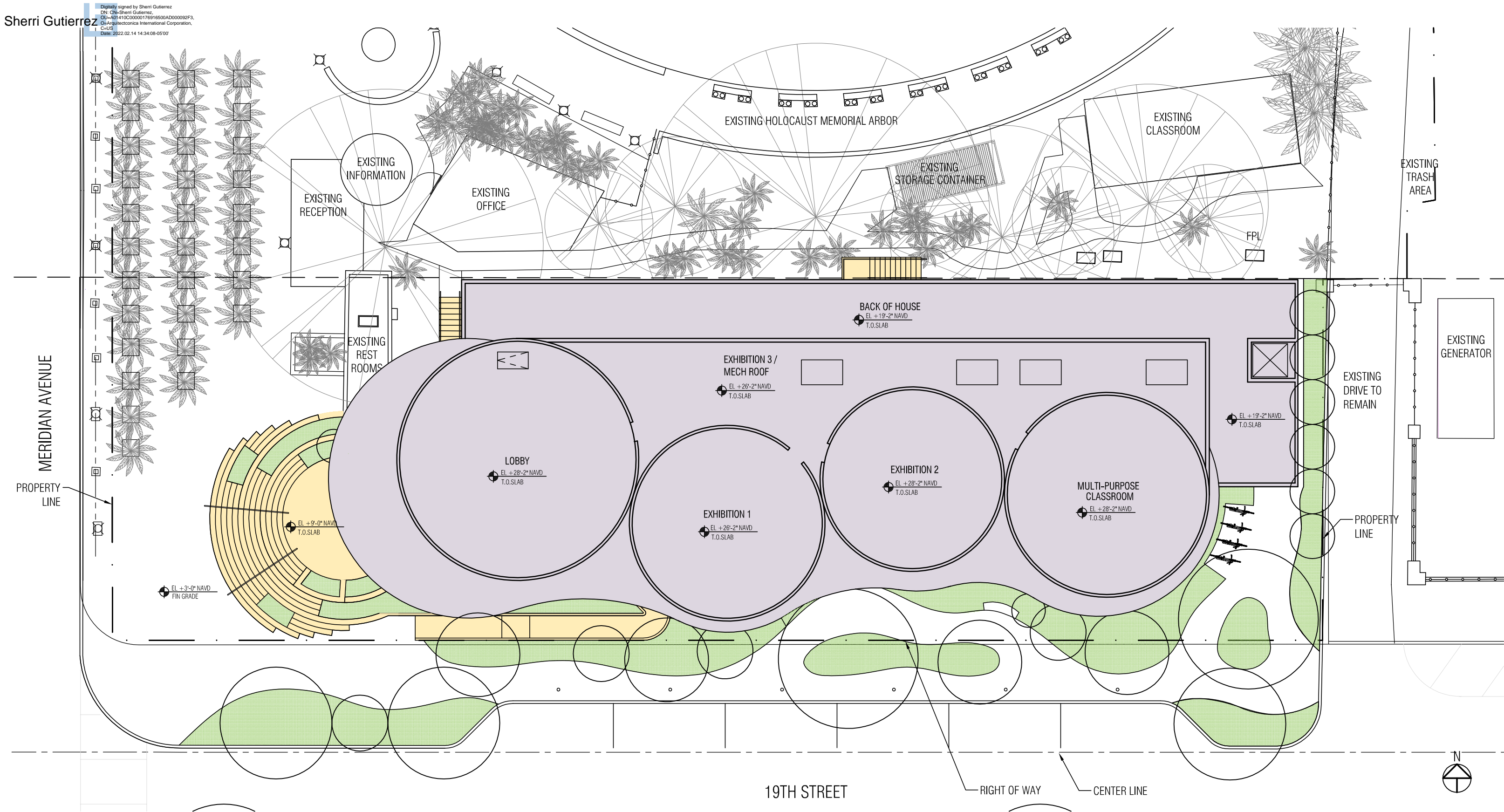
1933-1945 Meridian Avenue, Miami Beach, Fl 33139

Sherri Gutierrez
Digitally signed by Sherri Gutierrez,
DN: cn=Sherri Gutierrez,
ou=A01410C00000176916500AD000002F3,
o=Arquitectonica International Corporation,
c=US
Date: 2022.02.14 14:33:48-05'00'

DRAWING: CONTEXT STREET VIEWS
SCALE:
DATE: February 14, 2022

A-05





ARQUITECTONICA

2900 Oak Avenue Miami, Florida 33133
TEL. 305.372.1812 FAX. 305.372.1175
www.arquitectonica.com

THE EDUCATION CENTER AT THE HOLOCAUST MEMORIAL

DESIGN REVIEW BOARD RESUBMISSION

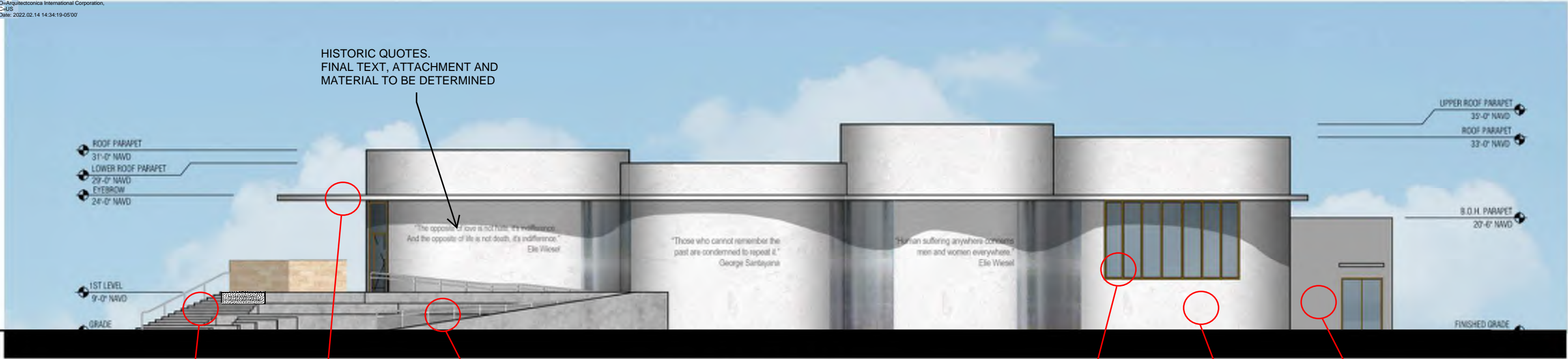
1933-1945 Meridian Avenue, Miami Beach, FL 33139

DRAWING: ROOF PLAN

SCALE: 1/16" = 1'-0"

DATE: February 14, 2022

A-11



SOUTH ELEVATION WITHOUT LANDSCAPE



CONCRETE RAMP & STAIR




WHITWASHED CONCRETE



42" MESH GUARDRAIL




BRONZE STOREFRONT



WHITE CEMENTITIOUS FINISH



GRAY STUCCO FINISH



NORTH ELEVATION WITHOUT LANDSCAPE

ARQUITECTONICA

2900 Oak Avenue Miami, Florida 33133
TEL. 305.372.1812 FAX. 305.372.1175
www.arquitectonica.com

THE EDUCATION CENTER AT THE HOLOCAUST MEMORIAL

DESIGN REVIEW BOARD RESUBMISSION

1933-1945 Meridian Avenue, Miami Beach, FL 33139

DRAWING: EXTERIOR ELEVATIONS WITHOUT LANDSCAPE

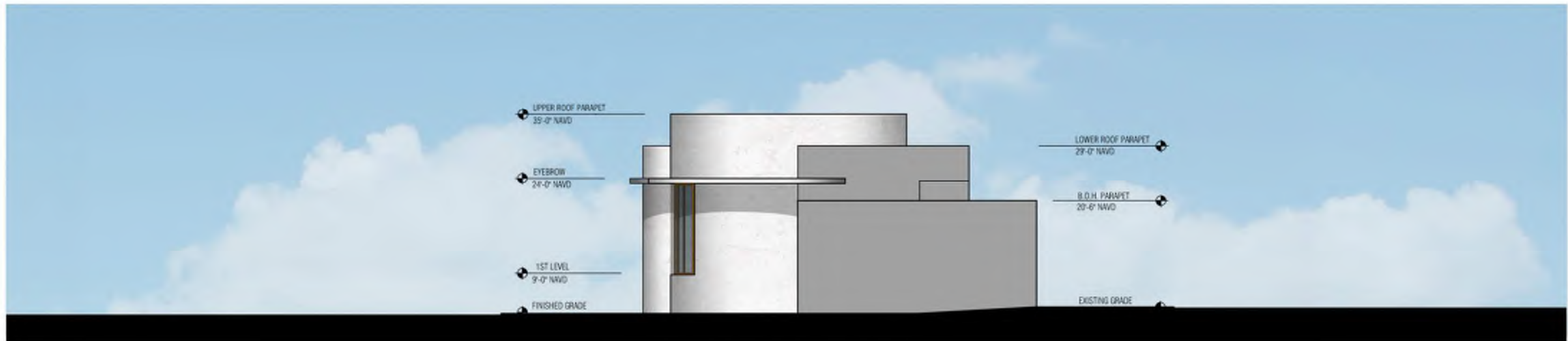
SCALE: 1/16" = 1'-0"

DATE: February 14, 2022

A-20



WEST ELEVATION WITHOUT LANDSCAPE



EAST ELEVATION WITHOUT LANDSCAPE



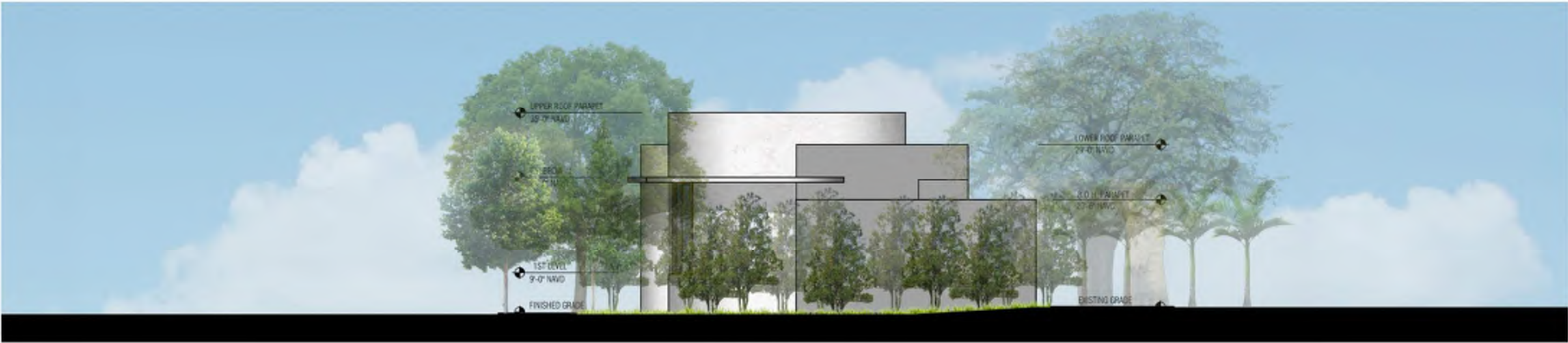
SOUTH ELEVATION WITH LANDSCAPE



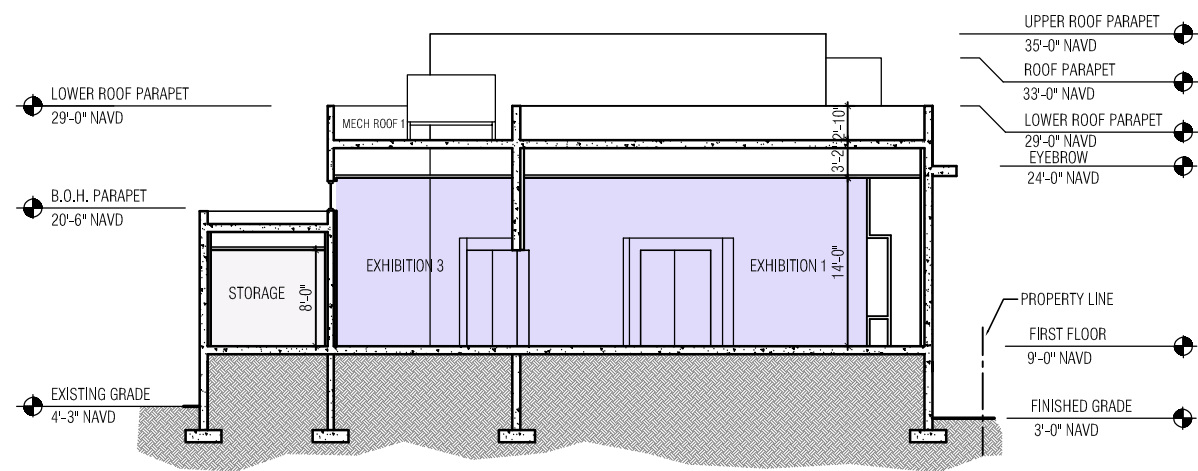
NORTH ELEVATION WITH LANDSCAPE



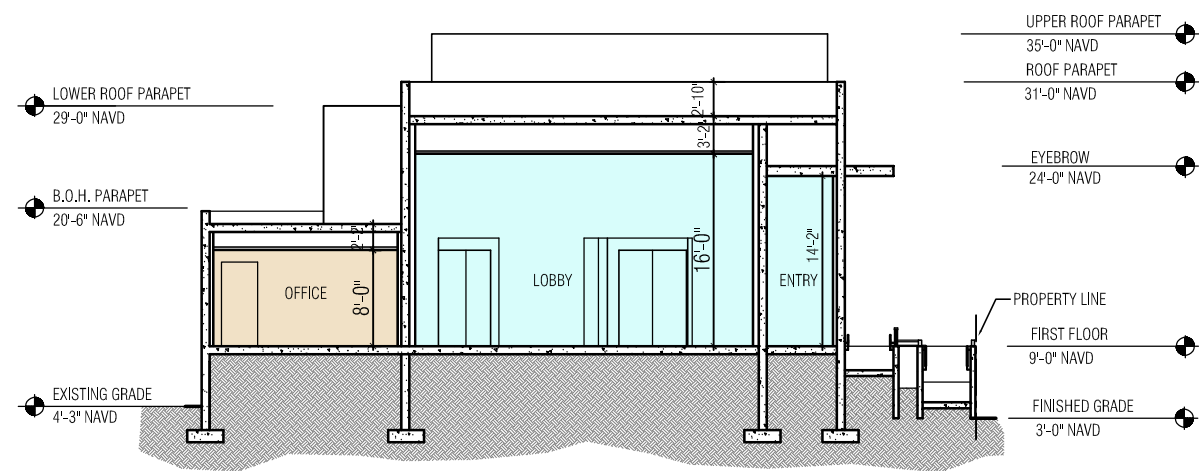
WEST ELEVATION WITH LANDSCAPE



EAST ELEVATION WITH LANDSCAPE

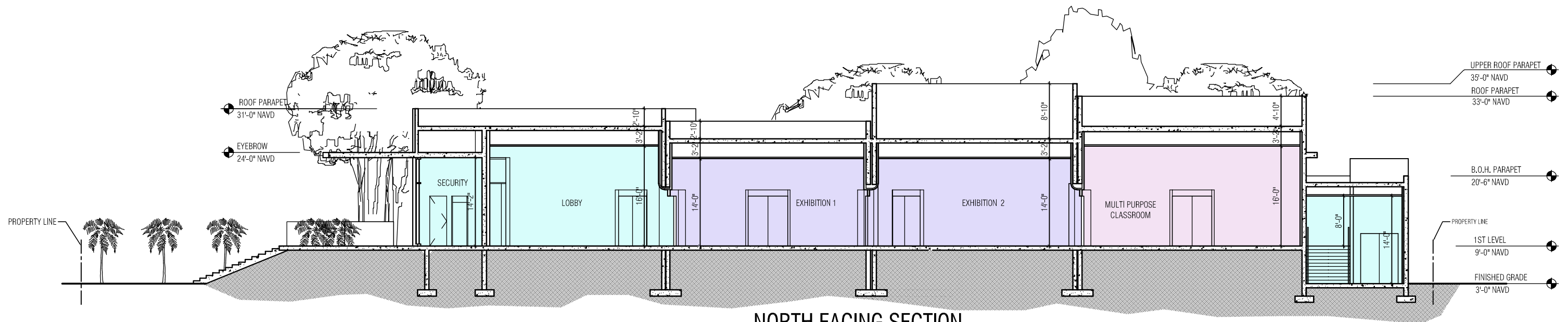


EAST FACING SECTION 1



EAST FACING SECTION 2

- AREA LEGEND
- ADMINISTRATION
 - BACK OF HOUSE
 - EXHIBITION
 - LOBBY
 - MULTI PURPOSE CLASSROOM



NORTH FACING SECTION

ARQUITECTONICA

2900 Oak Avenue Miami, Florida 33133
TEL. 305.372.1812 FAX. 305.372.1175
www.arquitectonica.com

THE EDUCATION CENTER AT THE HOLOCAUST MEMORIAL

DESIGN REVIEW BOARD RESUBMISSION

1933-1945 Meridian Avenue, Miami Beach, FL 33139

DRAWING: BUILDING SECTIONS

SCALE: 1/16" = 1'-0"

DATE: February 14, 2022

A-30



ARQUITECTONICA
 2900 Oak Avenue Miami, Florida 33133
 TEL. 305.372.1812 FAX. 305.372.1175
 www.arquitectonica.com

THE EDUCATION CENTER AT THE HOLOCAUST MEMORIAL

DESIGN REVIEW BOARD RESUBMISSION

1933-1945 Meridian Avenue, Miami Beach, Fl 33139

Sherri Gutierrez

Digitally signed by Sherri Gutierrez
 DN: cn=Sherri Gutierrez,
 ou=A01410C00000176916500AD000092F3,
 o=Arquitectonica International Corporation,
 c=US
 Date: 2022.02.14 14:35:11-05'00'

DRAWING: LOBBY CONCEPT
 SCALE:
 DATE: February 14, 2022

A-31



Theater 1 and 2 (Intro AV)
Scheme 4

ARQUITECTONICA
2900 Oak Avenue Miami, Florida 33133
TEL. 305.372.1812 FAX. 305.372.1175
www.arquitectonica.com

THE EDUCATION CENTER AT THE HOLOCAUST MEMORIAL

DESIGN REVIEW BOARD RESUBMISSION

1933-1945 Meridian Avenue, Miami Beach, Fl 33139

Sherri Gutierrez

Digitally signed by Sherri Gutierrez
DN: CN=Sherri Gutierrez,
OU=A01410C00000176916500AD000002F3,
O=Arquitectonica International Corporation,
C=US
Date: 2022.02.14 14:35:21-05'00'

DRAWING: EXHIBIT 1 & 2 THEATER INTRODUCTION
SCALE:
DATE: February 14, 2022

A-32



Theater 1 and 2 (Testimonials)
Scheme 4

ARQUITECTONICA
2900 Oak Avenue Miami, Florida 33133
TEL. 305.372.1812 FAX. 305.372.1175
www.arquitectonica.com

THE EDUCATION CENTER AT THE HOLOCAUST MEMORIAL

DESIGN REVIEW BOARD RESUBMISSION

1933-1945 Meridian Avenue, Miami Beach, Fl 33139

Sherri Gutierrez

Digitally signed by Sherri Gutierrez
DN: CN=Sherri Gutierrez,
OU=A01410C00000176916500AD000002F3,
O=Arquitectonica International Corporation,
C=US
Date: 2022.02.14 14:35:32-05'00'

DRAWING: EXHIBIT 1 & 2 TESTIMONIALS
SCALE:
DATE: February 14, 2022

A-33



Classroom
Scheme 4

ARQUITECTONICA
2900 Oak Avenue Miami, Florida 33133
TEL. 305.372.1812 FAX. 305.372.1175
www.arquitectonica.com

THE EDUCATION CENTER AT THE HOLOCAUST MEMORIAL

DESIGN REVIEW BOARD RESUBMISSION

1933-1945 Meridian Avenue, Miami Beach, FL 33139

Sherri Gutierrez
Digitally signed by Sherri Gutierrez
DN: cn=Sherri Gutierrez,
ou=A01410C00000176916500AD000002F3,
o=Arquitectonica International Corporation,
c=US
Date: 2022.02.14 14:35:42-05'00'

DRAWING: CLASSROOM CONCEPT
SCALE:
DATE: February 14, 2022

A-34



ARQUITECTONICA
 2900 Oak Avenue Miami, Florida 33133
 TEL. 305.372.1812 FAX. 305.372.1175
 www.arquitectonica.com

THE EDUCATION CENTER AT THE HOLOCAUST MEMORIAL

DESIGN REVIEW BOARD RESUBMISSION

1933-1945 Meridian Avenue, Miami Beach, Fl 33139

Digitally signed by Sherri Gutierrez
 DN: CN=Sherri Gutierrez,
 OU=A01410C00000176916500AD000002F3,
 O=Arquitectonica International Corporation,
 C=US
 Date: 2022.02.14 14:35:53-05'00'

Sherri Gutierrez

DRAWING: AERIAL RENDERING
 SCALE:
 DATE: February 14, 2022

A-40



ARQUITECTONICA
 2900 Oak Avenue Miami, Florida 33133
 TEL. 305.372.1812 FAX. 305.372.1175
 www.arquitectonica.com

THE EDUCATION CENTER AT THE HOLOCAUST MEMORIAL

DESIGN REVIEW BOARD RESUBMISSION

1933-1945 Meridian Avenue, Miami Beach, Fl 33139

Sherri Gutierrez
 Digitally signed by Sherri Gutierrez
 DN: CN=Sherri Gutierrez,
 OU=A01410C00000176916500AD000002F3,
 O=Arquitectonica International Corporation,
 C=US
 Date: 2022.02.14 14:36:03-05'00'

DRAWING: AERIAL RENDERING SOUTH
 SCALE:
 DATE: February 14, 2022

A-41



ARQUITECTONICA
 2900 Oak Avenue Miami, Florida 33133
 TEL. 305.372.1812 FAX. 305.372.1175
 www.arquitectonica.com

THE EDUCATION CENTER AT THE HOLOCAUST MEMORIAL

DESIGN REVIEW BOARD RESUBMISSION

1933-1945 Meridian Avenue, Miami Beach, Fl 33139

Sherri Gutierrez
Digitally signed by Sherri Gutierrez
 DN: cn=Sherri Gutierrez,
 ou=A01410C00000176916500AD000002F3,
 o=Arquitectonica International Corporation,
 c=US
 Date: 2022.02.14 14:36:13-05'00'

DRAWING: RENDERING - DAY VIEW
 SCALE:
 DATE: February 14, 2022

A-42



ARQUITECTONICA
2900 Oak Avenue Miami, Florida 33133
TEL. 305.372.1812 FAX. 305.372.1175
www.arquitectonica.com

THE EDUCATION CENTER AT THE HOLOCAUST MEMORIAL
DESIGN REVIEW BOARD RESUBMISSION
1933-1945 Meridian Avenue, Miami Beach, Fl 33139

Sherri Gutierrez
Digitally signed by Sherri Gutierrez
DN: CN=Sherri Gutierrez,
OU=A01410C00000176916500AD000002F3,
OU=Arquitectonica International Corporation,
C=US
Date: 2022.02.14 14:36:23-05'00'

DRAWING: RENDERING - DAY VIEW WITH LANDSCAPING
SCALE:
DATE: February 14, 2022

A-43



ARQUITECTONICA
 2900 Oak Avenue Miami, Florida 33133
 TEL. 305.372.1812 FAX. 305.372.1175
 www.arquitectonica.com

THE EDUCATION CENTER AT THE HOLOCAUST MEMORIAL

DESIGN REVIEW BOARD RESUBMISSION

1933-1945 Meridian Avenue, Miami Beach, Fl 33139

Sherri Gutierrez

Digitally signed by Sherri Gutierrez
 DN: CN=Sherri Gutierrez,
 OU=A01410C00000176916500AD000002F3,
 O=Arquitectonica International Corporation,
 C=US
 Date: 2022.02.14 14:36:34-05'00'

DRAWING: RENDERING - NIGHT VIEW
 SCALE:
 DATE: February 14, 2022

A-44



ARQUITECTONICA
 2900 Oak Avenue Miami, Florida 33133
 TEL. 305.372.1812 FAX. 305.372.1175
 www.arquitectonica.com

THE EDUCATION CENTER AT THE HOLOCAUST MEMORIAL

DESIGN REVIEW BOARD RESUBMISSION

1933-1945 Meridian Avenue, Miami Beach, Fl 33139

Sherri Gutierrez

Digitally signed by Sherri Gutierrez
 DN: CN=Sherri Gutierrez,
 OU=A01410C00000176916500AD000002F3,
 O=Arquitectonica International Corporation,
 C=US
 Date: 2022.02.14 14:36:44-05'00'

DRAWING: RENDERING - NIGHT VIEW WITH LANDSCAPING
 SCALE:
 DATE: February 14, 2022

A-45

THE EDUCATION CENTER AT THE HOLOCAUST MEMORIAL MIAMI BEACH

1933-1945 MERIDIAN AVENUE
MIAMI BEACH, FL 33139

DESIGN REVIEW BOARD-LANDSCAPE SUBMISSION

ARQUITECTONICA GEO LANDSCAPE ARCHITECTS

2900 OAK AVE
MIAMI, FLORIDA 33133
Phone (305)372 1812 Fax (305)372 1175
Website: www.arquitectonicageo.com

INDEX OF DRAWINGS		
DESCRIPTION		
(DESIGN REVIEW BOARD - LANDSCAPE SUBMISSION)		
1	L0-00	LANDSCAPE INDEX OF DRAWINGS
2	L0-01	LANDSCAPE NOTES
3	L0-02	LANDSCAPE CALCULATIONS
4	L0-03	LANDSCAPE IMAGES
5	L0-04	TREE SURVEY
6	L1-00	TREE DISPOSITION PLAN
7	L1-01	TREE MITIGATION PLAN
8	L1-10	GROUND LEVEL RENDERED PLAN
9	L1-11	GROUND LEVEL HARDSCAPE PLAN
10	L1-12	GROUND LEVEL TREE PLAN
11	L1-13	GROUND LEVEL SHRUB AND GROUNDCOVER PLAN
12	L1-14	GROUND LEVEL LIGHTING PLAN
13	L3-10	19th STREET RENDERED SECTION
14	L5-10	GROUND LEVEL HARDSCAPE DETAILS
15	L5-11	GROUND LEVEL PLANTING DETAILS
16	L6-00	TREE DISPOSITION SCHEDULE
17	L6-01	TREE DISPOSITION SCHEDULE
18	IR1-10	GROUND LEVEL IRRIGATION PLAN
19	IR5-10	GROUND LEVEL IRRIGATION DETAILS



SEAL/SIGNATURE/DATE:
OFFICE REGISTRATION: # AA C000465

ARQUITECTONICA
2900 Oak Avenue Miami, Florida 33133
TEL. 305.372.1812 FAX. 305.372.1175
www.arquitectonica.com

ARQUITECTONICA GEO
RESILIENT LANDSCAPES

THE EDUCATION CENTER AT THE HOLOCAUST MEMORIAL CENTER - DRB SUBMITTAL

1933-1945 Meridian Avenue, Miami Beach, Fl 33139

DRAWING:
SCALE:
DATE: FEBRUARY
14, 2022

LANDSCAPE
INDEX OF DRAWINGS
L0-00

GENERAL NOTES

1. These plans reflect the scope of the Landscape Architect external services. For Architectural, Civil, please refer to the appropriate consultant documents.
2. The locations of all site amenities are approximate and may be adjusted in the field with owner and/or their representatives approval. See plans for locations of fixed amenities.
3. The locations of plants, as shown in these plans, are approximate. The final locations may be adjusted to accommodate unforeseen field conditions to comply with safety criteria, to avoid creating unsafe sight conditions, or as otherwise directed by or approved by the landscape architect or owner's representative.
4. Construction shall comply with all local building codes.
5. All dimensions shall be verified in the field prior to construction. Written dimensions shall take precedence over scaled drawings.
6. If a discrepancy should arise between layout geometry and design intent, design intent shall take precedence.
7. The following submittals require separate sub-permits:
 - 7.1. Light Poles
 - 7.2. Fences and Gates
 - 7.3. Foundations for trellises, benches, and equipment.

GENERAL GRADING NOTES

1. All grading information provided is intended for aesthetic purposes and to show relationships only. For detailed grading information see Civil Engineers drawings.
2. Rough grading and site preparation shall be completed for review by Landscape Architect / or owners representative prior to final grading.
3. Roadway grading and transition areas to be reviewed and approved by Civil / Traffic Engineer.
4. Grading and calculations for retention areas to be provided by Civil Engineers.
5. Contractor shall not substantially modify grading plan without the approval of designer. All site aesthetic grading is subject to review and approval of the landscape architect or owner's representative.
6. All graded areas shall be dragged with a drag mat or hand radeel to blend in small imperfections and round off any sharp lines that may have been constructed by equipment. All areas to be planted shall have no water holding pockets.

GENERAL SITE LIGHTING NOTES

1. All electrical wiring and circuiting by Electrical Engineer in future permit set.
2. Shop drawings shall be required by manufacturers and/or contractors for all connections, footers, electrical requirements and color samples for review and approval by the landscape architect or owner's representative.
3. Photometrics to be provided by the Engineer and coordinated with Landscape Architect/or owner representative.
4. Transformers and other exterior ballasts shall be hidden from general view with landscaping and /or appropriate enclosures. This should be coordinated with Landscape architect.

GENERAL LANDSCAPE NOTES

1. The Contractor shall be responsible for verifying all underground utilities prior to digging in any area. The contractor shall notify all necessary utility companies 48 hours minimum prior to digging for verification of all underground utilities, irrigation and all other obstructions and coordinate with Owner's Representative prior to initiating operations. Drawings are prepared according to the best information available at the time of preparing documents.
2. The contractor is responsible to ensure proper watering and maintenance of new and relocated plant materials during the one year warranty period.
3. Contractor is to report any discrepancies between the construction drawings and field conditions to the Owner's Representative immediately.
4. Landscape Contractor shall coordinate all work with related contractors and with the general construction of the project in order not to impede the progress of the work of others or the contractor's own work. Landscape contractor shall provide schedule of his/her work two weeks in advance, beginning two weeks prior to commencing landscape trade construction.
5. The location of the landscape holding area will be identified by the Owner or Owner's Representative. The Contractor shall adhere to the access routes to and from the holding area without disrupting or impeding access to the site by others. Contractor is responsible for the maintenance of all plant materials, including temporary irrigation and fertilization if necessary during construction, while being held in landscape holding areas.
6. The Contractor shall bear all costs of testing of soils, amendments, etc. associated with the work and included in the specifications. Prior to commencement of the landscape planting work the Contractor shall provide complete soil tests with recommendations for soil treatment in the construction area.
7. Landscape Contractor shall field stake the location of all plant material or field stake the plants prior to initiating installation for the review and approval of the Owner's representative and/or Landscape Architect. Note: **No planting shall commence until there is a functional irrigation system in the area to be planted. No trees shall be planted on top of irrigation lines.**
8. Landscape Contractor shall field adjust location of plant material as necessary to avoid damage to all existing underground utilities and/ or existing above ground elements. All changes required shall be completed at the Contractor's expense and shall be coordinated with Owner's Representative and the Landscape Architect.
9. Any substitutions in size and/or plant species must be approved by the Landscape Architect or Owner's Representative prior to modification of the contract, purchasing and delivery of plants. All plants will be subject to approval by Landscape Architect and/or Owner's Representative before planting can begin. All plant materials will not include any plants considered to be invasive by the City of Miami Beach.
10. Contractor shall refer to the landscape planting details, general notes and the project manual and/or specifications for further and complete landscape planting instructions.
11. Landscape Contractor shall coordinate all planting work with permanent or temporary irrigation work. Landscape Contractor shall be responsible for all hand watering as required by Owner's Representative to supplement irrigation watering and rainfall. Landscape Contractor shall be responsible for hand watering in all planting areas, regardless of the status of existing or proposed irrigation.
12. Landscape Contractor shall clean the work areas at the end of each working day. Rubbish and debris shall be collected and deposited off-site or in an approved disposal area daily. All materials, products and equipment shall be stored in an organized fashion as directed by the Owner's Representative.
13. Landscape Contractor shall re-grade all areas disturbed by plant removal, relocation and/or installation work. Landscape Contractor shall replace (by equal size and quality) any and all existing or new plant material disturbed or damaged by plant removal, relocation, and/or installation work.
14. Site distance concerns must be maintained for clear site visibility from thirty (30) inches to seventy-two (72) inches, tree trunks are excluded as specified in appropriate municipal codes.

GENERAL LANDSCAPE NOTES CONT'D

15. Guying / staking practices shall not permit nails, screws, wires, etc., to penetrate outer surface of any tree or palm. Trees or palms rejected due to this practice shall be replaced at the Contractor's expense.
16. Burlap material, wire cages, plastic straps, etc., must be cut and removed from top one-third (1/3) of root ball.
17. Trees grown in grow bags or grow bag type material are not allowed.
18. All planting materials shall meet or exceed local requirements as specified by local plant standards.
19. All landscape installations shall meet or exceed the minimum requirements as shown in appropriate municipal codes.
20. The Contractor shall be responsible for the guarantee of all plant material for a period of twelve (12) months from the date of substantial completion. Substantial completion constitutes the beginning of guarantee period.
21. Plant size specifications take precedence over container size.
22. Contractor to verify quantities and report any discrepancies to Owners representative and/or Landscape Architect.
23. All plant material shall be graded Florida #1 or better.
24. All proposed planting beds will be planted out correctly with proper spacing.
25. All tree work will require permitting by a registered Miami-Dade County Tree Trimmer.
26. Burlap, wire cages, etc., be removed half way down root balls.
27. All tree pruning to follow ANSI 300 tree trimming standards.

SOIL PREPARATION AND SOIL MIX

1. All plants noted for removal shall be relocated as shown on plans or removed and properly disposed of offsite at contractors expense unless otherwise noted.
2. Before finishing top soil grading, scarify & rake subsoil clear of stones (1" diameter and larger), debris, rubbish, and remaining roots from removed plant material to a depth of 6".
3. Plant holes should be dug and the sides and bottom of the hole should be stable, regardless of depth. Soil scarification is necessary if sides of the hole are compacted.
4. Contractor to apply approved pre-emergent herbicide in accordance with manufacturer's rate and specifications. Contractors to provide manufacturer's specificaions for approval.
5. Planting soil mix for planters, trees, shrubs, and ground cover & grasses shall be determined by soil analysis prior to planting landscape.

The planting soil mix should be what comes out of the hole so the plant adapts to the surrounding/existing soil and grows into it. This is why the sides and the bottom of the planting hole should never be compacted with the digging implements. Never fertilize newly planted plants and trees. Please note that peat moss will eventually decompose and clog soil pores thereby inhibiting the plants water and oxygen consumption.

6. Topsoil shall be natural, fertile, agricultural soil capable of sustaining vigorous plant growth. It shall be of uniform composition throughout, with admixture of subsoil, it shall be free of stones, lumps, live plants and their roots, sticks, and other extraneous material. Top soil brought in should match as well as possible the existing soil texture and Ph. Planted material should never be "mounded" or raised; the soil will eventually wash away exposing the roots and it will be difficult to establish the plant material due to drought and excessive soil transpiration. All plant/tree material should be installed with the root collar exposed (approximately 1/2" to 1"). Landscape contractor should find the uppermost lateral root and plant that just below the soil surface.

7. Smooth topsoil without compaction to two inches (2") below finish grade in areas to be sodded without compaction.

8. Finish grade all topsoil areas to a smooth non-compacted, even surface assuring positive drainage away from the structures and eliminate any low areas except in retention areas where water may collect.

9. Contractor to remove debris and excess material immediately from job site while keeping in mind that heavy equipment will compact soil to the detriment of water drainage and the health of the newly installed plants. All planting areas with compacted soil will have surfaces scarified to a min. of 6" in depth.

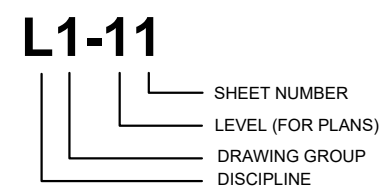
PLANTING SPECIFICATIONS

1. The contractor is responsible for maintaining, in full, all planting areas (including watering, spraying, mulching, mowing, fertilizing, etc.) Until the job is accepted, in full, by the owner, its representative and Landscape Architect.
2. All plant material shall be protected during transport and delivery to final location with shade cloth or other acceptable means of windburn prevention. Plant/tree material shall conform to Florida # 1 as described in Florida grades & standards, the latest issue.
3. All trees must be guyed or staked as shown in details.
4. When plant material is delivered onsite, it shall not be laid down for more than two hours. Plant material when stored onsite shall be placed and maintained in good condition in a vertical position. All plants held onsite shall be kept watered regularly in sufficient amounts to permit continuous and vigorous growth.
5. Installation of all plant material shall be installed in a sound, workmanlike manner and according to accepted good planting and tree relocation procedures with the quality of plant materials as hereinafter described. All elements of landscaping shall be installed so as to meet all applicable ordinances and code requirements.
6. There shall be no chains or cables used directly on trees or palms, handle with 2" minimum width nylon straps or equal.
7. Contractor shall assure drainage and percolation of all planting pits. Prior to installation of plant material, contractor shall fill all tree pits with water before planting to assure that proper drainage and percolation is available. Correct if required to assure percolation. Contractor is responsible for replacement of all plants lost due to inadequate drainage conditions. Plant/tree material that has bark scraped off due to shipping, handling, and installation issues may be rejected upon inspection by the L.A.
8. Contractor to request inspection of project in writing. If all work is satisfactory and complete in accordance with conditions of contract documents, then the owner, its representative, and landscape architect shall declare the project substantially complete.
9. Substantial completion constitutes the beginning of guarantee period.
10. Contractor to replace rejected plant within two (2) weeks of notice.
11. Crown pruning of any trees or palms is generally not approved by the national arborist association standards. When it is approved, it must be done in writing.
12. Xeriscaping principles as outlined in the South Florida Water Management District Xeriscape Plant Guide 2 shall be applied throughout landscape installation and maintenance.

DRAWING ORGANIZATION

1. DRAWING NUMBERING SYSTEM

THE DRAWING NUMBER FOR EACH SHEET CONSISTS OF THE FOLLOWING:



2. DRAWING GROUP

LANDSCAPE DRAWINGS ARE ORGANIZED INTO THE FOLLOWING GROUPS:

- L0 = GENERAL
- L1 = PLANS
- L2 = ELEVATIONS
- L3 = SECTIONS
- L4 = ENLARGEMENTS
- L5 = DETAILS
- L6 = SCHEDULES

3. SHEET NUMBER

EACH DRAWING SHEET WITHIN EACH GROUP/MULTIPLE SHALL BE NUMBERED SEQUENTIALLY FROM 00 TO 99.

4. DRAWING NUMBER EXAMPLES:

L1-11 HARDSCAPE PLAN



SEAL/SIGNATURE/DATE:
OFFICE REGISTRATION: # AA C000465

ARQUITECTONICA
2900 Oak Avenue Miami, Florida 33133
TEL. 305.372.1812 FAX. 305.372.1175
www.arquitectonica.com

ARQUITECTONICA
RESILIENT LANDSCAPES **GEO**

THE EDUCATION CENTER AT THE HOLOCAUST MEMORIAL CENTER - DRB SUBMITTAL

1933-1945 Meridian Avenue, Miami Beach, Fl 33139

DRAWING:
SCALE:
DATE: FEBRUARY
14, 2022

LANDSCAPE
NOTES

L0-01

CITY OF MIAMI BEACH
LANDSCAPE LEGEND

INFORMATION REQUIRED TO BE PERMANENTLY AFFIXED TO PLANS

Zoning District		Lot Area	72826	Acres	1.67		
Adjacent development						REQUIRED/ ALLOWED	PROVIDED
Zone: RM-2							
OPEN SPACE							
A. Square feet of required Open Space as indicated on site plan:							
Lot Area=	72826	s.f. x	40	%=	29130	s.f.	
					29130		0
B. Square feet of parking lot open space required as indicated on site plan:							
Number of parking spaces		34	x 10 s.f. parking space=		340		5284
					29470		5284
C. Total square feet of landscaped open space required: A+B=							

LAWN AREA CALCULATION

A. Square feet of landscaped open space required							
B. Maximum lawn area (sod) permitted =		20	% x	5284	s.f.	1056.8	0

TREES

A. Number of trees required per lot or net lot acre, less existing number of trees meeting minimum requirements=		40		11
B. % Natives required: Number of trees provided x 50%=		6		9
C. % Low maintenance/drought and salt tolerant required: Number of trees provided x 50%=		12		11
D. Street Trees (maximum average spacing of 20' o.c) 281 linear feet along street divided by 20'=		14		0
E. Street tree species allowed directly beneath power lines: (maximum average spacing of 20' o.c.)=		0		0

SHRUBS

A. Number of shrubs required: Sum of lot and street trees required x 12=		648		1933
B. % Native shrubs required: Number of shrubs provided x 50%=		966		1933

LARGE SHRUBS OR SMALL TREES

A. Number of large shrubs or small trees required: Number of required shrubs x 10%=		65		11
B. % Native large shrubs or small trees required: Number of large shrubs or small trees provided x 50%=		6		11



SEAL/SIGNATURE/DATE:
OFFICE REGISTRATION: # AA C000465

TREES




CONOCORPUS ERECTUS
GREEN BUTTONWOOD



CONOCORPUS ERECTUS
VAR SERICEUS
SILVER BUTTONWOOD



COCCOLOBA DIVERSIFOLIA
PIGEON PLUM



EUGENIA FOETIDIA
SPANISH STOPPER



GYMNATHES LUCIDA
CRABWOOD



KRUGIODENDRON FERREUM
BLACK IRONWOOD



SIMAROUBA GLAUCA
PARADISE TREE



MYRCIANTHES FRAGANS
SIMPSON STOPPER

PALMS



GUAPIRA DISCOLOR
BOLLY



CALOPHYLLUM INOPHYLLUM
BRAZILIAN BEAUTY LEAF



PACHIRA AQUATICA
MONEY TREE



SABAL PALMETTO
CABBAGE PALM



COCOS NUCIFERA
COCONUT

HARDSCAPE IMAGES



PEDESTRIAN JERUSALEM SAND-SET PAVERS TO
MATCH EXISTING



MINI PINE BARK MULCH NUGGET

SHRUBS & GROUNDCOVERS/LOW GROWING PLANTS



ERNODEA LITTORALIS
GOLDEN CREEPER



HYMENOCALLIS LATIFOLIA
SPIDER LILY



MUHLENBURGIA CAPILLARIS
PINK MUHLY



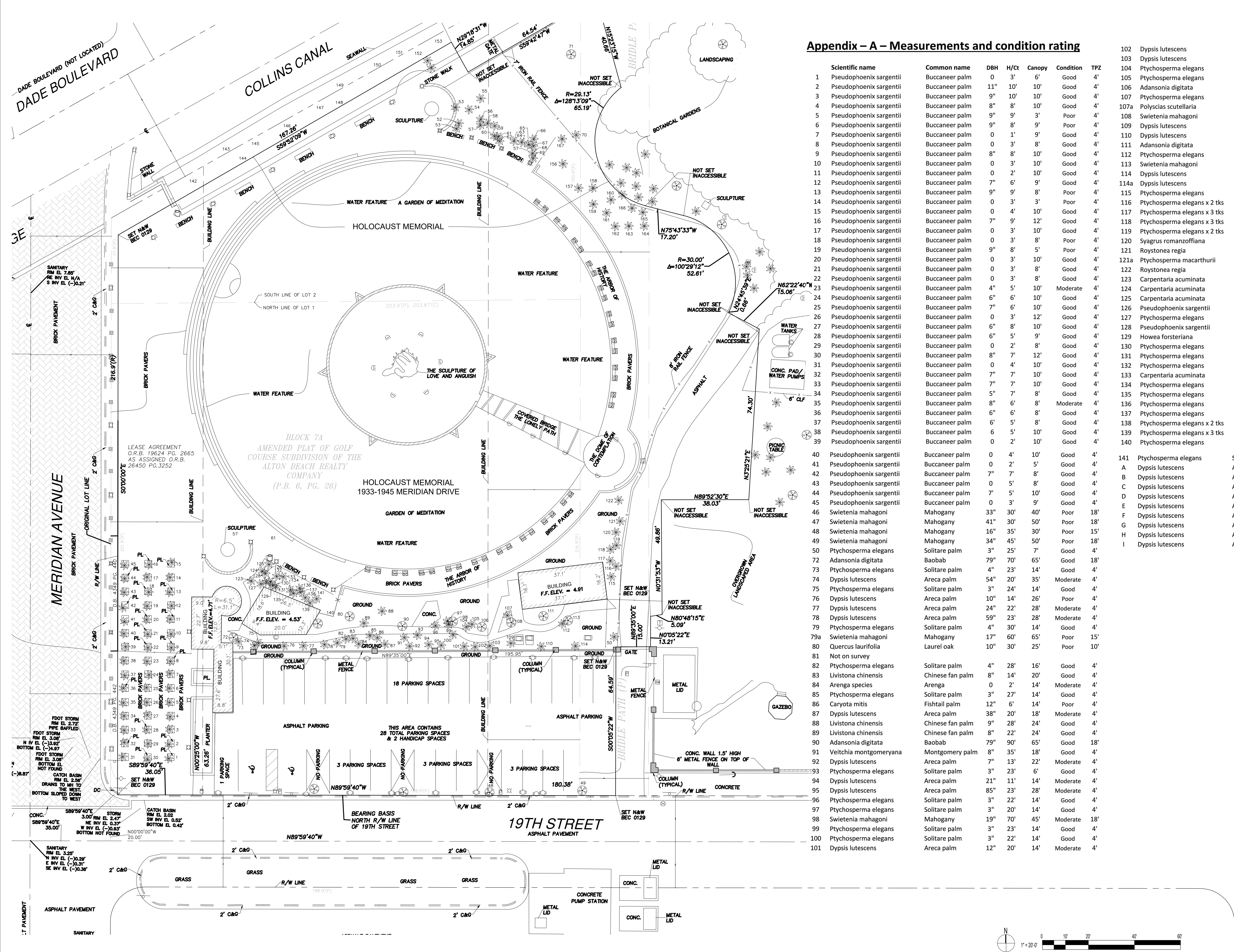
SABAL MINOR
DWARF SABAL PALMETTO



VEHICULAR CONCRETE PAVERS
TO MATCH THE EXISTING ON MERIDIAN AVE



SEAL/SIGNATURE/DATE:
OFFICE REGISTRATION: # AA C000465



Appendix – A – Measurements and condition rating

	Scientific name	Common name	DBH	H/Ct	Canopy	Condition	TPZ
1	Pseudophoenix sargentii	Buccaneer palm	0	3'	6'	Good	4'
2	Pseudophoenix sargentii	Buccaneer palm	11"	10'	10'	Good	4'
3	Pseudophoenix sargentii	Buccaneer palm	9"	10'	10'	Good	4'
4	Pseudophoenix sargentii	Buccaneer palm	8"	8'	10'	Good	4'
5	Pseudophoenix sargentii	Buccaneer palm	9"	9'	3'	Poor	4'
6	Pseudophoenix sargentii	Buccaneer palm	9"	8'	9'	Poor	4'
7	Pseudophoenix sargentii	Buccaneer palm	0	1'	9'	Good	4'
8	Pseudophoenix sargentii	Buccaneer palm	0	3'	8'	Good	4'
9	Pseudophoenix sargentii	Buccaneer palm	8"	8'	10'	Good	4'
10	Pseudophoenix sargentii	Buccaneer palm	0	3'	10'	Good	4'
11	Pseudophoenix sargentii	Buccaneer palm	0	2'	10'	Good	4'
12	Pseudophoenix sargentii	Buccaneer palm	7"	6'	9'	Good	4'
13	Pseudophoenix sargentii	Buccaneer palm	9"	9'	8'	Poor	4'
14	Pseudophoenix sargentii	Buccaneer palm	0	3'	3'	Poor	4'
15	Pseudophoenix sargentii	Buccaneer palm	0	4'	10'	Good	4'
16	Pseudophoenix sargentii	Buccaneer palm	7"	9'	12'	Good	4'
17	Pseudophoenix sargentii	Buccaneer palm	0	3'	10'	Good	4'
18	Pseudophoenix sargentii	Buccaneer palm	0	3'	8'	Poor	4'
19	Pseudophoenix sargentii	Buccaneer palm	9"	8'	5'	Poor	4'
20	Pseudophoenix sargentii	Buccaneer palm	0	3'	10'	Good	4'
21	Pseudophoenix sargentii	Buccaneer palm	0	3'	8'	Good	4'
22	Pseudophoenix sargentii	Buccaneer palm	0	3'	8'	Good	4'
23	Pseudophoenix sargentii	Buccaneer palm	4"	5'	10'	Moderate	4'
24	Pseudophoenix sargentii	Buccaneer palm	6"	6'	10'	Good	4'
25	Pseudophoenix sargentii	Buccaneer palm	7"	6'	10'	Good	4'
26	Pseudophoenix sargentii	Buccaneer palm	0	3'	12'	Good	4'
27	Pseudophoenix sargentii	Buccaneer palm	6"	8'	10'	Good	4'
28	Pseudophoenix sargentii	Buccaneer palm	6"	5'	9'	Good	4'
29	Pseudophoenix sargentii	Buccaneer palm	0	2'	8'	Good	4'
30	Pseudophoenix sargentii	Buccaneer palm	8"	7'	12'	Good	4'
31	Pseudophoenix sargentii	Buccaneer palm	0	4'	10'	Good	4'
32	Pseudophoenix sargentii	Buccaneer palm	7"	7'	10'	Good	4'
33	Pseudophoenix sargentii	Buccaneer palm	7"	7'	10'	Good	4'
34	Pseudophoenix sargentii	Buccaneer palm	5"	7'	8'	Good	4'
35	Pseudophoenix sargentii	Buccaneer palm	8"	6'	8'	Moderate	4'
36	Pseudophoenix sargentii	Buccaneer palm	6"	6'	8'	Good	4'
37	Pseudophoenix sargentii	Buccaneer palm	6'	5'	8'	Good	4'
38	Pseudophoenix sargentii	Buccaneer palm	6	5'	10'	Good	4'
39	Pseudophoenix sargentii	Buccaneer palm	0	2'	10'	Good	4'
40	Pseudophoenix sargentii	Buccaneer palm	0	4'	10'	Good	4'
41	Pseudophoenix sargentii	Buccaneer palm	0	2'	5'	Good	4'
42	Pseudophoenix sargentii	Buccaneer palm	7"	7'	8'	Good	4'
43	Pseudophoenix sargentii	Buccaneer palm	0	5'	8'	Good	4'
44	Pseudophoenix sargentii	Buccaneer palm	7"	5'	10'	Good	4'
45	Pseudophoenix sargentii	Buccaneer palm	0	3'	9'	Good	4'
46	Swietenia mahagoni	Mahogany	33"	30'	40'	Poor	18'
47	Swietenia mahagoni	Mahogany	41"	30'	50'	Poor	18'
48	Swietenia mahagoni	Mahogany	16"	35'	30'	Poor	15'
49	Swietenia mahagoni	Mahogany	34"	45'	50'	Poor	18'
50	Ptychosperma elegans	Solitaire palm	3"	25'	7'	Good	4'
72	Adansonia digitata	Baobab	79"	70'	65'	Good	18'
73	Ptychosperma elegans	Solitaire palm	4"	23'	14'	Good	4'
74	Dypsis lutescens	Areca palm	54"	20'	35'	Moderate	4'
75	Ptychosperma elegans	Solitaire palm	3"	24'	14'	Good	4'
76	Dypsis lutescens	Areca palm	10"	14'	26'	Poor	4'
77	Dypsis lutescens	Areca palm	24"	22'	28'	Moderate	4'
78	Dypsis lutescens	Areca palm	59"	23'	28'	Moderate	4'
79	Ptychosperma elegans	Solitaire palm	4"	30'	14'	Good	4'
79a	Swietenia mahagoni	Mahogany	17"	60'	65'	Poor	15'
80	Quercus laurifolia	Laurel oak	10"	30'	25'	Poor	10'
81	Not on survey						
82	Ptychosperma elegans	Solitaire palm	4"	28'	16'	Good	4'
83	Livistona chinensis	Chinese fan palm	8"	14'	20'	Good	4'
84	Arenga species	Arenga	0	2'	14'	Moderate	4'
85	Ptychosperma elegans	Solitaire palm	3"	27'	14'	Good	4'
86	Caryota mitis	Fishtail palm	12"	6'	14'	Poor	4'
87	Dypsis lutescens	Areca palm	38"	20'	18'	Moderate	4'
88	Livistona chinensis	Chinese fan palm	9"	28'	24'	Good	4'
89	Livistona chinensis	Chinese fan palm	8"	22'	24'	Good	4'
90	Adansonia digitata	Baobab	79"	90'	65'	Good	18'
91	Veitchia montgomeryana	Montgomery palm	8"	35'	18'	Good	4'
92	Dypsis lutescens	Areca palm	7"	13'	22'	Moderate	4'
93	Ptychosperma elegans	Solitaire palm	3"	23'	6'	Good	4'
94	Dypsis lutescens	Areca palm	21"	11'	14'	Moderate	4'
95	Dypsis lutescens	Areca palm	85"	23'	28'	Moderate	4'
96	Ptychosperma elegans	Solitaire palm	3"	22'	14'	Good	4'
97	Ptychosperma elegans	Solitaire palm	3"	20'	14'	Good	4'
98	Swietenia mahagoni	Mahogany	19"	70'	45'	Moderate	18'
99	Ptychosperma elegans	Solitaire palm	3"	23'	14'	Good	4'
100	Ptychosperma elegans	Solitaire palm	3"	22'	14'	Good	4'
101	Dypsis lutescens	Areca palm	12"	20'	14'	Moderate	4'

102	Dypsis lutescens	Areca palm	32"	28'	18'	Moderate	4'
103	Dypsis lutescens	Areca palm	22"	20'	14'	Moderate	4'
104	Ptychosperma elegans	Solitaire palm	3"	14'	8'	Moderate	4'
105	Ptychosperma elegans	Solitaire palm	4"	14'	18'	Moderate	4'
106	Adansonia digitata	Baobab	39"	60'	40'	Good	18'
107	Ptychosperma elegans	Solitaire palm	3"	22'	14'	Good	4'
107a	Polyscias scutellaria	Balfour aralia	19"	15'	18'	Moderate	6'
108	Swietenia mahagoni	Mahogany	10"	40'	55'	Moderate	15'
109	Dypsis lutescens	Areca palm	54"	14'	26'	Moderate	4'
110	Dypsis lutescens	Areca palm	26"	16'	26'	Poor	4'
111	Adansonia digitata	Baobab	74"	90'	45'	Good	18'
112	Ptychosperma elegans	Solitaire palm	4"	26'	16'	Good	4'
113	Swietenia mahagoni	Mahogany	17"	45'	45'	Moderate	18'
114	Dypsis lutescens	Areca palm	42"	14'	28'	Moderate	4'
114a	Dypsis lutescens	Areca palm	21"	14'	18'	Moderate	4'
115	Ptychosperma elegans	Solitaire palm	3"	25'	7'	Good	4'
116	Ptychosperma elegans x 2 tks	Solitaire palm	6"	22'	16'	Good	4'
117	Ptychosperma elegans x 3 tks	Solitaire palm	9"	22'	14'	Good	4'
118	Ptychosperma elegans x 3 tks	Solitaire palm	8"	24'	14'	Good	4'
119	Ptychosperma elegans x 2 tks	Solitaire palm	6"	23'	8'	Good	4'
120	Syagrus romanzoffiana	Queen palm	9"	22'	20'	Good	4'
121	Roystonea regia	Royal palm	7"	14'	16'	Poor	4'
121a	Ptychosperma macarthurii	Macarthur palm	10"	16'	18'	Good	4'
122	Roystonea regia	Royal palm	14"	40'	18'	Poor	5'
123	Carpentaria acuminata	Carpentaria palm	7"	25'	18'	Good	4'
124	Carpentaria acuminata	Carpentaria palm	6"	25'	14'	Good	4'
125	Carpentaria acuminata	Carpentaria palm	5"	25'	16'	Good	4'
126	Pseudophoenix sargentii	Buccaneer palm	11"	10'	12'	Good	4'
127	Ptychosperma elegans	Solitaire palm	4"	15'	12'	Good	4'
128	Pseudophoenix sargentii	Buccaneer palm	12"	11'	13'	Good	4'
129	Howea forsteriana	Kentia palm	6"	13'	12'	Good	4'
130	Ptychosperma elegans	Solitaire palm	3"	28'	12'	Good	4'
131	Ptychosperma elegans	Solitaire palm	2"	11'	8'	Good	4'
132	Ptychosperma elegans	Solitaire palm	2"	12'	7'	Good	4'
133	Carpentaria acuminata	Carpentaria palm	5"	26'	16'	Good	4'
134	Ptychosperma elegans	Solitaire palm	3"	28'	12'	Good	4'
135	Ptychosperma elegans	Solitaire palm	4"	26'	12'	Good	4'
136	Ptychosperma elegans	Solitaire palm	3"	22'	12'	Good	4'
137	Ptychosperma elegans	Solitaire palm	4"	26'	12'	Good	4'
138	Ptychosperma elegans x 2 tks	Solitaire palm	4"	27'	12'	Good	4'
139	Ptychosperma elegans x 3 tks	Solitaire palm	6"	26'	12'	Good	4'
140	Ptychosperma elegans	Solitaire palm	4"	23'	10'	Good	4'

141	Ptychosperma elegans	Solitaire palm	3"	20'	10'	Good	4'
A	Dypsis lutescens	Areca palm	92"	12'	14'	Good	4'
B	Dypsis lutescens	Areca palm	30"	10'	12'	Good	4'
C	Dypsis lutescens	Areca palm	28"	9'	10'	Good	4'
D	Dypsis lutescens	Areca palm	27"	12'	8'	Good	4'
E	Dypsis lutescens	Areca palm	27"	14'	8'	Good	4'
F	Dypsis lutescens	Areca palm	23"	10'	8'	Good	4'
G	Dypsis lutescens	Areca palm	27"	12'	8'	Good	4'
H	Dypsis lutescens	Areca palm	93"	18'	14'	Good	4'
I	Dypsis lutescens	Areca palm	20'	9'	10'	Good	4'



SEAL/SIGNATURE/DATE:
OFFICE REGISTRATION: # AA C000465

ARQUITECTONICA

ARQUITECTONICA
RESILIENT LANDSCAPES **GEO**

THE EDUCATION CENTER AT THE HOLOCAUST MEMORIAL CENTER - DRB SUBMITTAL

1933-1945 Meridian Avenue, Miami Beach, FL 33139

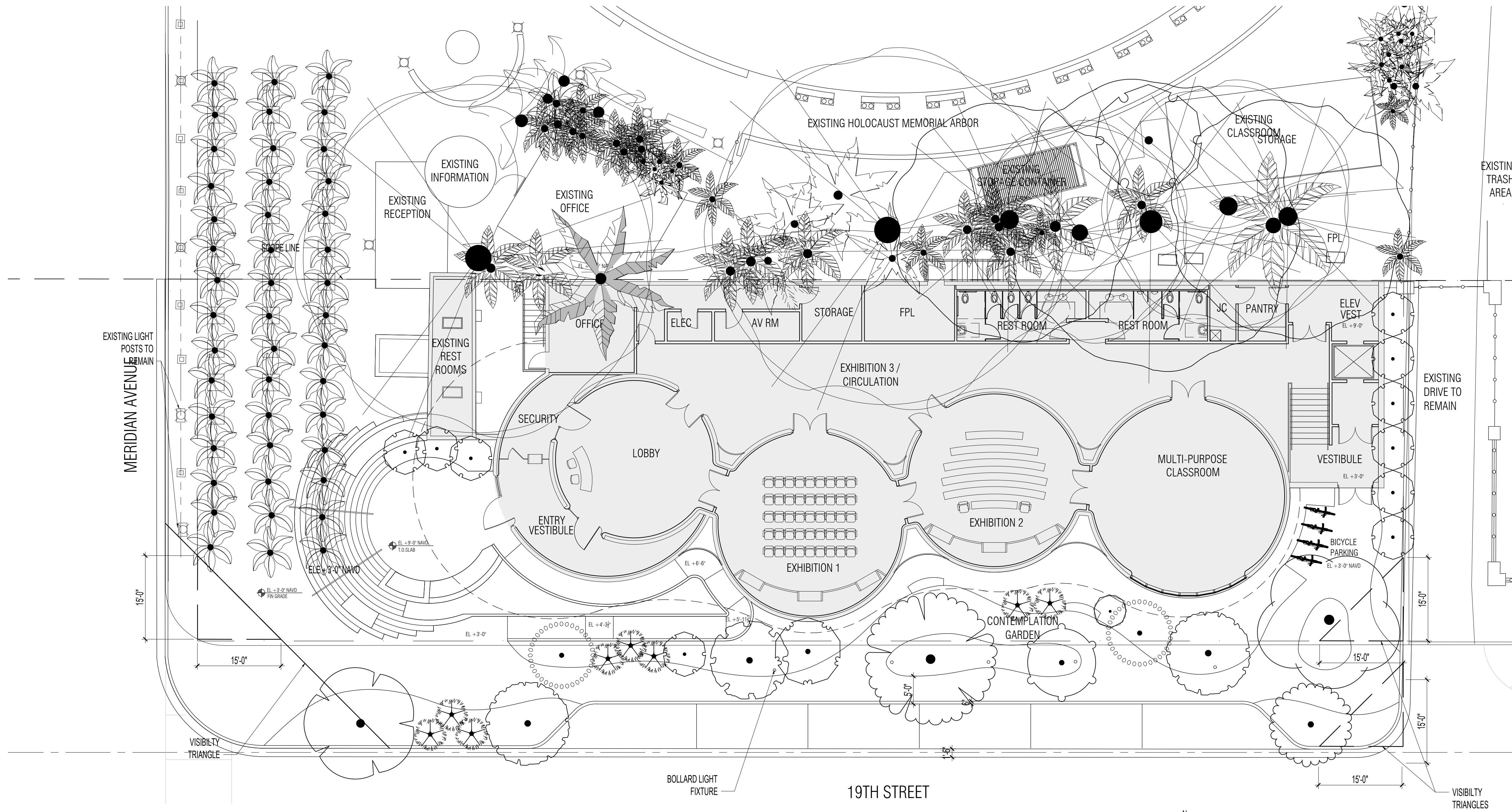
2900 Oak Avenue Miami, Florida 33133
TEL. 305.372.1812 FAX. 305.372.1175
www.arquitectonica.com

DRAWING:
SCALE:
DATE: FEBRUARY
14, 2022

TREE
SURVEY

L0-04

ALL DESIGNS INDICATED IN THESE DRAWINGS ARE PROPERTY OF ARQUITECTONICA INTERNATIONAL CORP. NO COPIES, TRANSMISSIONS, REPRODUCTIONS OR ELECTRONIC MANIPULATION OF ANY PORTION OF THESE DRAWINGS IN THE WHOLE OR IN PART ARE TO BE MADE WITHOUT THE EXPRESS WRITTEN AUTHORIZATION OF ARQUITECTONICA INTERNATIONAL CORP. DESIGN INTENT SHOWN IS SUBJECT TO REVIEW AND APPROVAL OF ALL APPLICABLE LOCAL AND GOVERNMENTAL AUTHORITIES HAVING JURISDICTION. ALL COPYRIGHTS RESERVED © 2021. THE DATA INCLUDED IN THIS STUDY IS CONCEPTUAL IN NATURE AND WILL CONTINUE TO BE MODIFIED THROUGHOUT THE COURSE OF THE PROJECTS DEVELOPMENT WITH THE EVENTUAL INTEGRATION OF STRUCTURAL, MEP AND LIFE SAFETY SYSTEMS. AS THESE ARE FURTHER REFINED, THE NUMBERS WILL BE ADJUSTED ACCORDINGLY.



CHAPTER 46-61.1 TREE REPLACEMENT CHART

Total diameter of tree(s) to be removed (sum of inches at DBH)	Total number of replacement trees required (where each Replacement Tree is a minimum of 2" DBH x 6' spread in Canopy x 12' in height)	OR	Total number of replacement trees required (where each Replacement Tree is a minimum of 4" DBH x 8' spread in Canopy x 16' in height)	OR	Contribution to Tree Trust Fund
2"-3"	1	or	0	or	\$1,000.00
4"-6"	2	or	1	or	\$2,000.00
7"-12"	4	or	2	or	\$4,000.00
13"-18"	6	or	3	or	\$6,000.00
19"-24"	8	or	4	or	\$8,000.00
25"-30"	10	or	5	or	\$10,000.00
31"-36"	12	or	6	or	\$12,000.00
37"-42"	14	or	7	or	\$14,000.00
43"-48"	16	or	8	or	\$16,000.00
49"-60"	20	or	10	or	\$20,000.00

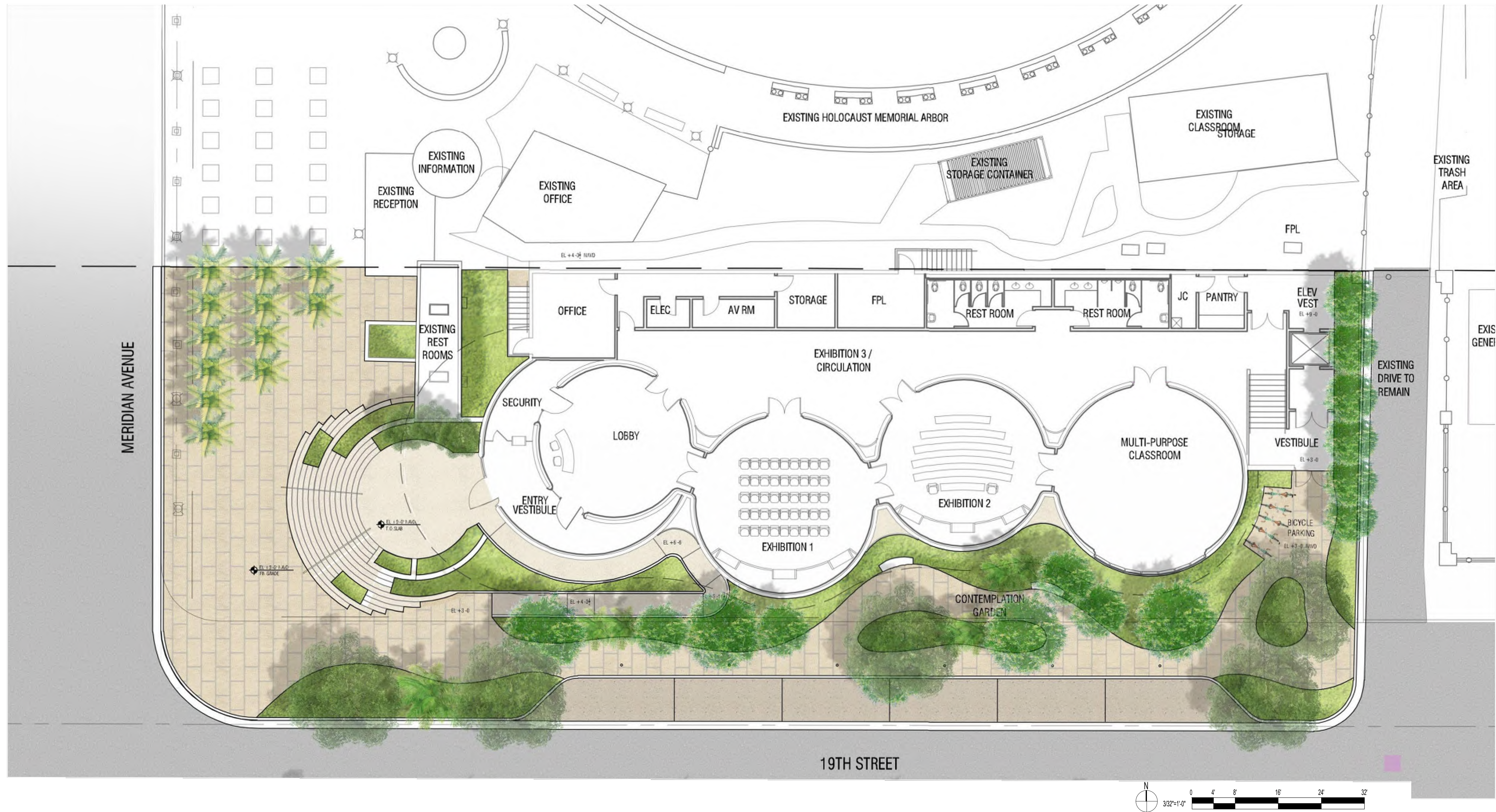
CHAPTER 46-61.2.A TREE SPECIES DIVERSITY CHART

REQUIRED NUMBER OF TREES	REQUIRED MINIMUM NUMBER OF SPECIES
01-10	2
11-20	3
21-30	4
31-40	5
41 OR GREATER	6

TREE REPLACEMENT CALCULATIONS

	Total DBH of Removed Trees: 175"	Total diameter of tree(s) to be removed (sum of inches at DBH)	Total number of replacement trees required (2" DBH minimum each, 6' minimum spread, 12' minimum height)	OR	Total number of replacement trees required (4" DBH minimum each, 8' minimum spread, 16' minimum height)	Contribution to Tree Trust Fund
175" - 60" =	115"	49"-60"	20	or	10	\$20,000.00
115" - 60" =	55"	49"-60"	20	or	10	\$20,000.00
55" - 55" =	0"	49"-60"	20	or	10	\$20,000.00
TOTAL			60	or	30	

60 2" DBH REPLACEMENT TREES = 120" DBH REQUIRED



SEAL/SIGNATURE/DATE:
OFFICE REGISTRATION: # AA C000465

ARQUITECTONICA
2900 Oak Avenue Miami, Florida 33133
TEL. 305.372.1812 FAX. 305.372.1175
www.arquitectonica.com

ARQUITECTONICA
RESILIENT LANDSCAPES **GEO**

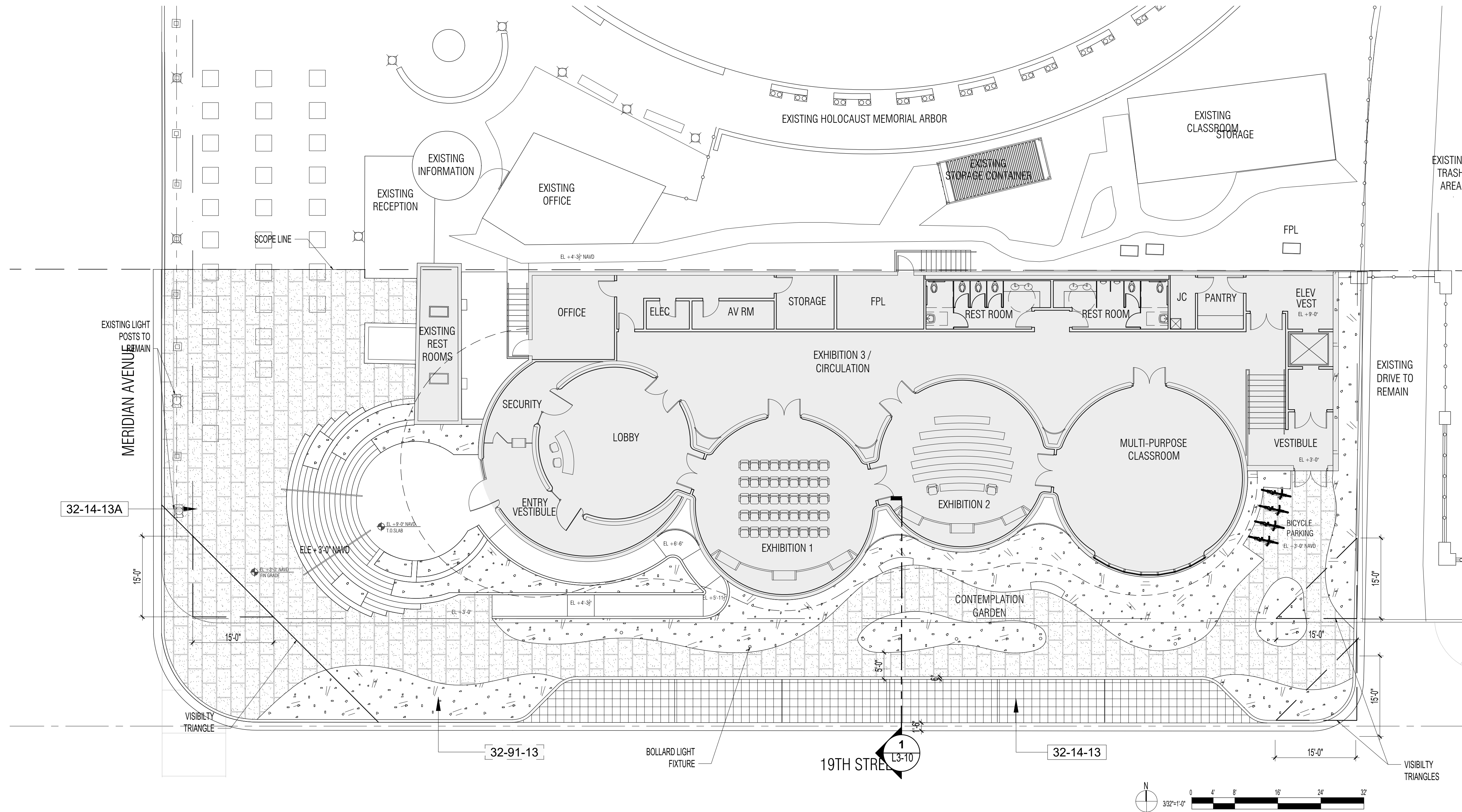
THE EDUCATION CENTER AT THE HOLOCAUST MEMORIAL CENTER - DRB SUBMITTAL

1933-1945 Meridian Avenue, Miami Beach, Fl 33139

DRAWING:
SCALE:
DATE: FEBRUARY
14, 2022

GROUND LEVEL
RENDERED PLAN
L1-10

ALL DESIGNS INDICATED IN THESE DRAWINGS ARE PROPERTY OF ARQUITECTONICA INTERNATIONAL CORP. NO COPIES, TRANSMISSIONS, REPRODUCTIONS OR ELECTRONIC MANIPULATION OF ANY PORTION OF THESE DRAWINGS IN THE WHOLE OR IN PART ARE TO BE MADE WITHOUT THE EXPRESS WRITTEN AUTHORIZATION OF ARQUITECTONICA INTERNATIONAL CORP. DESIGN INTENT SHOWN IS SUBJECT TO REVIEW AND APPROVAL OF ALL APPLICABLE LOCAL AND GOVERNMENTAL AUTHORITIES HAVING JURISDICTION. ALL COPYRIGHTS RESERVED © 2021. THE DATA INCLUDED IN THIS STUDY IS CONCEPTUAL IN NATURE AND WILL CONTINUE TO BE MODIFIED THROUGHOUT THE COURSE OF THE PROJECTS DEVELOPMENT WITH THE EVENTUAL INTEGRATION OF STRUCTURAL, MEP AND LIFE SAFETY SYSTEMS. AS THESE ARE FURTHER REFINED, THE NUMBERS WILL BE ADJUSTED ACCORDINGLY.



GROUND LEVEL HARDSCAPE SCHEDULE		
SYMBOL	DESCRIPTION	QTY
	ITEM: Vehicular Rated Precast Concrete Unit Pavers APPLICATION: Street Parking	1,030 sf
	ITEM: Pedestrian Rated Concrete Unit Pavers APPLICATION: Walkways, Sidewalks TYPE: To Match Existing Jerusalem Stone Pavers	5,043 sf
	ITEM: Mulching APPLICATION: Planting Beds TYPE: Mini Pine Bark Nuggets	5,282 sf



SEAL/SIGNATURE/DATE:
OFFICE REGISTRATION: # AA C000465

ARQUITECTONICA
2900 Oak Avenue Miami, Florida 33133
TEL. 305.372.1812 FAX. 305.372.1175
www.arquitectonica.com

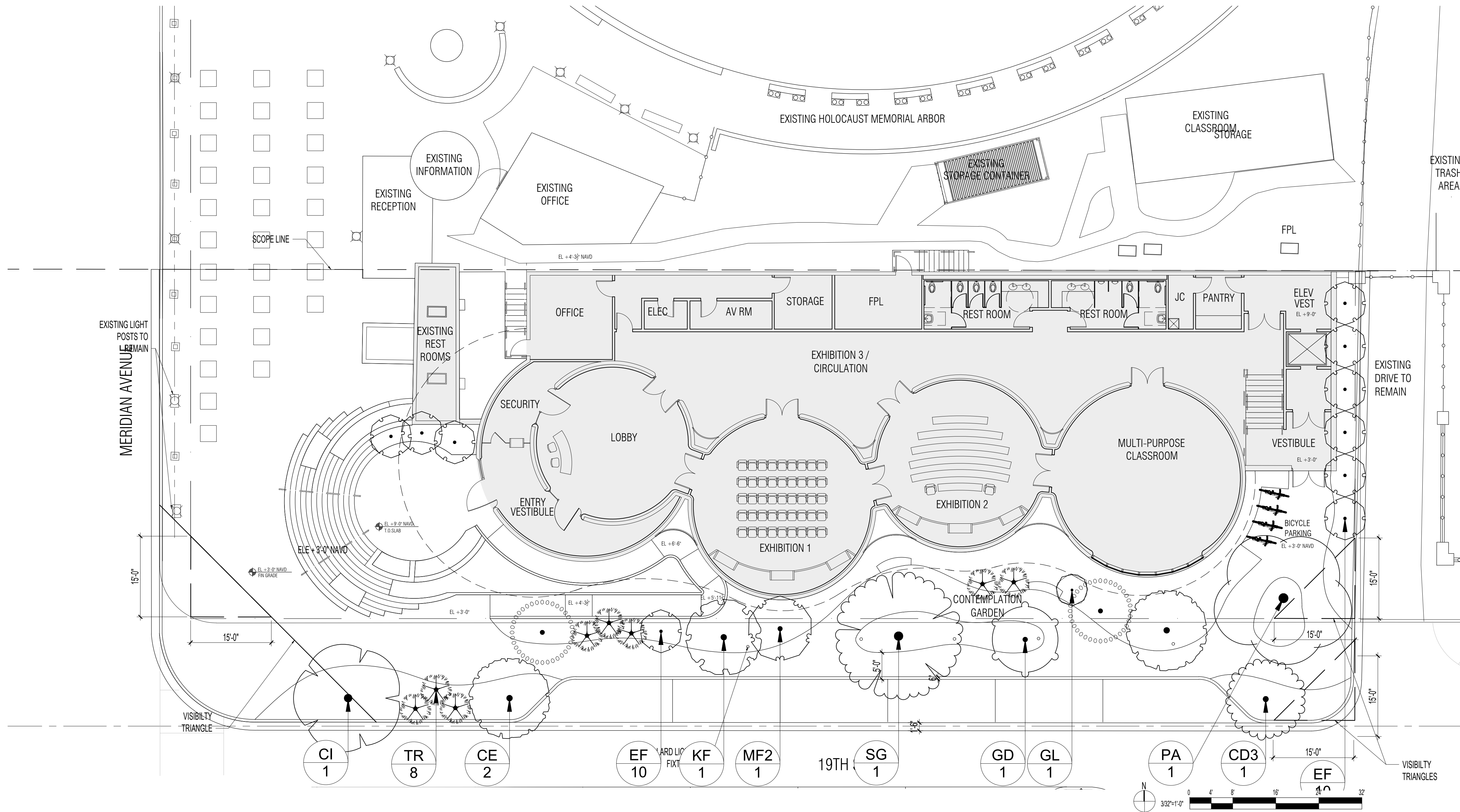
ARQUITECTONICA GEO
RESILIENT LANDSCAPES

THE EDUCATION CENTER AT THE HOLOCAUST MEMORIAL CENTER - DRB SUBMITTAL

1933-1945 Meridian Avenue, Miami Beach, Fl 33139

DRAWING:
SCALE:
DATE: FEBRUARY
14, 2022

GROUND LEVEL
HARDSCAPE PLAN
L1-11



GROUND LEVEL TREE SCHEDULE

TREES	CODE	QTY	BOTANICAL NAME	COMMON NAME	HEIGHT	SPREAD	CALIPER	CLEAR TRUNK	NATIVE	DROUGHT TOL.
	CI	1	Calophyllum inophyllum	Brazilian Beauty Leaf	20'	10'	6"	5'	No	Yes
	CD3	1	Coccoloba diversifolia	Pigeon Plum	14'	7'	3"	4'	Yes	Yes
	CE	2	Conocarpus erectus	Green Buttonwood	14'	7'	3"	4'	Yes	Yes
	CS	2	Conocarpus erectus 'Sericeus'	Silver Buttonwood	12'	6'	2" min	4' min.	Yes	Yes
	GD	1	Guapira discolor	Blolly	14'	7'	3"	4'	Yes	Yes
	KF	1	Krugiodendron ferreum	Black Ironwood	14'	7'	3"	4'	Yes	Yes

	MF2	1	Myrcianthes fragrans	Simpson's Stopper	12'	6'		4"	Yes	Yes
	PA	1	Pachira aquatica	Money Tree	24'	12'	8"	6"	No	Yes
	SG	1	Simarouba glauca	Paradise Tree	24'	12'	8"	6"	Yes	Yes
	TR	8	Thrinax radiata	Florida Thatch Palm	8' GW				Yes	Yes
	EF	10	Eugenia foetida	Spanish Stopper	8'	4'	2"	MT	Yes	Yes
	GL	1	Gymnanthes lucida	Crabwood	6'	3'	1"	MT	Yes	Yes



SEAL/SIGNATURE/DATE:
OFFICE REGISTRATION: # AA C000465

ARQUITECTONICA

2900 Oak Avenue Miami, Florida 33133
TEL. 305.372.1812 FAX. 305.372.1175
www.arquitectonica.com

ARQUITECTONICA
RESILIENT LANDSCAPES **GEO**

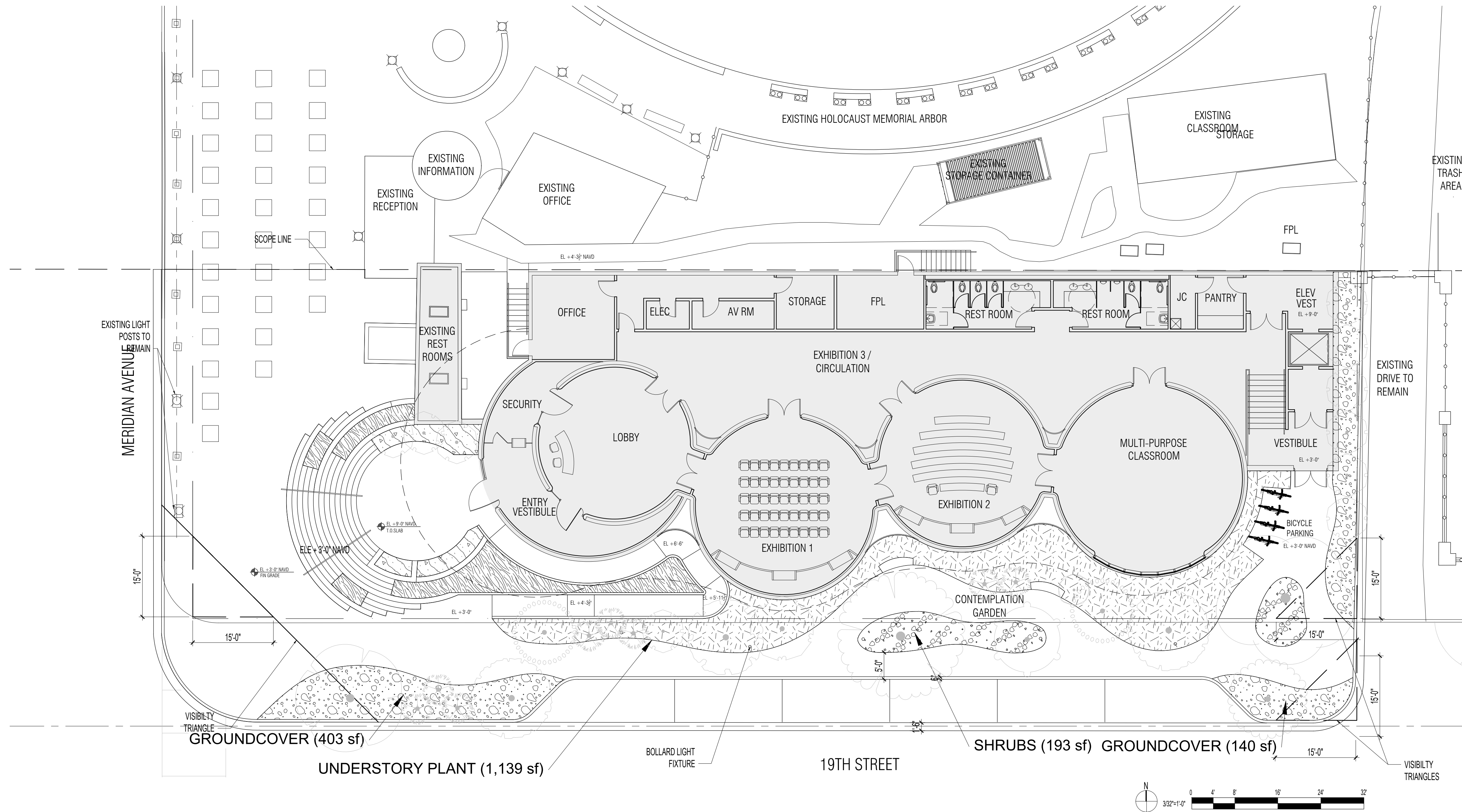
THE EDUCATION CENTER AT THE HOLOCAUST MEMORIAL CENTER - DRB SUBMITTAL

1933-1945 Meridian Avenue, Miami Beach, Fl 33139

DRAWING:
SCALE:
DATE: FEBRUARY
14, 2022

GROUND LEVEL
TREE PLAN

L1-12



CONCEPT PLANT SCHEDULE OVERALL

	GRASSES Muhlenbergia capillaris - pink muhlygrass	306 sf
	HANGING VINES Ernodea littoralis - Golden Creeper	140 sf
	SHRUBS Hymenocallis angustifolia - spiderlily	2,333 sf
	UNDERSTORY PLANT Sabal Minor - Dwarf Sabal Palmetto	1,656 sf
	GROUNDCOVER Clusia rosea 'Nana' - Dwarf clusia	849 sf



SEAL/SIGNATURE/DATE:
OFFICE REGISTRATION: # AA C000465

ARQUITECTONICA

ARQUITECTONICA
RESILIENT LANDSCAPES **GEO**

THE EDUCATION CENTER AT THE HOLOCAUST MEMORIAL CENTER - DRB SUBMITTAL

1933-1945 Meridian Avenue, Miami Beach, Fl 33139

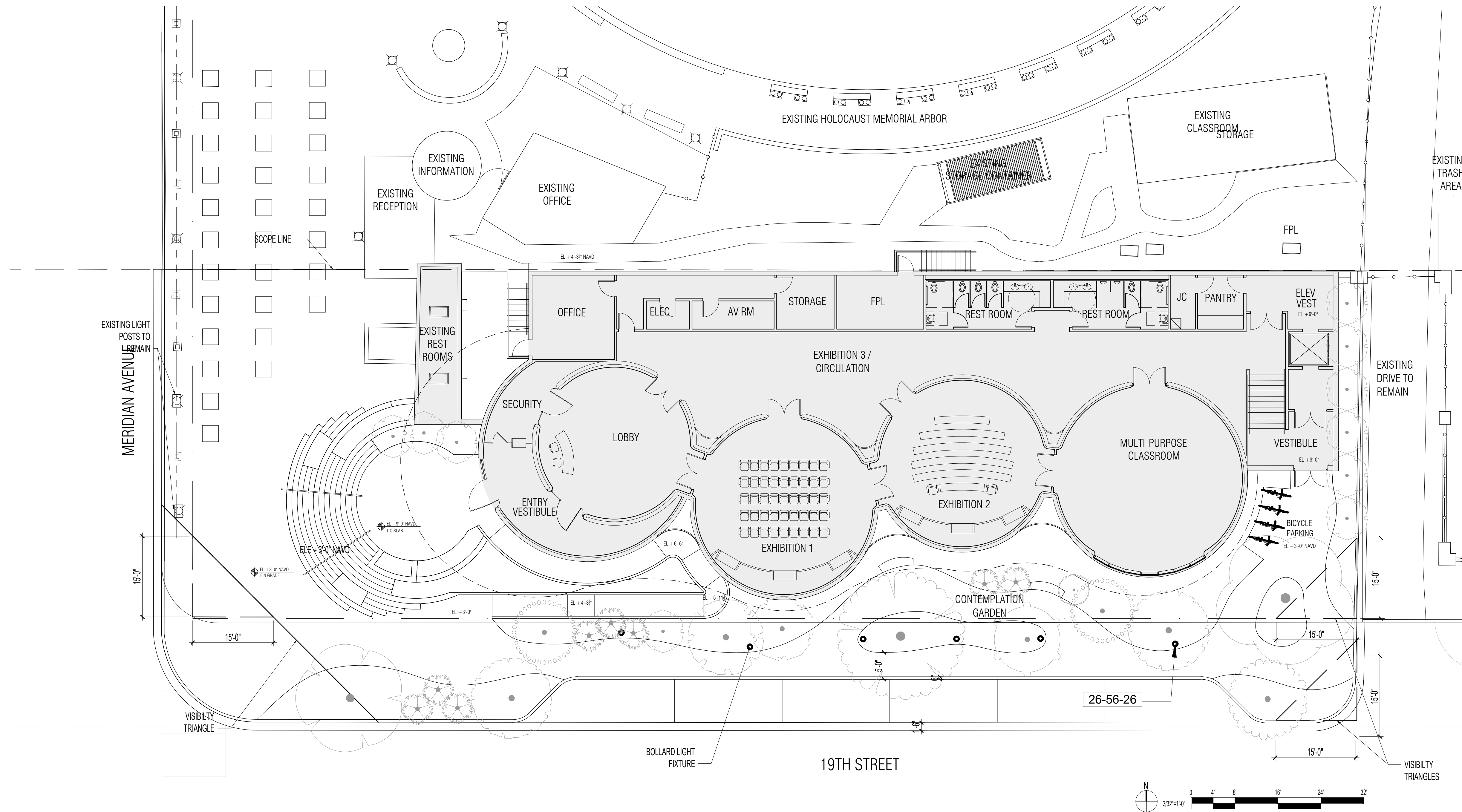
2900 Oak Avenue Miami, Florida 33133
TEL. 305.372.1812 FAX. 305.372.1175
www.arquitectonica.com

DRAWING: GROUND LEVEL SHRUB AND
SCALE: GROUNDCOVER PLAN

DATE: FEBRUARY
14, 2022

L1-13

ALL DESIGNS INDICATED IN THESE DRAWINGS ARE PROPERTY OF ARQUITECTONICA INTERNATIONAL CORP. NO COPIES, TRANSMISSIONS, REPRODUCTIONS OR ELECTRONIC MANIPULATION OF ANY PORTION OF THESE DRAWINGS IN THE WHOLE OR IN PART ARE TO BE MADE WITHOUT THE EXPRESS WRITTEN AUTHORIZATION OF ARQUITECTONICA INTERNATIONAL CORP. DESIGN INTENT SHOWN IS SUBJECT TO REVIEW AND APPROVAL OF ALL APPLICABLE LOCAL AND GOVERNMENTAL AUTHORITIES HAVING JURISDICTION. ALL COPYRIGHTS RESERVED © 2021. THE DATA INCLUDED IN THIS STUDY IS CONCEPTUAL IN NATURE AND WILL CONTINUE TO BE MODIFIED THROUGHOUT THE COURSE OF THE PROJECTS DEVELOPMENT WITH THE EVENTUAL INTEGRATION OF STRUCTURAL, MEP AND LIFE SAFETY SYSTEMS. AS THESE ARE FURTHER REFINED, THE NUMBERS WILL BE ADJUSTED ACCORDINGLY.



GROUND LEVEL LIGHTING SCHEDULE		
SYMBOL	DESCRIPTION	QTY
26-56-26	ITEM: Landscape Lighting TYPE: Bollard APPLICATION: SIDEWALK MANUFACTURER: TBD PRODUCT: TBD TEMPERATURE: TBD FINISH: TBD	6



SEAL/SIGNATURE/DATE:
OFFICE REGISTRATION: # AA C000465

ARQUITECTONICA
2900 Oak Avenue Miami, Florida 33133
TEL. 305.372.1812 FAX. 305.372.1175
www.arquitectonica.com

ARQUITECTONICA
RESILIENT LANDSCAPES **GEO**

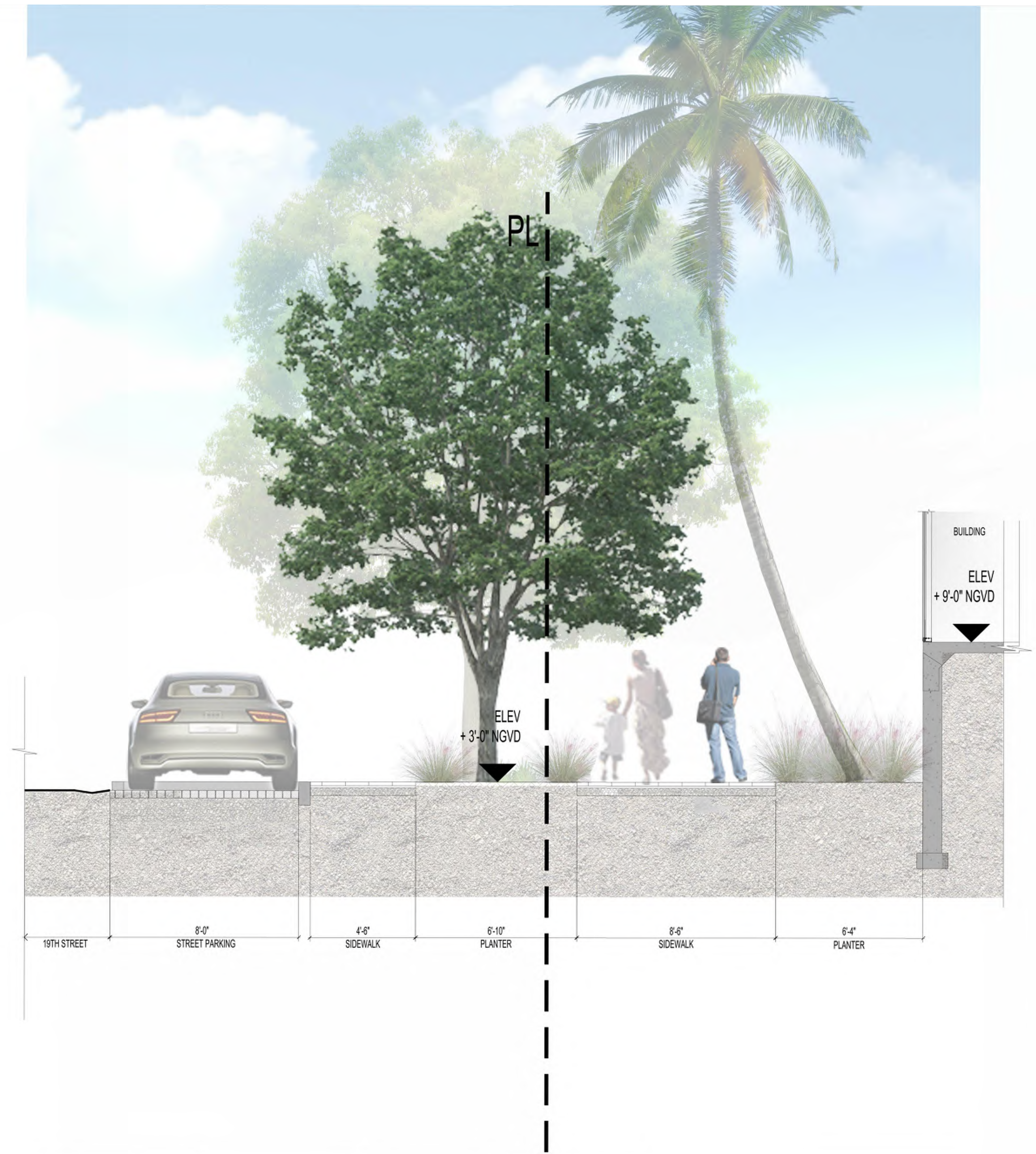
THE EDUCATION CENTER AT THE HOLOCAUST MEMORIAL CENTER - DRB SUBMITTAL

1933-1945 Meridian Avenue, Miami Beach, Fl 33139

DRAWING:
SCALE:
DATE: FEBRUARY
14, 2022

GROUND LEVEL
LIGHTING PLAN
L1-14

ALL DESIGNS INDICATED IN THESE DRAWINGS ARE PROPERTY OF ARQUITECTONICA INTERNATIONAL CORP. NO COPIES, TRANSMISSIONS, REPRODUCTIONS OR ELECTRONIC MANIPULATION OF ANY PORTION OF THESE DRAWINGS IN THE WHOLE OR IN PART ARE TO BE MADE WITHOUT THE EXPRESS WRITTEN AUTHORIZATION OF ARQUITECTONICA INTERNATIONAL CORP. DESIGN INTENT SHOWN IS SUBJECT TO REVIEW AND APPROVAL OF ALL APPLICABLE LOCAL AND GOVERNMENTAL AUTHORITIES HAVING JURISDICTION. ALL COPYRIGHTS RESERVED © 2021. THE DATA INCLUDED IN THIS STUDY IS CONCEPTUAL IN NATURE AND WILL CONTINUE TO BE MODIFIED THROUGHOUT THE COURSE OF THE PROJECTS DEVELOPMENT WITH THE EVENTUAL INTEGRATION OF STRUCTURAL, MEP AND LIFE SAFETY SYSTEMS. AS THESE ARE FURTHER REFINED, THE NUMBERS WILL BE ADJUSTED ACCORDINGLY.



① 19TH STREET RENDERED SECTION
SCALE: 3/8"=1'-0"



SEAL/SIGNATURE/DATE:
OFFICE REGISTRATION: # AA C000465

ARQUITECTONICA

2900 Oak Avenue Miami, Florida 33133
TEL. 305.372.1812 FAX. 305.372.1175
www.arquitectonica.com

ARQUITECTONICA
RESILIENT LANDSCAPES **GEO**

THE EDUCATION CENTER AT THE HOLOCAUST MEMORIAL CENTER - DRB SUBMITTAL

1933-1945 Meridian Avenue, Miami Beach, FL 33139

DRAWING:
SCALE:
DATE: FEBRUARY
14, 2022

19TH STREET
RENDERED SECTION

L3-10

ALL DESIGNS INDICATED IN THESE DRAWINGS ARE PROPERTY OF ARQUITECTONICA INTERNATIONAL CORP. NO COPIES, TRANSMISSIONS, REPRODUCTIONS OR ELECTRONIC MANIPULATION OF ANY PORTION OF THESE DRAWINGS IN THE WHOLE OR IN PART ARE TO BE MADE WITHOUT THE EXPRESS WRITTEN AUTHORIZATION OF ARQUITECTONICA INTERNATIONAL CORP. DESIGN INTENT SHOWN IS SUBJECT TO REVIEW AND APPROVAL OF ALL APPLICABLE LOCAL AND GOVERNMENTAL AUTHORITIES HAVING JURISDICTION. ALL COPYRIGHTS RESERVED © 2021. THE DATA INCLUDED IN THIS STUDY IS CONCEPTUAL IN NATURE AND WILL CONTINUE TO BE MODIFIED THROUGHOUT THE COURSE OF THE PROJECTS DEVELOPMENT WITH THE EVENTUAL INTEGRATION OF STRUCTURAL, MEP AND LIFE SAFETY SYSTEMS. AS THESE ARE FURTHER REFINED, THE NUMBERS WILL BE ADJUSTED ACCORDINGLY.

			<div><div>NOTE: VEHICULAR RATED PAVERS IN PUBLIC R.O.W CONSTRUCTION AS PER FDOT REQUIREMENTS</div><div><div>4" CONCRETE PAVER, SAND SET, OFFSET RUNNING BOND- VEHICULAR RATED</div><div>SAND LAYER</div><div>PREPARED SUBGRADE</div></div></div> <div>① VEHICULAR PAVERS SCALE: 3/4" = 1'-0"</div>
			<div><div>2" STONE PAVER ON SAND BED REFER TO HARDSCAPE DWGS</div><div>SAND LAYER</div><div>SAND-SET JOINTS AS REQUIRED</div><div>PREPARED SUBGRADE</div></div> <div>② PEDESTRIAN PAVERS SCALE: 1/2" = 1'-0"</div>
			<div><div>GROUTED JOINTS AS REQUIRED.</div><div>MORTAR SET TILE FINISH REFER TO HARDSCAPE DWGS.</div><div>MORTAR BED</div><div>SLOPPED TO DRAIN CONCRETE SLAB (REFER TO STRUCRAL DWGS)</div></div> <div>③ TILE ON DECK SCALE: 1/2" = 1'-0"</div>



SEAL/SIGNATURE/DATE:
OFFICE REGISTRATION: # AA C000465

ARQUITECTONICA
2900 Oak Avenue Miami, Florida 33133
TEL. 305.372.1812 FAX. 305.372.1175
www.arquitectonica.com

ARQUITECTONICA
RESILIENT LANDSCAPES **GEO**

THE EDUCATION CENTER AT THE HOLOCAUST MEMORIAL CENTER - DRB SUBMITTAL

1933-1945 Meridian Avenue, Miami Beach, Fl 33139

DRAWING:
SCALE:
DATE: FEBRUARY
14, 2022

GROUND LEVEL
HARDSCAPE DETAILS
L5-10

		<p>4 PALM PLANTING DETAIL SCALE: NTS</p>	<p>1 SMALL TREE PLANTING DETAIL SCALE: NTS</p>
		<p>5 SHRUBS PLANTING DETAIL SCALE: NTS</p>	<p>2 SINGLE TRUNK TREE PLANTING DETAIL SCALE: NTS</p>
		<p>6 GROUNDCOVER PLANTING DETAIL SCALE: NTS</p>	<p>3 MULTI TRUNK TREE PLANTING DETAIL SCALE: NTS</p>



SEAL/SIGNATURE/DATE:
OFFICE REGISTRATION: # AA C000465

ARQUITECTONICA
2900 Oak Avenue Miami, Florida 33133
TEL. 305.372.1812 FAX. 305.372.1175
www.arquitectonica.com

ARQUITECTONICA
RESILIENT LANDSCAPES **GEO**


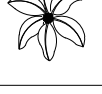




THE EDUCATION CENTER AT THE HOLOCAUST MEMORIAL CENTER - DRB SUBMITTAL










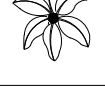


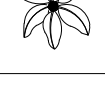



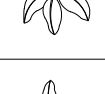
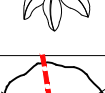
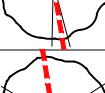
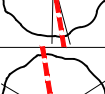








1933-1945 Meridian Avenue, Miami Beach, Fl 33139




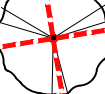





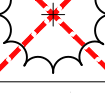



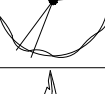







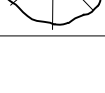
DRAWING:
SCALE:
DATE: FEBRUARY
14, 2022

GROUND LEVEL
PLANTING DETAILS
L5-11

TREE DISPOSITION SCHEDULE

TREES	CODE	QTY	BOTANICAL NAME	COMMON NAME	DBH	H/CT	CANOPY	CONDITION	TPZ	DISPOSITION
	001	1	Pseudophoenix sargentii	Buccaneer Palm	0	3'	6'	Good	4'	Remain
	002	1	Pseudophoenix sargentii	Buccaneer Palm	11"	10'	10'	Good	4'	Remain
	003	1	Pseudophoenix sargentii	Buccaneer Palm	9"	10'	10'	Good	4'	Remain
	004	1	Pseudophoenix sargentii	Buccaneer Palm	8"	8'	10'	Good	4'	Remain
	005	1	Pseudophoenix sargentii	Buccaneer Palm	9"	9'	3'	Poor	4'	Remain
	006	1	Pseudophoenix sargentii	Buccaneer Palm	9"	8'	9'	Poor	4'	Remain
	007	1	Pseudophoenix sargentii	Buccaneer Palm	0	1'	9'	Good	4'	Remain
	008	1	Pseudophoenix sargentii	Buccaneer Palm	0	3'	8'	Good	4'	Remain
	009	1	Pseudophoenix sargentii	Buccaneer Palm	8"	8'	10'	Good	4'	Remain
	010	1	Pseudophoenix sargentii	Buccaneer Palm	0	3'	10'	Good	4'	Remain
	011	1	Pseudophoenix sargentii	Buccaneer Palm	0	2'	10'	Good	4'	Remain
	012	1	Pseudophoenix sargentii	Buccaneer Palm	7"	6'	9'	Good	4'	Remain
	013	1	Pseudophoenix sargentii	Buccaneer Palm	9"	9'	8"	Poor	4'	Remain
	014	1	Pseudophoenix sargentii	Buccaneer Palm	0	3'	3'	Poor	4'	Remain
	015	1	Pseudophoenix sargentii	Buccaneer Palm	0	4'	10'	Good	4'	Remain
	016	1	Pseudophoenix sargentii	Buccaneer Palm	7"	9'	12'	Good	4'	Remain
	017	1	Pseudophoenix sargentii	Buccaneer Palm	0	3'	10'	Good	4'	Remain
	018	1	Pseudophoenix sargentii	Buccaneer Palm	0	3'	8'	Poor	4'	Remain
	019	1	Pseudophoenix sargentii	Buccaneer Palm	9"	8'	5'	Poor	4'	Remain
	020	1	Pseudophoenix sargentii	Buccaneer Palm	0	3'	10'	Good	4'	Remain
	021	1	Pseudophoenix sargentii	Buccaneer Palm	0	3'	8'	Good	4'	Remain
	022	1	Pseudophoenix sargentii	Buccaneer Palm	0	3'	8'	Good	4'	Remain
	023	1	Pseudophoenix sargentii	Buccaneer Palm	4"	5'	10'	Moderate	4'	Remain
	024	1	Pseudophoenix sargentii	Buccaneer Palm	6"	6'	10'	Good	4'	Remain
	025	1	Pseudophoenix sargentii	Buccaneer Palm	7"	6'	10'	Good	4'	Remain
	026	1	Pseudophoenix sargentii	Buccaneer Palm	0	3'	12'	Good	4'	Remain
	027	1	Pseudophoenix sargentii	Buccaneer Palm	6"	8'	10'	Good	4'	Remain

	028	1	Pseudophoenix sargentii	Buccaneer Palm	6"	5'	9'	Good	4'	Remain
	029	1	Pseudophoenix sargentii	Buccaneer Palm	0	2'	8'	Good	4'	Remain
	030	1	Pseudophoenix sargentii	Buccaneer Palm	8"	7'	12'	Good	4'	Remain
	031	1	Pseudophoenix sargentii	Buccaneer Palm	0	4'	10'	Good	4'	Remain
	032	1	Pseudophoenix sargentii	Buccaneer Palm	7"	7"	10'	Good	4'	Remain
	033	1	Pseudophoenix sargentii	Buccaneer Palm	7"	7'	10'	Good	4'	Remain
	034	1	Pseudophoenix sargentii	Buccaneer Palm	5"	7'	8'	Good	4'	Remain
	035	1	Pseudophoenix sargentii	Buccaneer Palm	8"	6'	8'	Moderate	4'	Remain
	036	1	Pseudophoenix sargentii	Buccaneer Palm	6"	6'	8'	Good	4'	Remain
	037	1	Pseudophoenix sargentii	Buccaneer Palm	6"	5'	8"	Good	4'	Remain
	038	1	Pseudophoenix sargentii	Buccaneer Palm	6"	5'	10'	Good	4'	Remain
	039	1	Pseudophoenix sargentii	Buccaneer Palm	0	2'	10'	Good	4'	Remain
	040	1	Pseudophoenix sargentii	Buccaneer Palm	0	4'	10'	Good	4'	Remain
	041	1	Pseudophoenix sargentii	Buccaneer Palm	0	2'	5'	Good	4'	Remain
	042	1	Pseudophoenix sargentii	Buccaneer Palm	7"	7'	8'	Good	4'	Remain
	043	1	Pseudophoenix sargentii	Buccaneer Palm	0	5'	8'	Good	4'	Remain
	044	1	Pseudophoenix sargentii	Buccaneer Palm	7"	5'	10'	Good	4'	Remain
	045	1	Pseudophoenix sargentii	Buccaneer Palm	0	3'	9'	Good	4'	Remain
	046	1	Swietenia Mahagoni	Mahogany	33"	30'	40'	Poor	18'	Remove
	047	1	Swietenia Mahagoni	Mahogany	41"	30'	50'	Poor	18'	Remove
	048	1	Swietenia Mahagoni	Mahogany	16"	35'	30'	Poor	15'	Remove
	049	1	Swietenia Mahagoni	Mahogany	34"	45'	50'	Poor	18'	Remove
	050	1	Ptychosperma elegans	Solitaire Palm	3"	25'	7'	Good	18'	Remain
	072	1	Adansonia digitata	Baobab	79"	70'	65'	Moderate	18'	Remain
	073	1	Ptychosperma elegans	Solitaire Palm	4"	23'	14'	Good	4'	Remain
	074	1	Dypsis lutescens	Areca Palm	54"	20'	35'	Moderate	4'	Remove
	075	1	Ptychosperma elegans	Solitaire Palm	3"	24'	14'	Good	4'	Remain
	076	1	Dypsis lutescens	Areca Palm	10"	14'	26'	Good	4'	Remain

	077	1	Dypsis lutescens	Areca Palm	24"	22'	28'	Moderate	4'	Remove
	078	1	Dypsis lutescens	Areca Palm	59"	23'	28'	Moderate	4'	Remove
	079	1	Ptychosperma elegans	Solitaire Palm	4"	30'	14'	Good	4'	Remain
	079A	1	Swietenia Mahagoni	Mahogany	17"	60'	65'	Poor	15'	Remove
	080	1	Quercus laurifolia	Laurel-leaved Oak	10"	30'	25'	Poor	10'	Remove
	082	1	Ptychosperma elegans	Solitaire Palm	4"	28'	16'	Good	4'	Remain
	083	1	Livistona chinensis	Chinese Fan Palm	8"	14'	20'	Good	4'	Remain
	084	1	Arenga Species	Arenga	0	2'	14'	Moderate	4'	Remain
	085	1	Ptychosperma elegans	Solitaire Palm	3"	27'	14'	Good	4'	Remove
	086	1	Caryota mitis	Fishtail Palm	12"	6'	14'	Poor	4'	Remove
	087	1	Dypsis lutescens	Areca Palm	38"	20'	18'	Moderate	4'	Remove
	088	1	Livistona chinensis	Chinese Fan Palm	9"	28'	24'	Good	4'	Remain
	089	1	Livistona chinensis	Chinese Fan Palm	8"	22'	24'	Good	4'	Remain
	090	1	Adansonia digitata	Baobab	79"	90'	65'	Good	18'	Remain
	091	1	Veitchia montgomeryana	Montgomery Palm	8"	35'	18'	Good	4'	Remain
	092	1	Dypsis lutescens	Areca Palm	7"	13'	22'	Moderate	4'	Remove
	093	1	Ptychosperma elegans	Solitaire Palm	3"	23'	6'	Good	4'	Remain
	094	1	Dypsis lutescens	Areca Palm	21"	11'	14'	Moderate	4'	Remove
	095	1	Dypsis lutescens	Areca Palm	85"	23'	28'	Moderate	4'	Remove
	096	1	Ptychosperma elegans	Solitaire Palm	3"	22'	14'	Good	4'	I
	097	1	Ptychosperma elegans	SolitairePalm	3"	20'	14'	Good	10'	I
	098	1	Swietenia Mahagoni	Mahogany	19"	70'	45'	Moderate	18'	I



SEAL/SIGNATURE/DATE:
OFFICE REGISTRATION: # AA C000465

NOTE: REFER TO SHEET L1-00 FOR TREE DISPOSITION PLAN

ARQUITECTONICA
2900 Oak Avenue Miami, Florida 33133
TEL. 305.372.1812 FAX. 305.372.1175
www.arquitectonica.com










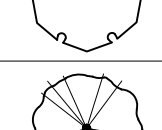
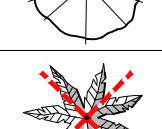

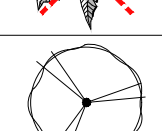

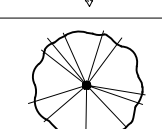







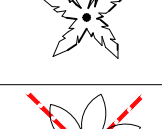

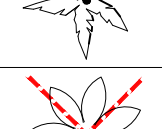
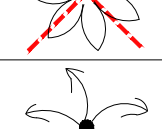
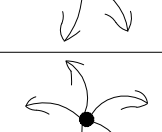


ARQUITECTONICA
RESILIENT LANDSCAPES **GEO**

THE EDUCATION CENTER AT THE HOLOCAUST MEMORIAL CENTER - DRB SUBMITTAL

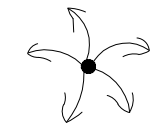
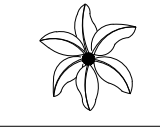

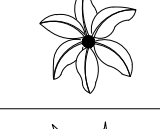



















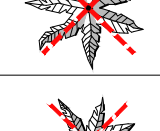


1933-1945 Meridian Avenue, Miami Beach, Fl 33139

DRAWING:
SCALE:
DATE: FEBRUARY
14, 2022

TREE DISPOSITION
SCHEDULE
L6-00

	099	1	Ptychosperma elegans	Solaire Palm	3"	23'	14'	Good	4'	Remain
	100	1	Ptychosperma elegans	Solitaire Palm	3"	22'	14'	Good	4'	Remain
	101	1	Dypsis lutescens	Areca Palm	12"	20'	14'	Moderate	4'	Remove
	102	1	Dypsis lutescens	Areca Palm	32"	28'	18'	Moderate	4'	Remove
	103	1	Dypsis lutescens	Areca Palm	22"	20'	14'	Moderate	4'	Remove
	104	1	Ptychosperma elegans	Solitaire Palm	3"	14'	8'	Moderate	4'	Remain
	105	1	Ptychosperma elegans	Solitaire Palm	4"	14'	18'	Moderate	4'	Remain
	106	1	Adansonia digitata	Baobab	39"	60'	40'	Good	18'	Remain
	107	1	Ptychosperma elegans	Solitaire Palm	3"	22'	14'	Good	4'	Remain
	107A	1	Polyscias balfouriana	Balfour Aralia	19"	15'	18'	Moderate	6'	Remain
	108	1	Swietenia Mahagoni	Mahogany	10"	40'	55'	Good	15'	Remain
	109	1	Dypsis lutescens	Areca Palm	54"	14'	26'	Moderate	4'	Remove
	110	1	Dypsis lutescens	Areca Palm	26"	16'	26'	Poor	4'	Remove
	111	1	Adansonia digitata	Baobab	74"	90'	45'	Good	18'	Remain
	112	1	Ptychosperma elegans	Solitaire Palm	4"	26'	16'	Good	4'	Remain
	113	1	Swietenia mahagoni	Mahogany	17"	45'	45'	Moderate	18'	Remain
	114	1	Dypsis lutescens	Areca Palm	42"	14'	28'	Moderate	4'	Remove
	114A	1	Dypsis lutescens	Areca Palm	21"	14'	18'	Moderate	4'	Remove
	115	1	Ptychosperma elegans	Solitaire Palm	3"	25'	7'	Good	4'	Remain
	116	1	Ptychosperma elegans	Solitaire Palm 2x tks	6"	22'	16'	Good	4'	Remain
	117	1	Ptychosperma elegans	Solitaire Palm 3tks	9"	22'	14'	Good	4'	Remain
	118	1	Ptychosperma elegans	Solitaire Palm 3 tks	8"	24'	14'	Good	4'	Remain
	119	1	Ptychosperma elegans	Solitaire Palm 2tks	6"	23'	8'	Good	4'	Remain
	120	1	Syagrus romanzoffiana	Queen Palm	9"	22'	20'	Good	4'	Remain
	121	1	Roystonea regia	Royal Palm	7"	14'	16'	Poor	4'	Remove
	121A	1	Ptychosperma macarthurii	Macarthur Palm	10"	6'	18'	Good	4'	Remove
	122	1	Roystonea regia	Royal Palm	14"	40'	18'	Poor	5'	Remove
	123	1	Carpentaria acuminata	Carpentaria Palm	7"	25'	18'	Good	4'	Remain
	124	1	Carpentaria acuminata	Carpentaria Palm	6"	25'	14'	Good	4'	Remain

NOTE: REFER TO SHEET L1-00 FOR TREE DISPOSITION PLAN

	125	1	Carpentaria acuminata	Carpentaria Palm	5"	25'	16'	Good	4'	Remain
	126	1	Pseudophoenix sargentii	Buccaneer Palm	11"	10'	12'	Good	4'	Remain
	127	1	Ptychosperma elegans	Solitaire Palm	4"	15'	12'	Good	4'	Remain
	128	1	Pseudophoenix sargentii	Buccaneer Palm	12"	11'	13'	Good	4'	Remain
	129	1	Howea forsteriana	Kentia Palm	6"	13'	12'	Good	4'	Remain
	130	1	Ptychosperma elegans	Solitaire Palm	3"	28'	12'	Good	4'	Remain
	131	1	Ptychosperma elegans	Solitaire Palm	2"	11'	8'	Good	4'	Remain
	132	1	Ptychosperma elegans	Solitaire Palm	2"	12'	7'	Good	4'	Remain
	133	1	Carpentaria acuminata	Carpentaria Palm	5"	26'	16'	Good	4'	Remain
	134	1	Ptychosperma elegans	Solitaire Palm	3"	28'	12'	Good	4'	Remain
	135	1	Ptychosperma elegans	Solitaire Palm	4"	26'	12'	Good	4'	Remain
	136	1	Ptychosperma elegans	Solitaire Palm	3"	22'	12'	Good	4'	Remain
	137	1	Ptychosperma elegans	Solitaire Palm	4"	26'	12'	Good	4'	Remain
	138	1	Ptychosperma elegans	Solitaire Palm 2ks	4"	27'	12'	Good	4'	Remain
	139	1	Ptychosperma elegans	Solitaire Palm 3tks	6"	26'	12'	Good	4'	Remain
	140	1	Ptychosperma elegans	Solitaire Palm	4"	23'	10'	Good	4'	Remain
	141	1	Ptychosperma elegans	Solitaire Palm	3"	20'	10'	Good	4'	Remain
	A	1	Dypsis lutescens	Areca Palm	92"	12'	14'	Good	4'	Remove
	B	1	Dypsis lutescens	Areca Palm	30"	10'	12'	Good	4'	Remove
	C	1	Dypsis lutescens	Areca Palm	28"	9'	10'	Good	4'	Remove
	D	1	Dypsis lutescens	Areca Palm	27"	12'	8'	Good	4'	Remove
	E	1	Dypsis lutescens	Areca Palm	27"	14'	8'	Good	4'	Remove
	F	1	Dypsis lutescens	Areca Palm	23"	10'	8'	Good	4'	Remove
	G	1	Dypsis lutescens	Areca Palm	27"	12'	8'	Good	4'	Remove
	H	1	Dypsis lutescens	Areca Palm	93"	18'	14'	Good	4'	Remove
	I	1	Dypsis lutescens	Areca Palm	20"	9'	10'	Good	10'	Remove
TOTAL DBH (IN INCHES) REMOVED									175"	



SEAL/SIGNATURE/DATE:
OFFICE REGISTRATION: # AA C000465

ARQUITECTONICA
2900 Oak Avenue Miami, Florida 33133
TEL. 305.372.1812 FAX. 305.372.1175
www.arquitectonica.com

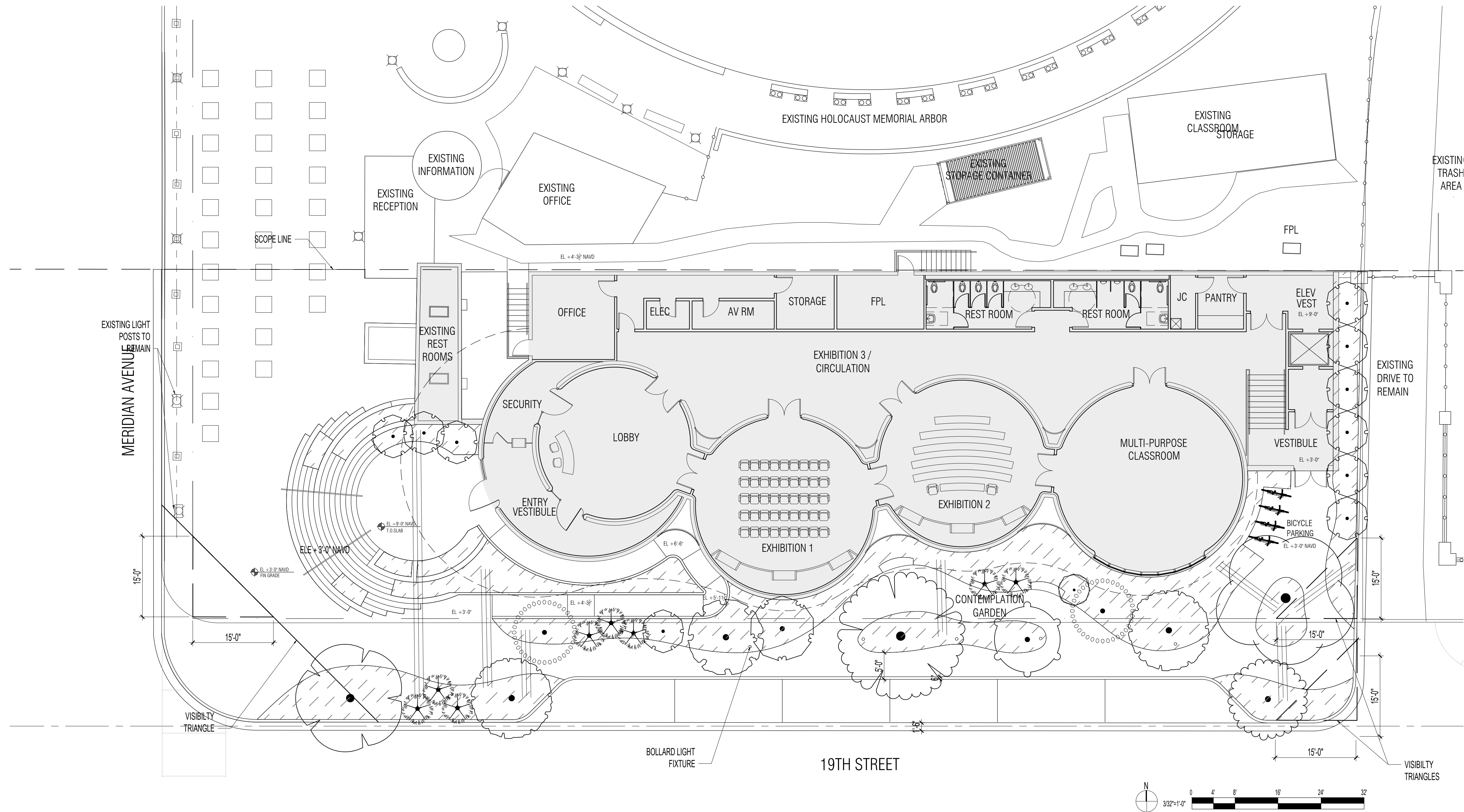
ARQUITECTONICA
RESILIENT LANDSCAPES **GEO**

THE EDUCATION CENTER AT THE HOLOCAUST MEMORIAL CENTER - DRB SUBMITTAL

1933-1945 Meridian Avenue, Miami Beach, Fl 33139

DRAWING:
SCALE:
DATE: FEBRUARY
14, 2022

TREE DISPOSITION
SCHEDULE
L6-01



SEAL/SIGNATURE/DATE:
OFFICE REGISTRATION: # AA C000465

ARQUITECTONICA
2900 Oak Avenue Miami, Florida 33133
TEL. 305.372.1812 FAX. 305.372.1175
www.arquitectonica.com

ARQUITECTONICA GEO
RESILIENT LANDSCAPES

THE EDUCATION CENTER AT THE HOLOCAUST MEMORIAL CENTER - DRB SUBMITTAL

1933-1945 Meridian Avenue, Miami Beach, FL 33139



DRAWING:
SCALE:
DATE: FEBRUARY
14, 2022











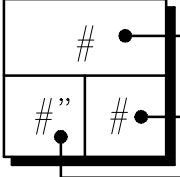
GROUND LEVEL
IRRIGATION PLAN

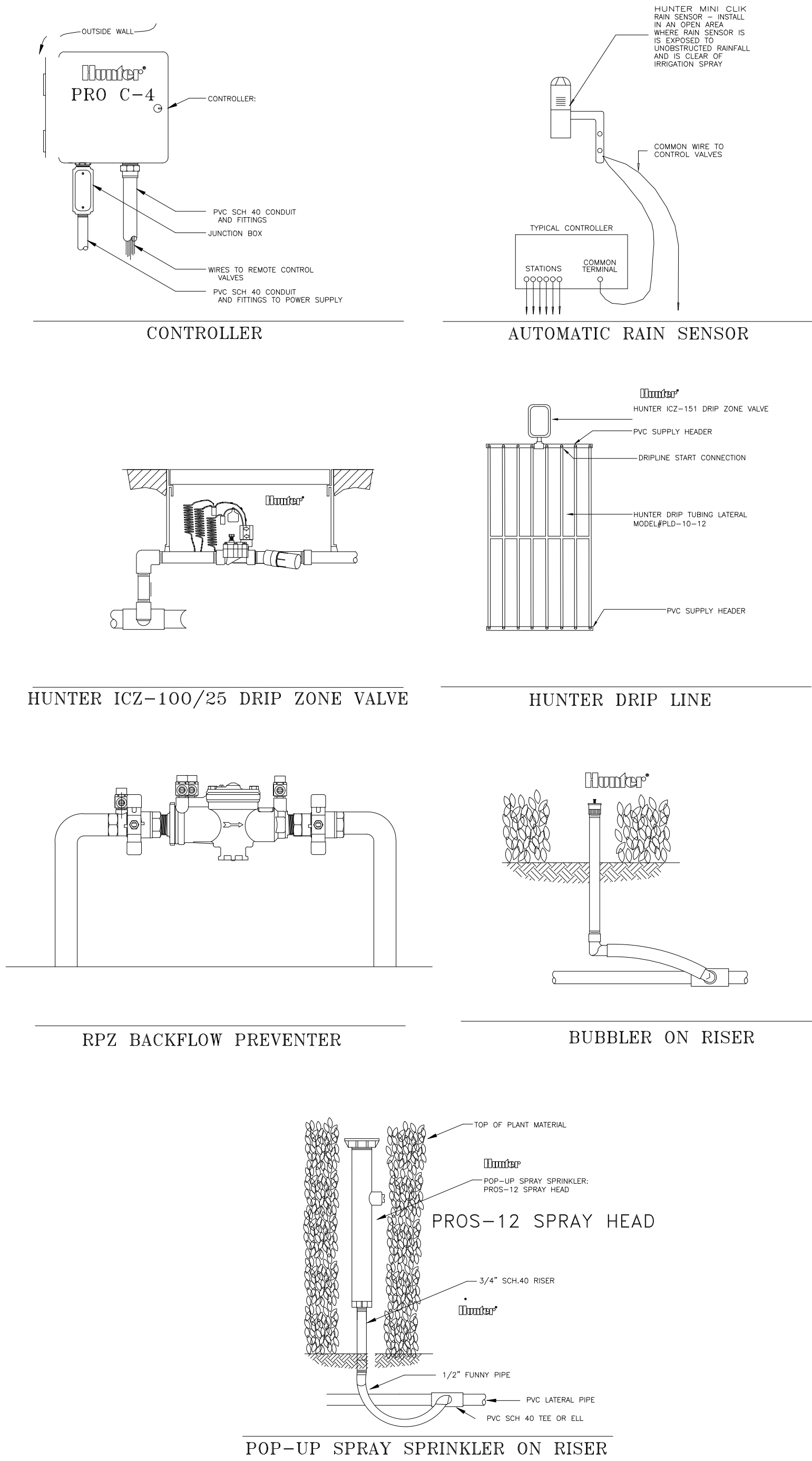
IR1-10

ALL DESIGNS INDICATED IN THESE DRAWINGS ARE PROPERTY OF ARQUITECTONICA INTERNATIONAL CORP. NO COPIES, TRANSMISSIONS, REPRODUCTIONS OR ELECTRONIC MANIPULATION OF ANY PORTION OF THESE DRAWINGS IN THE WHOLE OR IN PART ARE TO BE MADE WITHOUT THE EXPRESS WRITTEN AUTHORIZATION OF ARQUITECTONICA INTERNATIONAL CORP. DESIGN INTENT SHOWN IS SUBJECT TO REVIEW AND APPROVAL OF ALL APPLICABLE LOCAL AND GOVERNMENTAL AUTHORITIES HAVING JURISDICTION. ALL COPYRIGHTS RESERVED © 2021. THE DATA INCLUDED IN THIS STUDY IS CONCEPTUAL IN NATURE AND WILL CONTINUE TO BE MODIFIED THROUGHOUT THE COURSE OF THE PROJECTS DEVELOPMENT WITH THE EVENTUAL INTEGRATION OF STRUCTURAL, MEP AND LIFE SAFETY SYSTEMS. AS THESE ARE FURTHER REFINED, THE NUMBERS WILL BE ADJUSTED ACCORDINGLY.

IRRIGATION_SCHEDULE

SYMBOL	MANUFACTURER/MODEL/DESCRIPTION
	Hunter ICZ-151-XL-40 (2) Drip Control Zone Kit. 1-1/2" ICV Globe Valve with 1" HY100 filter system. Pressure Regulation: 40psi. Flow Range: 20 GPM to 60 GPM. 120 mesh stainless steel screen. 1-1/2" inlet x single 2" outlet
	Area to Receive Dripline Hunter PLD-10-12 (12) In-Line Pressure Compensating Landscape Dripline with Built-In Check Valve. 1.0GPH emitters at 12.0" O.C. Dripline laterals spaced at 12.0" apart, with emitters offset for triangular pattern. UV Resistant.

SYMBOL	MANUFACTURER/MODEL/DESCRIPTION
	Febco 825Y (2) 1-1/2" Reduced Pressure Backflow Preventer
	Hunter PC-400 with (01) PCM-300 (2) Light Commercial & Residential Controller, 7-station expanded module controller, 120 VAC, Outdoor model
	Hunter PC-400 with (01) PCM-300 (2) Light Commercial & Residential Controller, 7-station expanded module controller, 120 VAC, Outdoor model
	Hunter MINI-CLIK (2) Rain Sensor, mount as noted
	Point of Connection 1-1/2" 1.5" CONNECTION FROM GROUND FLOOR
	Point of Connection 1-1/2" 1.5" CONNECTION FROM GROUND FLOOR
	2" SS = SLAB SLEEVE
	Irrigation Lateral Line: PVC Schedule 40
	Irrigation Mainline: PVC Schedule 40 PVC Schedule 40 irrigation pipe.
	Pipe Sleeve: PVC Schedule 40 Valve Cutoff
	Valve Number Valve Flow Valve Size



GENERAL NOTES

- Pipe sizes shall conform to those shown on the drawings. No substitutions of smaller pipe sizes shall be permitted, but substitutions of larger sizes may be approved. All damaged and rejected pipe shall be removed from the site at the time of said rejection.
- All mainline, lateral line and control wire conduit under paving shall be installed in separate sleeves. Sleeves shall be a minimum of twice (2X) the diameter of the pipe to be sleeved.
- Install all backflow prevention devices and all piping between the point of connection and the backflow preventer as per local codes.
- Final location of the backflow preventer and automatic controller shall be approved by the owner's authorized representative.
- 120 VAC electrical power source at controller location shall be provided by others. The electrical contractor shall make the final connection from the electrical source to the controller.
- All sprinkler heads shall be set perpendicular to finish grade unless otherwise specified.
- The irrigation contractor shall flush and adjust all sprinkler heads and valves for optimum spray with minimal overspray onto walks, streets, walls, etc.
- This design is diagrammatic. All piping, valves, etc., shown within paved areas is for design clarification only and shall be installed in planting areas wherever possible. The contractor shall locate all valves in shrub areas where possible.
- It is the responsibility of the irrigation contractor to familiarize himself with all grade differences, location of walls, retaining walls, structures and utilities. The irrigation contractor shall repair or replace all items damaged by his work. He shall coordinate his work with other contractors for the location and installation of pipe sleeves through walls, under roadways and paving, etc.
- Do not willingly install the sprinkler system as shown on the drawings when it is obvious in the field that unknown obstructions, grade differences or differences in the area dimensions exist that might not have been considered in the engineering. Such obstructions or differences should be brought to the attention of the owner's authorized representative. In the event this notification is not performed, the irrigation contractor shall assume full responsibility for any revisions necessary.
- All sprinkler equipment not otherwise detailed or specified shall be installed as per manufacturer's recommendations and specifications.
- The irrigation contractor shall install check valves on all heads in areas where finish grade exceeds 4:1, where post valve shut-off draining, of the irrigation head occurs or as directed by the owner's authorized representative.
- The contractor shall provide 1800 PCS (pressure compensating screens) as necessary to reduce or eliminate overspray onto streets, walks or other areas as directed by the owner's authorized representative.
- All control wires shall be installed in PVC conduit.
- All remote control valves, gate valves, quick couplers, control wire and computer cable pull points shall be installed in approved valves boxes with covers.
- The installation devices are to be guaranteed for the period of (1) year from the date of final acceptance.



SEAL/SIGNATURE/DATE:
OFFICE REGISTRATION: # AA C000465

ARQUITECTONICA

ARQUITECTONICA GEO
RESILIENT LANDSCAPES

THE EDUCATION CENTER AT THE HOLOCAUST MEMORIAL CENTER - DRB SUBMITTAL

1933-1945 Meridian Avenue, Miami Beach, Fl 33139

2900 Oak Avenue Miami, Florida 33133
TEL. 305.372.1812 FAX. 305.372.1175
www.arquitectonica.com

DRAWING:
SCALE:
DATE: FEBRUARY
14, 2022

GROUND LEVEL
IRRIGATION DETAILS

IR5-10