



City of Miami Beach, 1700 Convention Center Drive, Miami Beach, Florida 33139, [www.miamibeachfl.gov](http://www.miamibeachfl.gov)

## COMMISSION MEMORANDUM

TO: Honorable Mayor Dan Gelber and Members of the City Commission

FROM: Alina T. Hudak, City Manager

DATE: September 30, 2021

SUBJECT: **A RESOLUTION OF THE MAYOR AND CITY COMMISSION OF THE CITY OF MIAMI BEACH, FLORIDA, ADOPTING THE FINAL BUDGETS FOR THE GENERAL, G.O. DEBT SERVICE, RDA AD VALOREM TAXES, ENTERPRISE, INTERNAL SERVICE, AND SPECIAL REVENUE FUNDS FOR FISCAL YEAR 2022**

### **STRATEGIC PLAN SUPPORTED**

Organizational Innovation – Ensure strong fiscal stewardship

### **ADMINISTRATION RECOMMENDATION**

The Administration recommends that the City Commission adopt the attached Resolution which establishes the final budgets for the General, G.O. Debt Service, RDA Ad Valorem Taxes, Enterprise, Internal Service, and Special Revenue Funds for Fiscal Year (FY) 2022.

### **PROCEDURE**

As outlined in the companion General Operating Millage Agenda Item, Section 200.065, Florida Statutes, specifies the manner in which budgets are adopted. First, the final millage rate for both the general operating and debt service is adopted, then immediately thereafter, the final budgets by fund are adopted. The attached Resolution adopting the final budgets for the General, G.O. Debt Service, RDA Ad Valorem Taxes, Enterprise, Internal Service, and Special Revenue Funds for FY 2022 is, therefore, presented to you at this time for adoption.

### **FINANCIAL IMPACT OF COVID-19**

As a result of the COVID-19 pandemic, the City continues to experience adverse impacts to its Resort Tax, Convention Center, General Fund, and to some extent, Parking revenues, as the City is highly dependent on the tourism and hospitality industries. The FY 2022 budget includes assumptions based on conservative estimates of improving economic conditions, as a result of a gradual return to normal conditions with the expansion of the country's vaccination program.

At the June 4, 2021 Commission Budget Retreat, the Administration presented an update on the FY 2022 Operating Budget based on the June 1, 2021 Estimated Taxable Values from the Miami-Dade County Property Appraiser. The chart below summarizes the total projected gap between

the FY 2022 General Fund and Resort Tax Fund budgets, as presented at the FY 2022 Commission Budget Retreat on June 4, 2021.

	NON-COVID-19 (Permanent)	COVID-19 (Temporary)
General Fund	(\$6.2 million)	(\$8.0 million)
Resort Tax	0	(\$11.5 million)
<b>Total</b>	<b>(\$6.2 million)</b>	<b>(\$19.5 million)</b>

### **AMERICAN RESCUE PLAN ACT FUNDS**

The American Rescue Plan Act of 2021 (ARPA) is an emergency legislative package intended to “fund vaccinations, provide direct relief to families bearing the brunt of the COVID-19 crisis, and support struggling communities.” The bill provides a total of \$1.9 trillion to governments and other entities such as hospitals, public schools, and universities to promote recovery from the COVID-19 pandemic.

Signed into law by President Biden on March 11, 2021, the bill allocated \$350 billion in fiscal recovery funds to State, Local, Tribal, and Territorial (SLTT) Governments, of which \$45.6 billion was allocated for metropolitan cities, such as the City of Miami Beach, to:

- Respond to the COVID-19 public health emergency or its negative economic impacts including (but not limited to): assistance to households, small businesses, and nonprofits, or aid to impacted industries such as tourism, travel, and hospitality
- Provide premium pay to eligible State workers, or grants to eligible employers with employees that perform essential work during the COVID-19 public health emergency
- Provide government services to compensate for the reduction in revenue in the community due to the pandemic (budget shortfalls)
- Make necessary investments in water, sewer, or broadband infrastructure

The City is projected to receive an allocation of \$23.6 million in one-time federal dollars from the American Rescue Plan Act to address the projected revenue shortfalls attributed to COVID-19, of which \$11.8 million has been received to date. The Administration recommends that these one-time funds be used to offset the projected \$19.5 million gap attributed to the impact of COVID-19 on the City’s revenues in the FY 2022 budget.

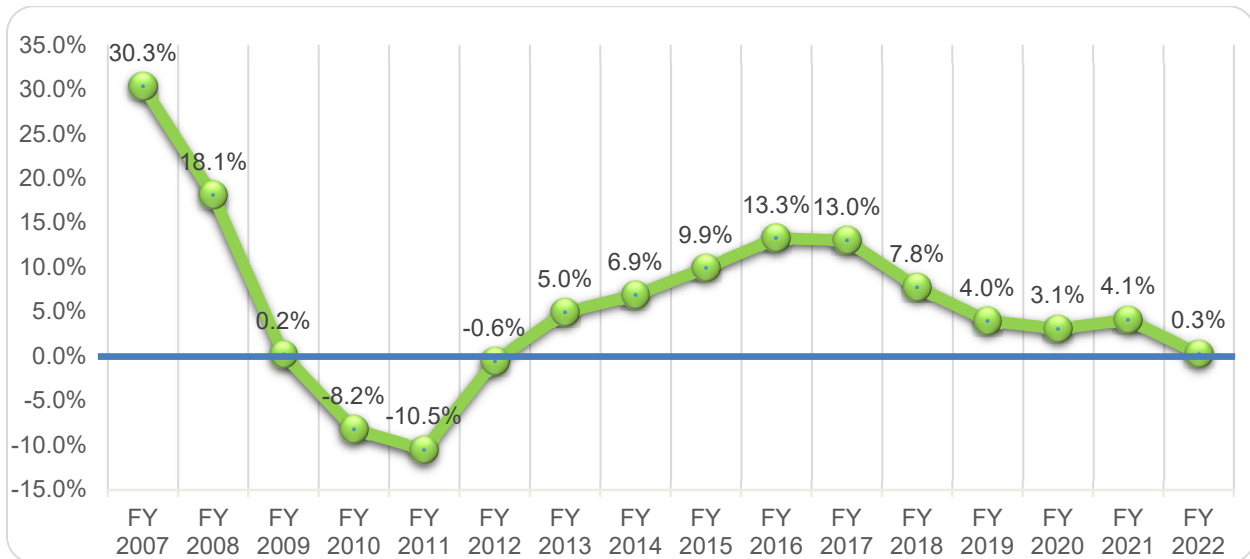
### **PROPERTY VALUES UPDATE**

The FY 2022 General Fund budget based on the 2021 Estimated Taxable Values as of June 1, 2021 provided by the Miami-Dade Property Appraiser’s Office reflected a property tax revenue decrease of \$448,000 for FY 2022, resulting in a preliminary net General Fund gap of \$6.2 million, as further detailed in the Letter to Commission (LTC# 230-2021) dated June 1, 2021 and presented at the FY 2022 Commission Budget Retreat on June 4, 2021.

On July 1, 2021, the City received the 2021 Certified Taxable Values from the Miami-Dade County Property Appraiser indicating that the overall taxable value for the City of Miami Beach increased

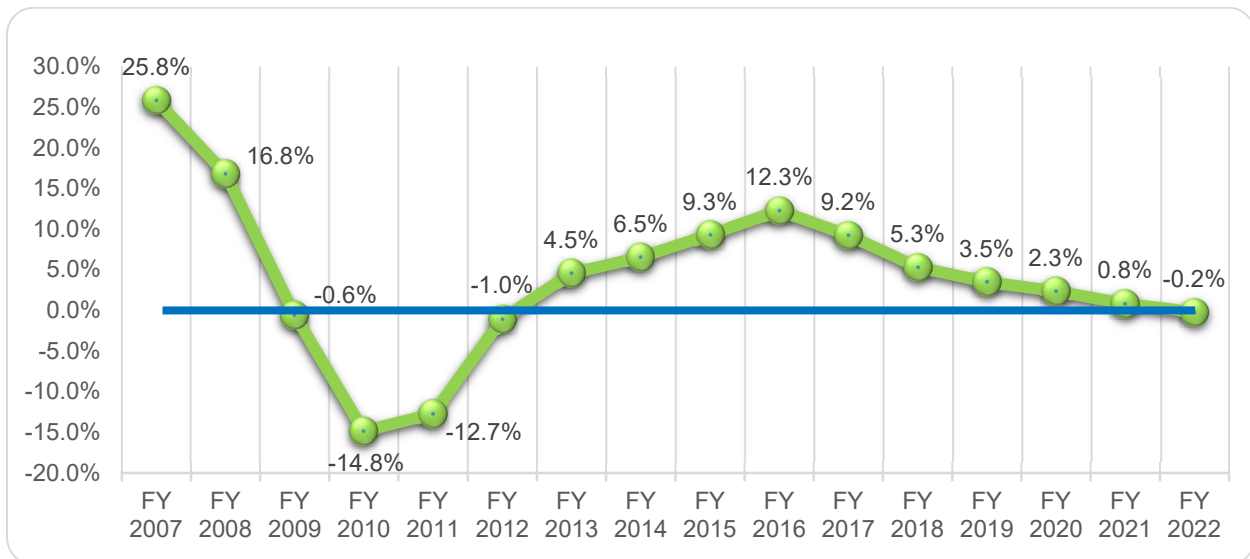
approximately \$123.7 million, or 0.3%, from the 2020 Certified Taxable Values of \$41.7 billion to the 2021 Certified Taxable Values of \$41.9 billion. Compared to the 2021 Estimated Taxable Values as of June 1, 2021, the Certified Taxable Values as of July 1, 2021 provided by the Miami-Dade County Property Appraiser increased \$217.7 million, or 0.5%.

### Overall Property Value Trend

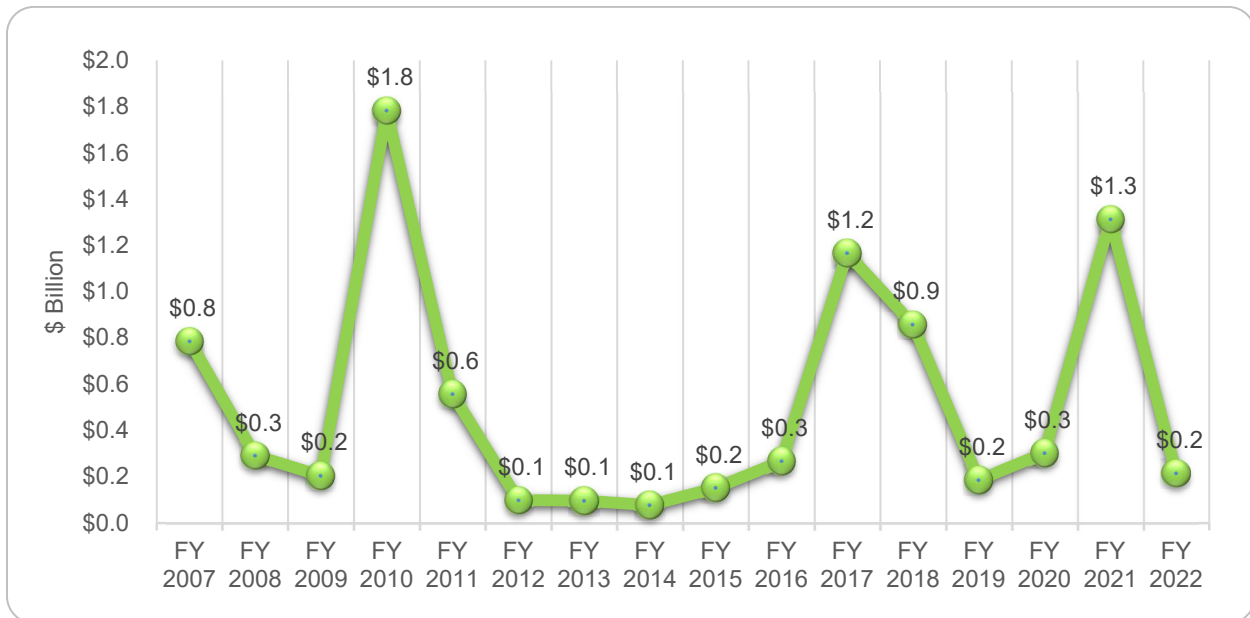


More specifically, the values include a \$91.9 million, or 0.2%, decrease in existing property values and a \$215.6 million increase in new construction values.

### Existing Property Value Trend



### New Construction Trend



The FY 2022 General Fund budget based on the 2021 Estimated Taxable Values as of June 1, 2021 provided by the Miami-Dade Property Appraiser's Office reflected a property tax revenue decrease of \$448,000, or 0.2%, from the 2020 Certified Taxable Values provided by the Miami Dade County Property Appraiser's Office as of July 1, 2020. The FY 2022 General Fund budget based on the 2021 Certified Taxable Values provided by the Miami-Dade County Property Appraiser's Office as of July 1, 2021 reflected an increase in values of \$217.7 million, or 0.5%, compared to the 2021 Estimated Taxable Values provided by the Miami-Dade County Property Appraiser's Office as of June 1, 2021, for an overall increase in citywide General Fund property tax revenues of \$2.3 million. Of this increase, approximately \$1.2 million was due to the increase in property values.

In addition, the preliminary property tax revenue projections as of June 1, 2021 assumed property values within the City Center RDA would decrease by approximately 0.2% over the certified July 1, 2020 values based on historical trends. Based on the certified July 1, 2021 values provided by the Miami-Dade County Property though, property values within the City Center Redevelopment Agency (RDA) actually decreased by approximately \$226.5 million, or 3.7%, from the certified July 1, 2020 values. This reduction in the RDA property values resulted in a \$1.1 million increase in citywide General Fund property tax revenues over the preliminary property tax revenues projected as of June 1, 2021.

Citywide General Fund Revenues	\$ Change
Increase in Property Tax Revenues from June 1 <sup>st</sup> based on Receipt of July 1 <sup>st</sup> Certified Taxable Values	1,184,000
Increase in Property Tax Revenues from June 1 <sup>st</sup> based on Receipt of City Center RDA Property Values	1,108,000
<b>Total Increase in Property Tax Revenue Projection (from Estimated June 1<sup>st</sup> to Certified July 1<sup>st</sup> Values)</b>	<b>\$2,292,000</b>

	July 2020 Certified	June 2021 Estimated	July 2021 Certified	\$ Change
Property Assessment				
Existing Values	41,742,998,986	41,502,000,000	41,651,084,940	(91,914,046)
New Construction	0	147,000,000	215,589,854	215,589,854
Total Citywide Property Values	41,742,998,986	41,649,000,000	41,866,674,794	123,675,808
City Center RDA	6,204,385,940	6,191,977,168	5,977,864,104	(226,521,836)
Citywide Total – Net of City Center RDA	35,538,613,046	35,457,022,832	35,888,810,690	350,197,644
<b>Property Tax Revenue Projection</b>	<b>\$196,617,000</b>	<b>\$196,169,000</b>	<b>\$198,461,000</b>	
<b>Property Tax Revenue Projection Variance</b>		<b>(\$448,000)</b>	<b>\$1,844,000</b>	<b>\$2,292,000</b>

Based on the increase in the 2021 Certified Taxable Values as of July 1, 2021 over the 2021 Estimated Taxable Values as of June 1, 2021 provided by the Miami-Dade County Property Appraiser and the increase in General Fund property tax revenues resulting from the actual decrease in the City Center RDA property values, General Fund property tax revenues increased by approximately \$2.3 million resulting in a decrease in the preliminary net General Fund gap without the impact of COVID-19 on revenues from \$6.2 million to \$3.9 million. The additional gap attributed to the impact of COVID-19 on revenues for FY 2022 remained at \$19.5 million.

	NON-COVID-19 (Permanent)	COVID-19 (Temporary)
General Fund	(\$3.9 million)	(\$8.0 million)
Resort Tax	0	(\$11.5 million)
<b>Total</b>	<b>(\$3.9 million)</b>	<b>(\$19.5 million)</b>

### GENERAL FUND

The General Fund is the primary source of funding for many City services. Revenues are derived from ad valorem property taxes, franchise and utility taxes, business license and permit fees, revenue sharing from various statewide taxes, user fees for services, fines, rents and concession

fees, and interest income. Additionally, intergovernmental revenues from Miami-Dade County and Resort Tax contribute funding for tourist-related activities provided by General Fund departments. At the June 18, 2021 Finance and Economic Resiliency Committee (FERC) 1<sup>st</sup> Budget Briefing, the Mayor and City Commission were briefed regarding the FY 2022 General Fund budget, including the projected impact of COVID-19 on the City’s revenues. The preliminary budget represents the cost of providing the same level of services as in the prior year and serves as the baseline of funding for the annual budget development process.

Based on the 2021 Certified Taxable Values provided by the Miami-Dade County Property Appraiser’s Office as of July 1, 2021, citywide values increased approximately \$123.7 million, or 0.3%, over the 2020 Certified Taxable Values. Property taxes comprise approximately 56.5% of total FY 2022 General Fund revenues and are a key driver of the proposed revenues.

At the July 16<sup>th</sup> and 23<sup>rd</sup> FERC meetings, the Administration identified a combination of revenue and expenditure refinements, as well as revenue enhancements to close the projected Non-COVID-19 and COVID-19 General Fund gaps, as well as expenditure enhancements. These recommendations, if approved by the Committee, would have resulted in a proposed unallocated General Fund surplus of \$94,000.

<b>FY 2022 Balancing Strategies</b>	<b>NON-COVID-19 (Permanent)</b>	<b>COVID-19 (Temporary)</b>
<b>Surplus/(Gap) based on July 1<sup>st</sup> Values</b>	<b>(\$3,930,000)</b>	<b>(\$19,581,000)</b>
American Rescue Plan Act (ARPA) Funds		19,581,000
Revenue Refinements	4,420,000	
Expenditure Refinements	997,000	
Recommended Recurring Expenditure Enhancements	(689,000)	
Recommended One-Time Expenditure Enhancements	(780,000)	
Recommended Revenue Enhancements	76,000	
<b>Net</b>	<b>\$94,000</b>	<b>\$0</b>

The Committee accepted the Administration’s recommendations summarized above and made recommendations on additional expenditure enhancements.

### **Adjustments Subsequent to Budget Briefings**

Over the summer recess, the Administration further refined the FY 2022 budget based on the recommendations from the FERC Budget Briefings and refinements to recommended enhancements. These adjustments are summarized and further detailed below.

FY 2022 Balancing Strategies	NON-COVID-19 (Permanent)	COVID-19 (Temporary)
<b>Surplus/(Gap) as of July 23, 2021 FERC</b>	<b>\$94,000</b>	<b>\$0</b>
American Rescue Plan Act (ARPA) Funds		4,019,000
Revenue Refinements	1,409,000	
Expenditure Refinements	(1,353,000)	(4,019,000)
Recommended Recurring Expenditure Enhancements	(110,000)	
Recommended One-Time Expenditure Enhancements	(40,000)	
<b>Net</b>	<b>\$0</b>	<b>\$0</b>

American Rescue Plan Act (ARPA) Funds – \$4,019,000

The City is projected to receive a total allocation of approximately \$23.6 million in one-time Federal dollars from the American Rescue Plan Act. The preliminary FY 2022 budget as of the July 23<sup>rd</sup> FERC meeting included the use of \$19.5 million of these funds to offset the gap attributed to the impact of COVID-19 on the City's revenues in the FY 2022 budget. Over the summer, the City received guidance that the ARPA funds will need to be obligated before providing quarterly project and expenditure reports to the Federal government on the use of these dollars. Since the remaining \$11.8 million is expected to be received during FY 2022, the Administration recommends appropriating the entire \$23.6 million in the FY 2022 budget, which will allow for the efficient reporting of the use of these funds for government services to the extent of the reduction in revenue experienced due to the COVID-19 public health emergency. This increase in projected revenue would be offset by an increase in the Citywide Contingency (as noted below), to allow for unexpected expenditures resulting from the uncertainties surrounding COVID-19.

Revenue Refinements – \$1,409,000

- Finalization of FY 2022 General Fund Administrative Fees – \$621,000
- Elimination of the City's Subsidy to Normandy Shores based on July 23, 2021 FERC Recommendation – \$83,000
- Decrease in Enterprise Fund Rent to General Fund for Space Occupied in City Hall Campus (attributed to Building vacating 3<sup>rd</sup> floor space in City Hall) – (\$235,000)
- Use of General Fund Fund Balance/Reserves for "One-Time" Expenditure Enhancements Recommended for FY 2022 (includes \$900,000 for the Chambers Renovation Project) – \$940,000

Expenditure Refinements – (\$5,372,000)

- Increase in Citywide Contingency (ARPA Funds) – (\$4,019,000)
- One-Time Transfer to the Capital Pay-As-You-Go Fund (PayGo) for the Recommended Commission Chambers Renovation Project – (\$900,000)
- Increase in Citywide Operating Contingency – (\$319,000)
- Finalization of FY 2022 Internal Service Department Allocations – (\$79,000)
- Other Miscellaneous Expenditure Adjustments – (\$55,000)

Recurring Expenditure Enhancements – (\$110,000)

- At the July 23, 2021 FERC meeting, the Committee recommended including a placeholder for funding for the Camillus House Lazarus Project, or an equivalent project, to address homelessness in the City. The Administration recommends using these funds to support the Camillus House Lazarus Project – (\$100,000)
- At the July 23, 2021 FERC meeting, the Committee recommended funding Dual Enrollment Transcript Costs for Miami Beach students – (\$10,000)

One-Time Expenditure Enhancements – (\$40,000)

- At the July 23, 2021 FERC meeting, the Committee recommended funding the "Stop the Bleed" Kits at All Miami Beach and Feeder Pattern Schools – (\$40,000)

**First Public Hearing**

At the first public hearing held on September 17, 2021, the Administration presented the proposed FY 2022 General Fund budget to the Mayor and City Commission. In addition, two enhancements totaling \$326,000 were presented by the City Administration for consideration and inclusion in the FY 2022 General Fund budget. These additional enhancements, along with a \$20,000 reduction to the amount previously approved for the implementation of the Stop the Bleed Kits at Miami Beach and Feeder Pattern Schools enhancement, which were approved by the City Commission on September 17, 2021, are summarized below:

- \$245,000 for the City to recognize Juneteenth, the oldest nationally celebrated commemoration of the ending of slavery in the United States, as a paid City holiday commencing in FY 2022. The total projected cost of this enhancement is \$270,000 across all funds, of which \$245,000 is the projected impact to the General Fund.
- \$81,000 for the addition of 1 Full-Time Senior Planner position to address new legislation mandating shorter turnaround times on residential permit applications that will go into effect October 1, 2021.
- (\$20,000) adjustment for the implementation of Stop the Bleed Kits at Miami Beach and Feeder Pattern Schools based on the acceptance of outside donations totaling \$17,000 approved by the City Commission to support this initiative.

It is important to note that at the first public hearing on September 17, 2021, the Administration presented a balanced FY 2022 General Fund budget, which included the proposed use of approximately \$5.4 million of General Fund reserves. Therefore, additional funding to be used for the enhancements and adjustments summarized above that were recommended and approved by the City Commission at the first public hearing on September 17, 2021, would require an increase in the proposed use of General Fund reserves for FY 2022 from \$5.4 million to \$5.7 million.

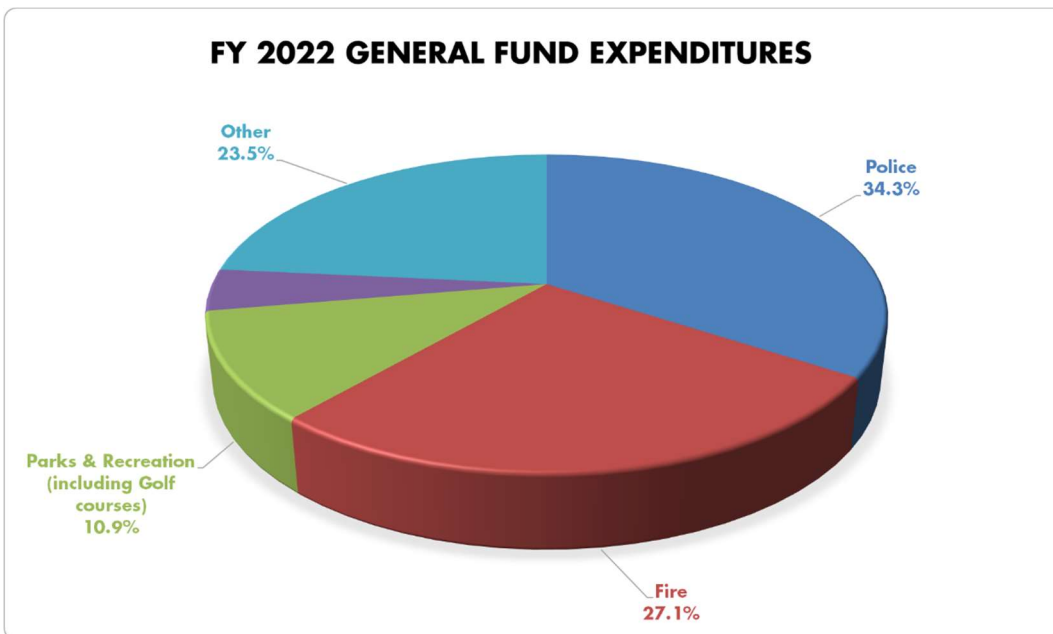
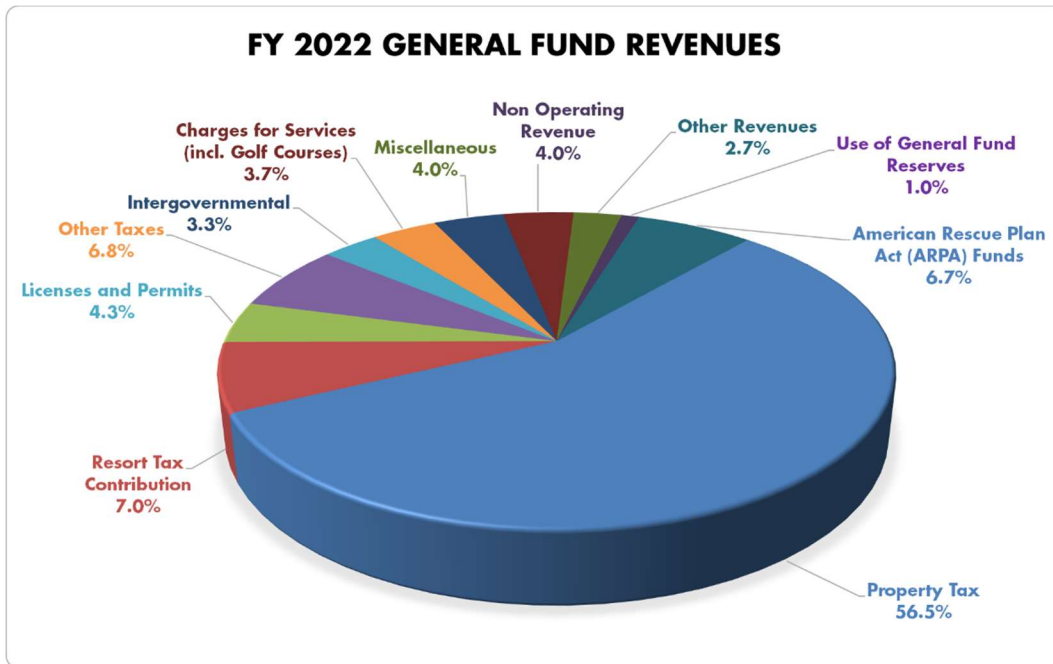
**FY 2022 GENERAL FUND BUDGET**

Based on the direction given at the various Budget Briefings during the summer, the budget adjustments made over the summer recess, and direction given by the Mayor and Commission at the first public hearing on September 17, 2021, the Administration proposes the FY 2022 General Fund budget as noted below, which, if approved, will result in a **balanced budget**.



September 30, 2021 Proposed Budget		\$
Revenues		353,881,000
Expenditures		353,881,000
<b>Surplus / (Gap)</b>		<b>\$0</b>

The charts below reflect the major revenue and expenditure categories of the FY 2022 General Fund budget.



## **Recommended One-Time Expenditure Enhancements – Attachment A – (\$800,000)**

As set forth by Resolution No. 2006-26341, the City can use one-time non-recurring revenue for capital expenditures or one-time expenditures and not to subsidize recurring personnel, operational and maintenance costs. The additional General Fund enhancements below, which are considered one-time in nature, are being recommended for funding utilizing General Fund reserves for FY 2022.

### License Plate Reader for Miami Beach Re-Entry Plan: (\$210,000)

This request is to fund three mobile vehicle-mounted License Plate Readers (LPR) at an estimated cost of \$70,000 per unit (including the vehicles) for the proposed Miami Beach re-entry plan to facilitate access for City residents across the MacArthur, Julia Tuttle, and Venetian Causeways and other points of entry during high-impact periods as discussed at the June 23, 2021 City Commission meeting.

### Appraisals, Studies, Assessments, & Analysis: (\$150,000)

The Economic Development Department anticipates negotiating public-private-partnerships to include the development of City-owned properties, which will require the City to appraise and assess all impacted properties, as well as various analysis and studies to identify and evaluate the benefits of these partnerships for the City.

### Pilot Program to Incentivize City Employees to Establish City Residency: (\$150,000)

This request is to fund the implementation of a three-year pilot program to provide a \$250 per month incentive for 50 Police Officers and/or Firefighters to live in the City.

### Public Relations and Marketing: (\$75,000)

This request is to enhance targeted public relations and marketing efforts to assist in the attraction and relocation of at least three (3) financial services or technology firms to Miami Beach since the City has now taken on a broader economic development role including targeted business attraction and retention, working more closely with our public and private sector partners, and developing an enhanced public relations and marketing campaign.

### ADA Compliance: (\$70,000)

The City of Miami Beach must use all reasonable efforts to make all electronic documents accessible with Web Content Accessibility Guidelines (WCAG). In discussions with the Information Technology and Marketing and Communications Departments, the City should extend these efforts to ensure all digital information (not only in documents) is also accessible and compliant with WCAG. This request is to train City staff to ensure all information shared digitally is created with accessibility in mind, and monitoring of the progress is required to ensure the City/staff is qualified and able to continue to do it independently in the future.

### Citywide Store Front Covers: (\$45,000)

The Economic Development Department recognizes the need to prevent the harmful impacts caused by vacant storefront windows and doors on the ground floor of commercial properties. On May 8, 2019, the Mayor and City Commission adopted Resolution 2019-30810 approving the use of five artistic designs created by Design and Architect Senior High students for storefront covers and prior funding for this program was designated by

area (North Beach, Middle Beach, and South Beach). This request will allocate funding to properties in all areas of the City on a first-come, first-serve, basis going forward.

Commercial Lease Subsidy: (\$40,000)

This request is to cultivate a carefully curated experience in the Art Deco Cultural District, which will require commercial lease subsidies to attract or retain culturally oriented businesses needed. This incentive would provide rent stabilization to new or existing businesses that promote a positive, family-friendly, cultural experience for residents and tourists.

CRA Planning Reports: (\$40,000)

During the process of establishing the North Beach Community Redevelopment Agency (CRA), some residents and stakeholders indicated an interest in expanding the proposed CRA boundaries. In order to accomplish this, State Statute dictates that a Finding of Necessity must be completed and accepted by the governing body. The Redevelopment Plan would also need to be amended to increase the Redevelopment Area as stipulated by the Finding of Necessity and subsequently be approved by the CRA Board, City Commission, and Board of County Commissioners.

Implementation of Stop the Bleed Kits at Miami Beach and Feeder Pattern Schools: (\$20,000)

This request is to fund the implementation of Stop the Bleed Kits at Biscayne Beach Elementary, North Beach Elementary, Miami Beach South Pointe Elementary, Miami Beach Feinberg Fisher K-8, Miami Beach Nautilus Middle School, and Treasure Island Elementary. Based on discussion at the September 17, 2021 Commission meeting, this request was reduced to \$20,000 based on the acceptance of outside donations totaling \$17,000 approved by the City Commission to support this initiative.

**Recommended Recurring Expenditure Enhancements – Attachment A – (\$1,929,000)**

Attachment A reflects a listing of all recurring FY 2022 expenditure enhancements with detailed descriptions, of which those recommended for FY 2022, are also detailed below:

Additional Sworn Police Officer (2) Positions: (\$336,000)

This request is for the addition of two sworn Police Officer positions, as recommended by the Mayor and Commission at its June 23, 2021 meeting, contingent on approval by voter referendum in November of the new proposed Smith & Wollensky lease. The lease revenue is projected to increase by \$340,000 in FY 2022, and incrementally every year thereafter until 2025, for a total projected increase of \$1,142,000, which is the equivalent of six Police Officers, should these additional funds be allocated for Police Officers.

Additional Lifeguard Towers and Staffing at 55th and 62nd Street: (\$309,000)

This request is to enhance public safety on the City's beaches by adding two lifeguard towers at 55th and 62nd Streets and staffing these towers with four additional Lifeguard positions. This enhancement request would be funded through an additional transfer from the Resort Tax Fund to the General Fund in FY 2022.

Pre-Kindergarten Program: (\$250,000)

This request is to expand access to high quality PreK providers by providing up to \$2,700 per school year to 92 eligible Miami Beach families to use with any PreK provider who has partnered with the City. Continuation of this program, which was approved in FY 2021 as a pilot, will attract new families to the City of Miami Beach and support the City's economic development goals.

Juneteenth Holiday: (\$245,000)

This request is for the City to recognize Juneteenth, the oldest nationally celebrated commemoration of the ending of slavery in the United States, as a paid City holiday commencing in FY 2022 as recommended by the City Administration and approved by the City Commission at its September 17, 2021 Commission meeting. The total projected cost of this enhancement is \$270,000 across all funds, of which \$245,000 is the projected impact to the General Fund.

Addition of Park Rangers for 500-700 Alton Road Park: (\$189,000)

With the 500-700 Alton Road Park coming online in the next few months, it is important to prepare to have security coverage for this new facility. As a result, this request is to add four part-time Park Ranger positions to provide coverage 15 hours/day, 7 days a week.

Job Incentive Creation Program: (\$180,000)

This request is for the creation of a performance-based incentive known as the Job Creation Incentive Program (JCIP). The purpose of the JCIP will be to strategically attract companies and expand existing businesses within the City of Miami Beach while increasing the number of quality, high-wage jobs, in the community.

Addition of Park Rangers and Janitorial Services at Polo Park: (\$139,000)

Polo Park has funding for a sports lighting project that will expand the time of play at the park. As a result, this request is to add two (2) part-time Park Ranger positions to provide coverage in the evenings, as well as provide additional janitorial services to maintain the school restrooms for park users in the evenings.

Camillus House Lazarus Project: (\$100,000)

This request is to allocate funding for continuation of the Camillus House Lazarus Project to deliver specialized outreach to engage, assess, treat, and support persons who are chronically homeless and vulnerable in the City in order to secure housing placements as recommended by the Finance and Economic Resiliency Committee (FERC) at its February 19, 2021 meeting. At the City Commission meeting on September 17, 2021, the City Administration recommended funding of the Lazarus Project, which was approved by the City Commission.

Full-Time Senior Planner Position: (\$81,000)

This request is for the addition of 1 Full-Time Senior Planner position to address new legislation mandating shorter turnaround times on residential permit applications that will go into effect October 1, 2021 as recommended by the City Administration and approved by the City Commission at its September 17, 2021 Commission meeting.

Cat Network Program: (\$44,000)

The Cat Network Program is a spay/neuter program for surgeries, vaccines, and wellness. This request is to provide funding to replace the previous grant from PetSmart (which has not been renewed) for operating expenditures necessary for the program to be successful. This request is in addition to the existing \$31,000 currently funded by the City, for a total of \$75,000.

Math Tutors Afterschool: (\$15,000)

As a result of the closing of schools, virtual learning, and interrupted school site instruction due to COVID-19, Miami Beach youth at Miami Beach Nautilus Middle and Miami Beach Senior High School have suffered significant learning losses and fallen behind in mathematics classes. To support youth mathematics achievement and to allow students to meet annual mathematics performance levels in classes such as Algebra I and Geometry with end or course exams, afterschool tutors from Florida International University will provide individual and small group mathematics support after schools which will allow students to self-enroll, as needed, as approved by the City Commission on January 13, 2021 through Resolution 2021-31562.

Flu Vaccines: (\$15,000)

According to the Center for Disease Control (CDC), influenza rates among kids and young adults have been higher in the past flu season pre-COVID. Getting a flu vaccine will not protect against COVID-19; however, flu vaccination has many other important benefits. To provide future protection from the flu, the City allocated \$15,000 in FY 2020 to administer flu shots in Miami Beach for any Miami Beach resident. This funding would provide continued City support for this program.

GED/ESOL Classes: (\$11,000)

This request is to prepare resident adult learners to enter career and technical fields and/or post-secondary education, employment, and participation in civic life.

- GED: Motivates students to obtain the diploma and use acquired skills in the workforce and to achieve career and job placement success
- ESOL: Provides literacy instruction for English language learner adults, in order to increase their ability to communicate in English

Dual Enrollment Transcripts: (\$10,000)

This request is to fund the transcript costs for Miami Beach students who have taken dual enrollment courses funded by the City as discussed and recommended by the Finance and Economic Resiliency Committee at its July 23, 2021 Budget Briefing.

Substitute Teacher Incentive Program: (\$5,000)

This request is to recruit residents of Miami Beach to become substitute teachers for Miami Beach public schools and offers them an incentive such as a citywide parking permit or funding of the cost to attain a substitute teacher certification.

**Recommended Revenue Enhancements – Attachment B – \$76,000**

Attachment B includes a listing of all revenue enhancements, including detailed descriptions, of which those recommended for FY 2022, are summarized below:

FY 2022 Revenue Enhancements	\$
Sidewalk Café Application Fee (from \$159 to \$865) to offset the cost of the new Project Engineer position created in FY 2021 to manage the City's existing Sidewalk Café procedures	76,000
<b>Total</b>	<b>\$76,000</b>

### **USE OF GENERAL FUND RESERVES**

The pre-COVID-19 reserve in the General Fund was \$80.6 million. The projected General Fund reserve in FY 2022 is \$79.4 million, which is \$1.2 million less than the pre-COVID-19 amount. The \$79.4 million represents approximately 22.5%, which is lower than the target financial policy of 25.0% but exceeds the minimum 17.0% General Fund unrestricted budgetary fund balance recommended by the Government Finance Officers Association.

General Fund Reserve	Amount
<b>Pre-COVID Reserve</b>	<b>\$80.6 million</b>
Use of Reserve in FY 2020	(\$3.3 million)
Projected Increase in Reserve in FY 2021	\$7.8 million
Projected Use of Reserve in FY 2022	(\$5.7 million)
<b>Projected FY 2022 Reserve</b>	<b>\$79.4 million</b>

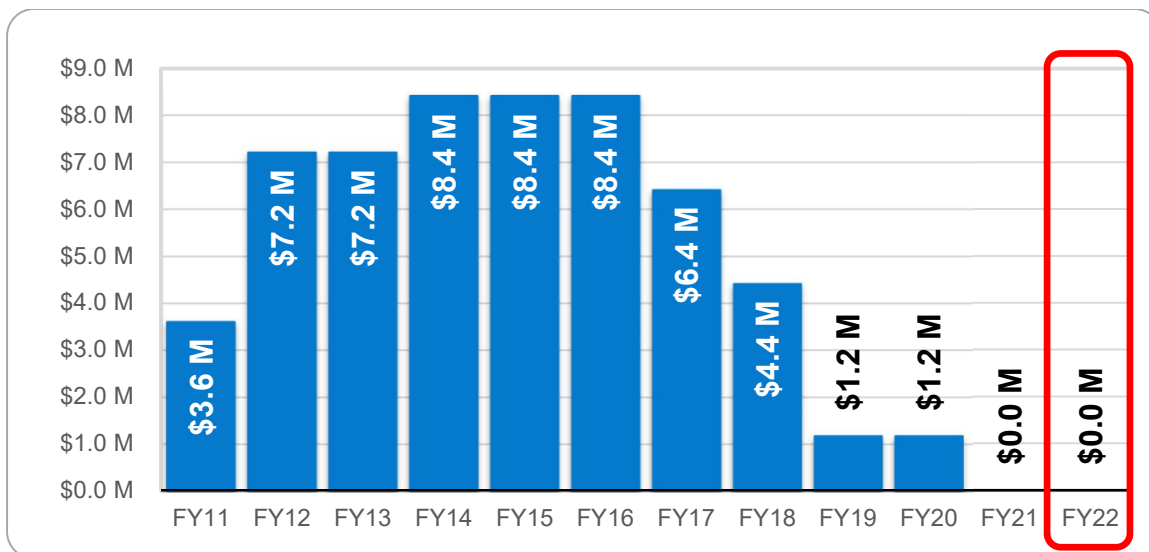
It is important to note that at the first public hearing on September 17, 2021, the Administration presented a balanced FY 2022 General Fund budget, which included the proposed use of approximately \$5.4 million of General Fund reserves. Therefore, additional funding to be used for the enhancement requests and adjustments that were recommended and approved by the City Commission at the first public hearing on September 17, 2021 would require an increase in the proposed use of General Fund reserves for FY 2022 from \$5.4 million to \$5.7 million.

### **PARKING & RDA FUND TRANSFERS TO THE GENERAL FUND**

The General Fund budget adopted for FY 2021 included a \$3.3 million decrease in pension debt expenditures that resulted from the planned retirement of the City's pension debt obligations during FY 2021. The FY 2022 budget includes an additional \$1.2 million in savings as there will be no further pension debt expenditures anticipated, which represents \$4.5 million of recurring savings in the operating budget.

The Administration's long-term objective has been to reduce the subsidy from the Parking Enterprise Fund to the General Fund in order to reduce the burden on the Parking Enterprise Fund. Consistent with this strategy, as part of the FY 2021 budget, the subsidy from the Parking Enterprise Fund to the General Fund was eliminated and the Administration recommends that this continues in subsequent years.

**History of Transfer to General Fund from Parking Fund**



Similarly, the Administration’s objective has been to reduce the General Fund’s reliance on the transfer from the City Center Redevelopment Agency (RDA), which became available through approval of the Fourth Amendment to the Interlocal Agreement between the City of Miami Beach, the Miami Beach Redevelopment Agency, and Miami Dade County. The City’s long-term objective is to reduce the General Fund’s reliance on this one-time source of funding from the RDA, which will end in FY 2024.

To eliminate the City’s reliance on these RDA one-time funds, the Administration recommends offsetting the savings from the pension debt expenditures with the reduction in the transfer from the RDA, which would release the RDA funds to be utilized for one-time purposes in the budget, such as the replacement of General Fund vehicles, through FY 2023.

**Recommended Use of RDA Funds**

Expenditure	FY 2022	FY 2023	FY 2024
Replace General Fund Fleet with Cash	5,613,000	5,848,000	0
<b>Total</b>	<b>\$5,613,000</b>	<b>\$5,848,000</b>	<b>\$0</b>

**Use of Resort Taxes to offset Tourism Eligible Expenditures in the General Fund**

Based on an outside consultant study conducted in FY 2020 using actual expenses for FY 2019, the study estimated that there are approximately \$151.5 million in eligible Resort Tax expenditures in the General Fund.

These include expenditures associated with police officers serving entertainment areas; a portion of fire rescue services from Fire Stations 1 & 2; ocean rescue services; enhanced code

compliance provided to respond to evening entertainment area violations and staffing of special events; other code compliance activities in tourism and visitor related facilities/areas; operations of the Tourism and Culture Department and the Cultural Arts Council; museums and theaters (Garden Center, Bass Museum, and Colony Theater); golf courses (net of revenues); Memorial Day and other special event costs; homeless services; July 4<sup>th</sup>; Visitor Center funding; holiday lighting; Jewish Museum; Miami Design Preservation League (MDPL); etc.

Due to the projected impact of COVID-19 on the City's Resort Tax revenues for FY 2022, the total Resort Tax Fund transfer to the General Fund for FY 2022 is approximately \$24.9 million, which is a \$11.9 million, or 32.3%, decrease from the budgeted FY 2020 transfer of \$36.8 million. Although the uncertainty of when the economy will return to normalcy still remains, it is anticipated that FY 2023 Resort Tax revenues transferred to the General Fund will return to a level that is closer to historical actuals.

**2% RESORT TAX FUND**

At the FY 2022 Commission Budget Retreat on June 4, 2021, the Mayor and City Commission were also briefed regarding the FY 2022 Resort Tax budget.

	FY 2021 Adopted	FY 2022 Preliminary	\$ Variance	% Variance
Revenues	46,102,000	51,288,000	5,186,000	11.2%
Expenditures	46,102,000	51,288,000	5,186,000	11.2%
<b>Surplus/(Gap)</b>	<b>\$0</b>	<b>\$0</b>		

Preliminary 2% Resort Tax revenues are estimated to increase approximately \$5.2 million, or 11.2%, from the Adopted FY 2021 budget based on revenues being projected at 85% of FY 2019 (pre-COVID-19) actuals due to strong domestic travel during COVID-19 and the City being recognized as an attractive outdoors destination although conventions and meetings, as well as the cruise industry and international travel, are still recovering from the COVID-19 pandemic.

Items Included in Preliminary FY 2022 Revenues	\$
Increase in 2% collections based on actuals as of April 2021 (assuming 85% of actual FY 2019 collections)	5,875,000
Decrease in projected interest income (lower interest rate environment)	(646,000)
Decrease in other miscellaneous revenues	(43,000)
<b>Total</b>	<b>\$5,186,000</b>

Similarly, Preliminary 2% Resort Tax expenditures are estimated to increase approximately \$5.2 million, or 11.2%, from the Adopted FY 2021 budget, as summarized below.



Items Included in Preliminary FY 2022 Expenditures	\$
Transfer to General Fund for Tourism-Eligible Expenditures in the General Fund (approx. \$25.0M of \$ 36.8M Budgeted in FY 2020 and \$151.5 Eligible to be Reimbursed per 2019 Study)	6,399,000
Sanitation Contribution (FY 2021 Budget Included "One-Time" Contribution of \$2.7M for Reimbursement of Prior Year Services Provided)	(2,740,000)
GMCVB Contribution (Reflects proposed contract terms: 10% of the gross 2% collections net of the 4% City allowance, plus up to \$2M incentive fee)	2,362,000
1% Convention Center Bed Tax Subsidy (2% Subsidy for Annual Convention Center Debt Service Coverage based on 1% Bed Tax Collections)	(1,414,000)
Miami Beach VCA Contribution (5% of the gross 2% collections net of the 4% City allowance)	1,370,000
One-Time Expenditure Enhancements Budgeted in FY 2021	(1,050,000)
Increase in Personnel Expenditures (2% Merit for all groups, except 5% Step for Police and Fire, and 10% increase in health over FY 2021 projections)	219,500
Increase in Miscellaneous Operating Expenditures	39,500
<b>Total</b>	<b>\$5,186,000</b>

### Approach to Balance

At the July 16<sup>th</sup> and 23<sup>rd</sup> FERC meetings, the Administration identified a combination of revenue and expenditure refinements, as well as recommended expenditure enhancements that would have to be funded from Resort Tax reserves on a one-time basis until resort taxes grew enough to cover these expenditures on a recurring basis. These recommendations, if approved by the Committee, would have resulted in a balanced 2% Resort Tax budget.

FY 2022 Balancing Strategies	\$
<b>Preliminary Surplus/(Gap)</b>	<b>\$0</b>
Revenue Refinements	5,435,000
Expenditure Refinements	(309,000)
Recommended "One-Time" Expenditure Enhancements	(1,084,000)
Recommended Recurring Expenditure Enhancements	(4,042,000)
<b>Net</b>	<b>\$0</b>

The above-mentioned recommendations were approved by the Committee.

### Adjustments Subsequent to Budget Briefings

Over the summer recess, the Administration further refined the FY 2022 2% Resort Tax budget based on recommendations from the Budget Briefings and subsequent FERC meetings that are further detailed below.

<b>FY 2022 Balancing Strategies</b>	<b>\$</b>
<b>Preliminary Surplus/(Gap)</b>	<b>\$0</b>
Revenue Refinements	25,000
Expenditure Refinements	0
Recommended "One-Time" Expenditure Enhancements	(25,000)
Recommended Recurring Expenditure Enhancements	0
<b>Net</b>	<b>\$0</b>

#### Revenue Refinements – \$25,000

- Additional Use of Resort Tax Reserves for Additional "One-Time" Expenditure Enhancement recommended by the FERC at its July 30, 2021 meeting – \$25,000

#### One-Time Expenditure Enhancements – (\$25,000)

- At the July 30, 2021 FERC meeting, the Committee recommended funding of a sponsorship for the South Beach Jazz Festival – (\$25,000)

### **Revenue Refinements – \$5,460,000**

As presented at the FY 2022 Commission Budget Retreat on June 4, 2021, the Mayor and City Commission were informed that all Resort Tax enhancements recommended for FY 2022 would need to be funded from Resort Tax reserves on a one-time basis until resort taxes grew enough to cover these expenditures on a recurring basis. As a result, approximately \$5.4 million of Resort Tax reserves are recommended to be appropriated based on the recommended FY 2022 expenditure refinements and enhancements detailed further below.

### **Expenditure Refinements – (\$309,000)**

To enhance public safety on the City's beaches by adding two additional lifeguard towers at 55th and 62nd Street and staffing these towers with four additional Lifeguard positions, the Administration recommended that the Resort Tax contribution to the General Fund, which is intended to fund tourism-eligible expenditures in the General Fund, be increased by \$309,000 to fund the costs of these additional towers and staffing budgeted in the General Fund.

### **Recommended One-Time and Recurring Resort Tax Enhancements – Attachment A – (\$5,151,000)**

The following one-time and recurring Resort Tax enhancements, which will have to be funded on a one-time basis from Resort Tax reserves, are being recommended for funding in FY 2022:

Spring Break Producer, Infrastructure & Programming: (\$2,400,000)

Spring Break cultural programming, specifically in the Art Deco Cultural District and Lummus Park/beachfront areas, help mitigate a high impact tourist season for the City of Miami Beach. Curated programming can engage the elevated number of tourists and guests and potentially drive commercial activities, entertain, increase hotel room occupancy, reduce traffic impact, and enhance the narrative and reputation of Miami Beach during this period. This enhancement would provide for the acquisition of a highly skilled and qualified production company to assist in the creation and activation of a safe, healthy, and responsible cultural programming. As a result, this will improve the reputation and impact of Spring Break on City commercial districts, residents, and overall environment. The programming would be located directly on the beach, in the Lummus Park area of Miami Beach, between 7th Street and 11th Street, and would occur during several weekends during the months of March and April 2022 as approved by the City Commission on June 23, 2021.

Enhanced Police Staffing for Spring Break: (\$1,022,000)

Spring Break is an unsanctioned large-scale event that occurs each year beginning in mid-February until mid-April for a period of approximately 8 weeks and draws tens of thousands of college aged students and individuals with a free-for-all party mindset that has presented numerous challenges to maintain public safety and prevent disorder. Therefore, this request is to provide \$750,000 in additional overtime, \$37,000 for barricades to separate businesses from pedestrians, \$45,000 for meals for personnel during Alpha Bravo shifts to remain in the deployment areas, and \$190,000 in security guard services to support police checkpoints during Spring Break.

Temporary Code Compliance I Positions (6) for Art Deco Cultural District (ADCD): (\$589,000)

This request is for the addition of 6 temporary Code Compliance Officer I positions to be dedicated to the Art Deco Cultural District (ADCD), formerly known as the Entertainment (MXE) District, to provide a steady uniformed presence in the ADCD to address quality of life concerns as the district is reimagined as the Art Deco Cultural District. As discussed and recommended by the Finance and Economic Resiliency Committee (FERC) at its July 16, 2021 Budget Briefing, this will be a three-year pilot program.

Temporary Full-Time Code Compliance I Positions (3) for Short-Term Rental Enforcement (One-Time): (\$295,000)

This request is for the addition of 3 temporary Code Compliance Officer I positions to enhance enforcement of short-term rentals. As discussed and recommended by the Finance and Economic Resiliency Committee (FERC) at its July 16, 2021 Budget Briefing, this will be a three-year pilot program.

American Black Film Festival (One-Time): \$200,000

The American Black Film Festival (ABFF) is an annual event dedicated to recognizing Black artists and showcasing quality film and television content by and about people of African descent. ABFF founder Jeff Friday conceived the festival in 1997 as a vehicle to strengthen the black entertainment community by fostering resource sharing, education and artistic collaboration. This is a one-time enhancement over 2 years with the Year 1 cost including two events that fall within the same fiscal year. Based on direction from the Finance and Economic Resiliency Committee (FERC) at its July 16, 2021 Budget Briefing,

the Administration's recommendation is that \$100,000 be funded for each of the two events planned in FY 2022.

Increased Funding for High Impact Periods: (\$170,000)

This request is to increase Resort Tax funding allocated for the Fire Department for high impact periods by an additional \$170,000 to more closely reflect the actual costs incurred by the Fire Department during these periods in prior years. Currently, the Fire Department receives an allocation of \$180,000 which includes Halloween on Lincoln Road, New Year's Eve, Spring Break, Memorial Day, and July 4th.

Homeless Trust: (\$125,000)

This request is to allocate funding to support enhanced homeless services as recommended by the Finance and Economic Resiliency Committee (FERC) at its April 19, 2019 meeting and adopted by the City Commission through Resolution 2019-30811 on May 8, 2019. The original approved funding source was revenues from short term rental fine collections. Of the \$125,000 allocated in FY 2020, only \$20,000 was spent. The FY 2021 budget did not include funding for the Homeless Trust. Based on direction from the Finance and Economic Resiliency Committee (FERC) at its July 16, 2021 Budget Briefing, the Administration's recommendation is that \$125,000 be allocated in FY 2022.

Domestic Violence: (\$125,000)

This request is to allocate funding to support enhanced domestic violence services as recommended by the Finance and Economic Resiliency Committee (FERC) at its April 19, 2019 meeting and adopted by the City Commission through Resolution 2019-30811 on May 8, 2019. The original approved funding source was revenues from short term rental fine collections. The FY 2021 General Fund budget includes \$125,000 for domestic violence that was rolled over from FY 2020 and remains unspent. Based on direction from the Finance and Economic Resiliency Committee (FERC) at its July 16, 2021 Budget Briefing, the Administration's recommendation is that an additional \$125,000 be allocated in FY 2022.

Pride Park, Collins Canal Park, Collins Park Cultural Arts Programming: (\$75,000)

This request is to allocate funding for activation of cultural programming to encourage and attract community and neighborhood engagement. There has been a strong desire to activate Miami Beach's parks and public spaces. Funding for additional cultural programming would increase the City's portfolio of free arts and culture events happening throughout our community and engage our residents.

Enhanced In-Kind Staffing for Orange Bowl Championship: (\$75,000)

This 2022 Orange Bowl Game is similar to most large-scale events that brings tourists to the City since the championship game will be played at Hardrock Stadium. The Police Department expects excessive crowd conditions in the Art Deco Cultural District (ADCD) and at major hotels venues for which comprehensive police services and resources will be needed.

No Vacancy, Miami Beach: (\$50,000)

No Vacancy garnered extensive national and international press coverage during its debut in December 2020, reaching a total of 853,818,000 unique visitors per month (UVPM). In addition to a feature in the New York Times, the program was featured in national art

publications, including Artnet, Whitewall and Art Newspaper, among others. The program is a joint collaboration between the Cultural Arts Council and Miami Beach Visitors and Convention Authority. The event provides rewarding visitor experiences, revitalizes neighborhoods (hotels, restaurants, and businesses), attracts residents, artistic businesses, and other members of the creative economies. This also creates a creative place for tourists year-round. No Vacancy is free and open to the public.

South Beach Jazz Festival Sponsorship (One-Time): (\$25,000)

This request is to provide a sponsorship to the South Beach Jazz Festival for FY 2022 as discussed and recommended by the Finance and Economic Resiliency Committee at its July 30, 2021 meeting.

**2% RESORT TAX BUDGET**

Based on the direction given at the various Budget Briefings during the summer, and the budget adjustments made over the summer recess, the Administration proposes the FY 2022 2% Resort Tax budget as noted below, which, if approved, will result in a **balanced budget**.

September 17, 2021 Proposed Budget	\$
Revenues	56,748,000
Expenditures	56,748,000
<b>Surplus / (Gap)</b>	<b>\$ 0</b>

Overall, the total combined FY 2022 Resort Tax budget is \$81.3 million, which is an increase of approximately \$12.1 million, or 17.4%, from the adopted FY 2021 budget. During the second half of FY 2021, revenues have begun to return to pre-COVID-19 levels, thanks in large part to the City of Miami Beach becoming a premier destination in the United States, as domestic travel has begun to pick up again. However, COVID-19 cases have begun to resurge, creating some uncertainty in the tourism industry. For this reason, the FY 2022 budget reflects a cautiously optimistic rebound in revenues for FY 2022. For FY 2022, the assumptions utilized by the Administration project that the City will collect, on average, approximately 85% of the revenues that would have been collected without the impact of COVID-19 based on prior year trends. The FY 2022 Resort Tax budget includes:

- \$24,866,000 (increase of \$6,227,000 from FY 2021) provided to the General Fund to support continuing tourism eligible expenditures such as Code enforcement, cleanliness, the Park Ranger program, homelessness at Lummus Park, increased support for the Miami Beach Botanical Gardens and the City's cultural facilities, public safety programs such as Ocean Rescue, Police services on Lincoln Road, Ocean Drive/Lummus Park, Collins Avenue, Washington Avenue, ATV officers, Boardwalk security, special traffic enforcement and staffing during high impact periods. Funding also supports Code Compliance enforcement in the entertainment areas, a portion of the operational costs of the Tourism and Culture Department and the Economic Development Department.
- \$3,040,000 (decrease of \$2,740,000 over FY 2021) contribution to the Sanitation Fund for cleaning services provided throughout the entertainment areas. It is important to note that

the FY 2021 budget included a one-time contribution of \$2,758,000 in Sanitation Fund services provided throughout the City's tourism areas in prior years.

- \$6,889,000 (increase of \$2,362,000 over FY 2021) contribution to the Greater Miami Convention and Visitors Bureau (GMCVB) based on the currently proposed performance-based contract for FY 2022.
- \$4,939,600 (increase of \$616,600 over FY 2021) for enhancing City services, inclusive of Goodwill Ambassadors, during high impact periods such as Memorial Day, July 4th, Spring Break, and Art Basel. This includes three (3) recurring enhancements: \$170,000 for Increased Funding for High Impact Periods (Fire), \$1,022,000 for Additional Spring Break Staffing (Police).
- \$2,445,000 (increase of \$1,370,000 over FY 2021) contribution to the Miami Beach Visitor and Convention Authority (VCA) based on the legislated funding formula.
- \$2,400,000 for Spring Break Producer, Infrastructure & Program Funding (FY 2022 Recurring Enhancement).
- \$1,000,000 (year seven of a fifteen-year annual grant) contribution to Mount Sinai Medical Center to fund the design and construction of a new emergency room facility. It is important to note that the FY 2020 contribution was deferred to a subsequent fiscal year as part of the City's COVID-19 balancing plan.
- \$600,000 (decrease of \$400,000 over FY 2021) in contingency for unforeseen expenditures incurred during FY 2022.
- \$542,000 to support the initiative to provide better service by adding attendants to the beachfront restrooms in Lummus Park and 21st street on weekends, holidays, and during high impact periods.
- \$500,000 for enhanced holiday decorations throughout the City's tourism areas.
- \$400,000 for sponsorship agreements as approved by the City Commission.
- \$350,000 contribution to partially offset expenditures for the Miami Beach Air and Sea Show.
- \$200,000 to continue the local Miami Beach marketing campaign, which is matched with funds from the Greater Miami Convention and Visitors Bureau (GMCVB), the Miami Beach Visitor and Convention Authority (VCA), and the Cultural Arts Council (CAC).
- \$200,000 for American Black Film Festival. \$100,000 in funding for each of the two events planned in FY 2022 (FY 2022 One-Time Enhancement).
- \$188,000 sponsorship to Miami Beach Pride for its annual festival, which includes \$25,000 for rental of a Ferris wheel.

- \$151,000 City subsidy for the Ocean Drive Tourist Oriented Policing Services Off-Duty Police program.
- \$135,000 for Memorial Day weekend cultural activation events.
- \$125,000 for Domestic Violence (FY 2022 Recurring Enhancement).
- \$125,000 for Homeless Trust (FY 2022 Recurring Enhancement).
- \$100,000 contribution to partially offset expenditures for Miami Design Preservation League's Art Deco Weekend.
- \$100,000 to provide funding for activation of cultural programming to increase the City's portfolio of free arts and cultural events throughout the City.
- \$100,000 for Lummus Park cultural activation events.
- \$100,000 contribution towards the July 4th fireworks event in North Beach.
- \$79,100 for professional consulting fees (\$60,100) and annual audit services (\$19,000).
- \$75,000 for Pride Park, Collins Canal Park, Collins Park Cultural Arts Programming (FY 2022 Recurring Enhancement).
- \$50,000 for No Vacancy, Miami Beach (FY 2022 Recurring Enhancement).
- \$50,000 for Special Events Marketing Sponsorship.
- \$45,300 for continuation of the Enhanced Secret Shopper Program.
- \$36,000 for the painting of lifeguard stands on the beach every other year so that they are on a constant painting cycle instead of an ad-hoc or as-needed basis.
- \$25,000 for South Beach Jazz Festival Sponsorship (FY 2022 One-Time Enhancement).
- \$25,000 for completion of an updated Resort Tax Cost Allocation Study.
- \$20,000 for year 2 of Seafood Festival Sponsorship Agreement.
- \$12,184,000 for North, Middle, and South Beach Quality of Life (QOL) Capital Projects that enhance Miami Beach's tourist related areas, plus continued support of transportation initiatives and various arts and cultural programs based on the following allocation adopted by the City Commission commencing FY 2019: Transportation – 60%, North Beach (QOL) – 10%, Middle Beach (QOL) – 10%, South Beach (QOL) – 10%, Arts – 10%.

- \$12,456,000 for debt service associated with the Resort Tax revenue bonds issued in 2015 for the expansion and renovation of the Miami Beach Convention Center and Convention Center Renewal and Replacement projects in accordance with Resolution 2012-27902. It is important to note that due to the impact of COVID-19 on the City's Resort Tax revenues, an additional \$272,000 contribution is budgeted from the 2% Resort Tax Fund for required FY 2022 debt service coverage.

**USE OF RESORT TAX RESERVES**

The pre-COVID-19 reserve in the Resort Tax Fund was \$15.2 million. Due to higher than projected resort tax revenue during FY 2021, the projected Resort Tax reserve in FY 2022 is \$21.6 million, which is \$6.4 million higher than the pre-COVID-19 amount. The \$21.6 million represents 33.6% or approximately 4 months, which is lower than the target financial policy of 50%, or 6 months, but significantly exceeds the minimum 17% General Fund unrestricted budgetary fund balance recommended by the Government Finance Officers Association.

Resort Tax Reserve	Amount
<b>Pre-COVID Reserve</b>	<b>\$15.2 million</b>
Use of Reserve in FY 2020	(\$3.5 million)
Projected Increase in Reserve in FY 2021	\$15.3 million
Projected Use of Reserve in FY 2022	(\$5.4 million)
<b>Projected FY 2022 Reserve</b>	<b>\$21.6 million</b>

**ENTERPRISE FUND BUDGETS**

The City accounts for those goods and services provided by a particular department to external users for which a fee is charged as Enterprise Funds. The City's Sanitation, Water, Storm Water, Sewer, Parking, Convention Center, and Building operations comprise this category of proprietary funds. The FY 2022 Enterprise Funds budgets total \$230.3 million. This represents an increase of approximately \$11.8 million, or 5.4%, from the FY 2021 Enterprise Funds budgets totaling \$218.5 million, primarily due to the following:

- Water reflects an overall decrease of \$465,000, or 1.3%, primarily due to a decrease in capital expenditures for vehicles, machinery, and equipment scheduled for replacement in FY 2022 per Fleet Management and decrease in debt service expenditures based on the current debt repayment schedule of outstanding debt issued for ongoing water infrastructure improvement projects, which were partially offset by increases in personnel and internal services expenditures.
- Sewer reflects an overall increase of approximately \$3.7 million, or 7.5%, primarily due to increases in the budgeted set-aside for renewal and replacement of Sewer assets that is based on projected revenues in excess of expenditures and sewage treatment services provided by Miami-Dade County, which were partially offset by decreases in capital



expenditures for vehicles, machinery, and equipment scheduled for replacement in FY 2022 per Fleet Management.

- Storm Water reflects an overall increase of \$752,000, or 2.4%, primarily due to increases in debt service based on the current debt repayment schedule of outstanding debt issued for ongoing storm water infrastructure improvement projects and the budgeted set-aside for renewal and replacement of Storm Water assets that is based on projected revenues in excess of expenditures, which were partially offset by a decrease in capital expenditures based on vehicles, machinery, and equipment scheduled for replacement in FY 2022 per Fleet Management.
- Sanitation reflects an overall increase of \$46,000, or 0.2%, primarily due to increases in capital expenditures for vehicles, machinery, and equipment scheduled for replacement in FY 2022 per Fleet Management and contracted temporary labor to supplement department staffing on an as-needed basis, which were largely offset by a decrease in transfer to reserves due to a one-time reimbursement from the Resort Tax Fund for prior year services that were provided by the Sanitation Fund and budgeted to be reimbursed in FY 2021.
- Building reflects an overall increase of \$853,000, or 5.1%, primarily due to increases personnel expenditure resulting from applicable merit increases and increases in the City's premiums for health and life insurance for all City employees budgeted in FY 2022, as well as increases in operating expenditures based on anticipated department needs in FY 2022. This increase includes \$260,000 for the addition of 4 full-time positions to address new legislation mandating shorter turnaround times on residential permit applications that will go into effect October 1, 2021 as recommended by the City Administration and approved by the City Commission at its September 17, 2021 Commission meeting.
- Parking reflects an overall increase of \$5.9 million, or 15.8%, primarily due to increases in the budgeted set-aside for renewal and replacement of Parking assets that is based on projected revenues in excess of expenditures, debt service expenditures for the Parking Department's outstanding bond, and capital expenditures for vehicles, machinery, and equipment scheduled for replacement in FY 2022 per Fleet Management, which were offset by decreases in personnel, operating, and internal service expenditures based on current department operations.

### **CONVENTION CENTER FUND**

Due to the impact and gradual recovery in operations resulting from the COVID-19 pandemic, the FY 2022 Convention Center Fund budget presented at the Commission Budget Retreat on June 4, 2021 reflected a projected \$0.5 million gap that was based on 45 events comprised of 11 Priority 1 (P1), 16 Priority 2 (P2), and 18 Priority 3 (P3) events.

Based on updated projections since May, seven new events and two cancellations have been factored into the FY 2022 Convention Center Fund budget, resulting in additional revenues of approximately \$0.4 million, as well as a reduction in projected expenditures for operations of Pride Park, Collins Canal Park, and the Carl Fisher Clubhouse of \$0.6 million.

As a result, the updated FY 2022 Convention Center Fund budget reflects a surplus of approximately \$0.5 million based on 50 events comprised of 13 Priority 1 (P1), 16 Priority 2 (P2), and 21 Priority 3 (P3) events, which is an increase of approximately \$1.0 million, from the projected \$0.5 million gap presented at the FY 2022 Commission Budget Retreat on June 4, 2021.

The chart below outlines the projected use of the Convention Center's Reserves since before the impact of COVID-19.

Convention Center Fund Reserve	Amount
<b>Pre-COVID Reserve</b>	<b>\$13.7 million</b>
Use of Reserve in FY 2020	(\$5.4 million)
Projected Use of Reserve in FY 2021	(\$4.5 million)
Projected Additional Reserve in FY 2022	\$0.4 million
<b>Projected FY 2022 Reserve</b>	<b>\$4.2 million</b>

### **INTERNAL SERVICE FUND BUDGETS**

The City accounts for goods and services provided by one department to other departments citywide on a cost reimbursement basis as Internal Service Funds. Central Services, Fleet Management, Information Technology, Property Management, Risk Management, Medical and Dental, and the Office of the Inspector General comprise this category of proprietary funds. The FY 2022 budgets for Internal Service Funds total \$115.0 million, which is an increase of approximately \$8.0 million, or 7.5%, over the FY 2021 budgets for the Internal Service Funds.

A major driver of the budget increase for FY 2022 is a \$3.6 million, or 26.9%, increase in the Fleet Management Fund budget based primarily on a projected increase in capital expenditures for replacement of General Fund vehicles utilizing cash instead of financing resulting from an increase in the City Center Redevelopment Agency's (RDA) contribution in accordance with the 4<sup>th</sup> Amendment to the Interlocal Agreement with Miami-Dade County.

Another significant driver of the FY 2022 budget increase is a \$1.5 million, or 8.3%, increase in the Information Technology Fund budget primarily due to increases in maintenance and licensing costs for existing software products utilized citywide, as well as new software solutions implemented and managed by the Information Technology Department.

To conclude, the Medical and Dental Fund budget increased by approximately \$1.3 million, or 3.2%, primarily due to projected increases in paid medical and prescription claims based on FY 2021 third quarter actuarial projections and claims experience.

### **TRANSPORTATION FUND**

As a result of the continuing impact of COVID-19 on the City's Resort Tax revenues that fund a large part of the Transportation Fund's operations and actions taken by the Administration to balance the budgets by reducing costs as much as possible to mitigate the projected ongoing

revenue loss, the FY 2022 Transportation Fund budget reflects a balanced budget based on the recommended trolley service levels and expenditure enhancements detailed below.

<b>FY 2022 Balancing Strategies</b>	<b>\$</b>
<b>Preliminary Surplus/(Gap)</b>	<b>\$0</b>
Expenditure Refinements	464,000
Recommended "One-Time" Expenditure Enhancements	(325,000)
Recommended Recurring Expenditure Enhancements	(139,000)
<b>Net</b>	<b>\$0</b>

**Expenditure Refinements – \$464,000**

Based on the one-time and recurring expenditure enhancements recommended for FY 2022, as well as finalization of the FY 2022 Internal Service Department allocations, the Transportation Fund’s budgeted operating contingency was reduced by \$464,000 to primarily fund the costs of the one-time and recurring expenditure enhancements recommended for FY 2022.

**Recommended One-Time and Recurring Transportation Fund Enhancements – Attachment A – (\$464,000)**

As presented at the June 4, 2021 Budget Retreat and July 16<sup>th</sup> and 23<sup>rd</sup> FERC meetings, as well as the first public hearing on September 17, 2021, the following Transportation Fund enhancements are being recommended for funding in FY 2022:

Fund Maintenance of Existing Bicycle Pedestrian Pilot Project for Flamingo Park Neighborhood Open Slow Streets: (\$75,000)

Fund maintenance of existing bicycle pedestrian pilot project for Flamingo Park Open Slow Streets. The Transportation and Mobility Department successfully implemented this pilot project in FY 2021, requested by City Commission during the pandemic to promote economic recovery and outdoor social distancing. This pilot was not budgeted in the FY 2021 budget. Based on the expenditure tracking of deployment and maintenance of these pilots, the department is requesting a budget enhancement to secure proper maintenance of the existing pilots and implement/maintain new planned pilots.

Fund Implementation & Maintenance of Temporary Bike Lanes on Pennsylvania Avenue: (\$64,000)

This request is to fund the implementation and maintenance of a pilot project for Temporary Bicycle Lanes on Pennsylvania Avenue that would promote economic recovery and outdoor social distancing in the City of Miami Beach by continuing the advancement of bicycle and pedestrian mobility instead of the Washington Avenue Protected Bicycle Lanes Project.

South Beach Promenade Short-Term Enhancements (One-Time): (\$200,000)

This request is for the design and construction of short-term/quick-build enhancements for the South Beach Promenade discussed at the June 11, 2021 FERC meeting.

South of Fifth Traffic Calming Study (One-Time): (\$125,000)

This request is for the completion of a Traffic Calming Study in the South of Fifth neighborhood as recommended by the City Administration and approved by the City Commission at its September 17, 2021 Commission meeting.

The above-mentioned recommendations were approved by the Committee and City Commission at the first public hearing on September 17, 2021 and resulted in a balanced Transportation Fund budget.

**Trolley Service**

As presented at the June 4, 2021 Budget Retreat and July 16<sup>th</sup> and 23<sup>rd</sup> FERC meetings, the FY 2022 Transportation Fund budget assumes the continuation of reduced trolley service levels that commenced on February 15, 2021 and are outlined in the table below. It is important to note that trolley vehicle assignment, service frequency, and service hours will be subject to change based on demand and service levels could be increased incrementally depending on budget availability. Also included are resumption of the Middle Beach On-Demand Freebee at the service level approved by the City Commission, as well as the costs for cleaning and sanitizing the vehicles.

	Pre-COVID Level of Service	FY 2021	FY 2022
Hours	18* (6 am to 12 am)	15 (8 am to 11 pm)	15 (8 am to 11 pm)
Vehicles	25	15	15
Routes	4	4	4
Frequency	Average of 15 to 20 minutes	Average of 30 minutes	Average of 30 minutes

*\*Except for Sundays which was 16 hours (8 am to 12 am)*

**TRANSPORTATION FUND BUDGET**

Based on the direction given at the various Budget Briefings during the summer, and the budget adjustments made over the summer recess, the Administration proposes the FY 2022 Transportation Fund budget as noted below, which, if approved, will result in a balanced budget.

September 17, 2021 Proposed Budget	\$
Revenues	7,776,000
Expenditures	7,776,000
<b>Surplus / (Gap)</b>	<b>\$0</b>

### **NORMANDY SHORES**

During the latter portion of the FY 2021 budget development process, there were several questions raised regarding the City's annual subsidy of 35% of the annual cost of the operation of the community guard gate for the Normandy Shores Local Government Neighborhood Improvement District. While the Mayor and Commission adopted the final FY 2021 millage and budget for the Normandy Shores Local Government Neighborhood Improvement District on September 29, 2020 through Resolutions 2020-31429 and 2020-31430, the Mayor and City Commission directed the Administration to refer an item to the Finance and Economic Resiliency Committee (FERC) to discuss the City's annual subsidy of 35% of the annual cost of the operation of the community gate guard further during the FY 2022 budget development process.

At the July 23, 2021 Finance and Economic Resiliency Committee meeting, the Committee recommended the elimination of the 35% City subsidy totaling \$91,700 in the FY 2022 preliminary budget, while maintaining the City's 50% contribution, or \$30,000, toward the total cost of \$60,000 for the security rover.

On July 28, 2021, the City Commission, through Resolution No. 2021-31819, approved the recommendation of the Finance and Economic Resiliency Committee (FERC) eliminating the City's 35% subsidy, while maintaining the City's 50% contribution, or \$30,000, toward the total cost of \$60,000 for the security rover.

### **POLICE CRASH REPORT SALES FUND**

At the first public hearing held on September 17, 2021, the Administration presented the proposed FY 2022 budgets to the City Commission. In addition, an enhancement totaling \$86,000 was presented for consideration and inclusion in the FY 2022 budget to purchase new wireless devices that would be needed for the Police Department to participate in the Connecting Heroes Program. This program would provide a cellular telephone to each sworn police employee and address certain operational and technology issues and limitations identified by the Police Department. The Administration recommended that this enhancement be funded using available Police Crash Report Sales Fund balance currently totaling approximately \$121,000, which are derived from the sales of vehicle accident reports that the Police Department utilizes to purchase necessary equipment and supplies. This enhancement request was approved on September 17, 2021 by the City Commission to be included in the FY 2022 budget.

### **USE OF ONE-TIME REVENUES FOR RECURRING EXPENDITURES**

The City's current policy regarding the use of one-time revenues states that "the City of Miami Beach will use one-time, non-recurring revenue for capital expenditures or one-time expenditures and not subsidize recurring personnel, operations, and maintenance costs." Due to the projected impact of COVID-19 on the City's revenues, the FY 2022 budgets for the Resort Tax, Building, Sanitation, and Red-Light Camera Funds require the use of fund balance for recurring FY 2022 operating expenditures as set forth in the proposed budgets presented for FY 2022.

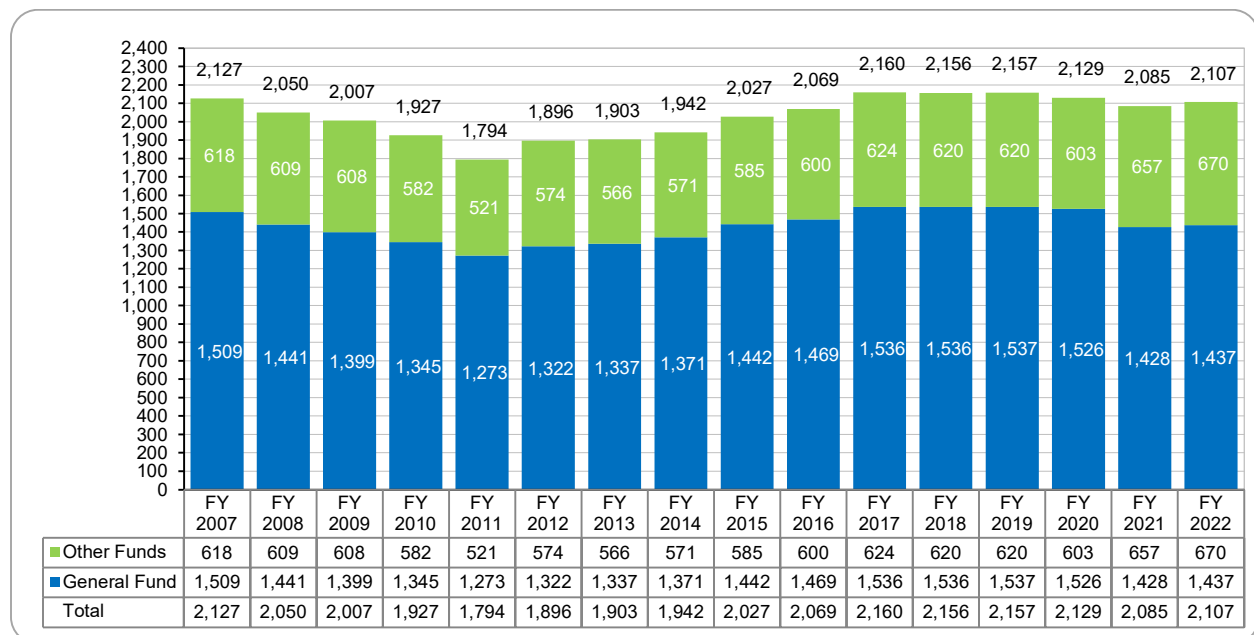
As a result, it is recommended that the Mayor and City Commission waive this policy, as adopted by Resolution No. 2006-26341, providing for the one-time use of fund balance to be utilized for the FY 2022 General Fund, Resort Tax, Building, Sanitation, and Red Light Camera Funds budgets for recurring personnel, operations, and maintenance costs. During the upcoming fiscal

year, the Administration will continue to explore and recommend further actions to ensure that these funds move toward being structurally balanced.

**BUDGET AND POSITION TRENDS**

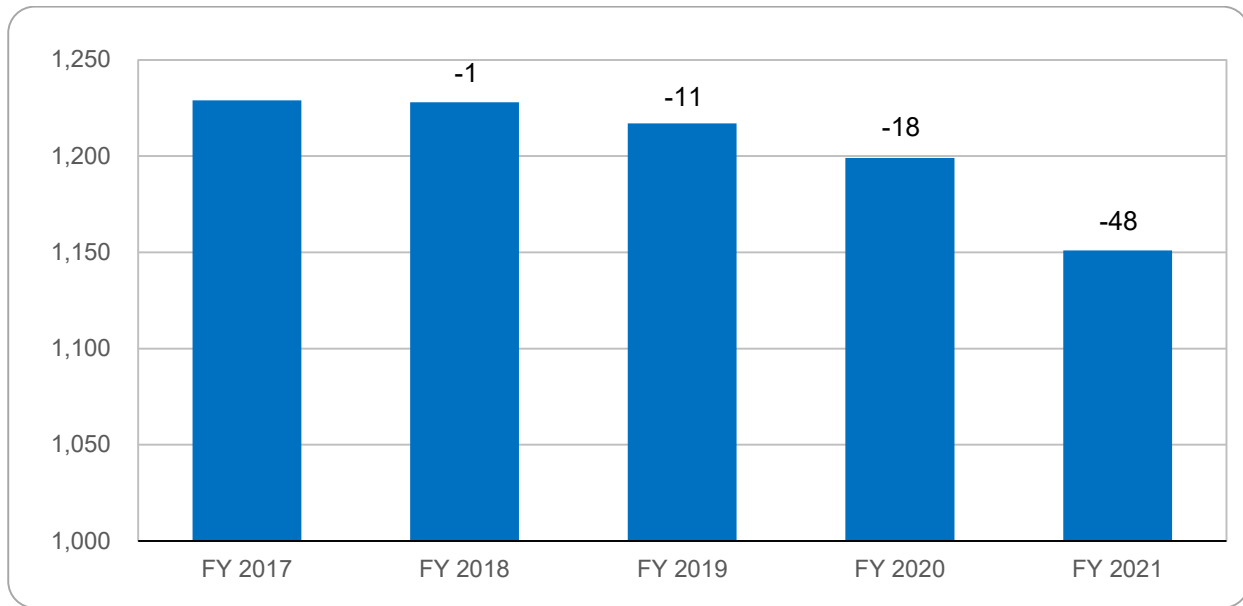
Based on the recommended one-time and recurring expenditure enhancements detailed above for FY 2022, the proposed full-time position count is 20 positions, or 0.9%, less in FY 2022 than in FY 2007, as reflected in the chart below. It is important to note that the FY 2022 count does not include the 15 Police Officers and 2 Sergeants added during FY 2021 as one-time enhancements.

**Position Count FY 2007 - FY 2022**



It is also important to note that between FY 2017 and FY 2022, a total of 78 non-public safety positions, or 6.3%, have been eliminated from the budget, of which 38 are from Parking. This reduction in non-public facing positions has negatively impacted the organization’s administrative capacity as workloads have increased or remained the same.

**Non-Public Safety Position Count FY 2017 – FY 2021**



**CONCLUSION**

The Administration recommends adoption of the attached Resolution which adopts the final budgets for the General, G.O. Debt Service, RDA Ad Valorem Taxes, Enterprise, Internal Service, and Special Revenue Funds budgets for FY 2022.

Attachment A – FY 2022 One-Time Expenditure Enhancements

Attachment A – FY 2022 Recurring Expenditure Enhancements

Attachment B – FY 2022 Recurring Revenue Enhancements

ATH/JW/TOS

**ATTACHMENT A**  
**FY 2022 ONE-TIME EXPENDITURE ENHANCEMENTS**

Enhancement	Fund	Requested Enhancement	Recommended Enhancement	Year 2 Impact	Positions		Program	Description
					FT	PT		
<b>CITYWIDE</b>								
LGBTQ Community Initiatives (One-Time)	General Fund	\$150,000		\$0			Grants & Contributions	This request is for funding to be allocated for LGBTQ initiatives, as motioned by the LGBTQ Advisory Committee in LTC no. 258-2020 dated 7/16/20. The advisory Committee recommended that the funds be used to "supplement the low barrier efforts currently operating to bring economic relief to LGBTQ people in the City of Miami Beach with a particular focus on the transgender community and people of color."
ADA Compliance (One-Time)	General Fund	\$70,000	\$70,000	\$0			ADA	Consistent with the settlement agreement regarding ADA Compliance, the City of Miami Beach must use all reasonable efforts to make all electronic documents accessible with Web Content Accessibility Guidelines (WCAG). The City should extend these efforts to ensure all digital information (not only in documents) is also accessible and compliant with WCAG. This request is to train City staff to ensure all information shared digitally is created with accessibility in mind, and monitoring of the progress is required to ensure the City/staff is qualified and able to continue to do it independently in the future.
Pilot Program to Incentivize City Employees to Establish City Residency (One-Time)	General Fund	\$150,000	\$150,000	\$150,000			Multiple Programs	This request is to fund the implementation of a three-year pilot program to provide a \$250 per month incentive for 50 Police Officers and/or Firefighters to live in the City as discussed and recommended by the Finance and Economic Resiliency Committee (FERC) at its June 11, 2021 meeting and July 16, 2021 Budget Briefing.
<b>CODE COMPLIANCE</b>								
Additional Temporary Full-Time Code Compliance I Positions (6) for Art Deco Cultural District	Resort Tax	\$589,000	\$589,000	\$495,000	6		Field Operations	This request is for the addition of 6 temporary Code Compliance Officer I positions to be funded three years and dedicated to the Art Deco Cultural District (ADCD), formerly known as the Entertainment (MXE) District, to provide a steady uniformed presence in the ADCD to address quality of life concerns as the district is reimagined as the Art Deco Cultural District.  As discussed and recommended by the Finance and Economic Resiliency Committee (FERC) at its July 16, 2021 Budget Briefing, this will be a three-year pilot program.
Additional Temporary Full-Time Code Compliance I Positions (3) for Short-Term Rental Enforcement	Resort Tax	\$295,000	\$295,000	\$248,000	3		Short-Term Rental	This request is for the addition of 3 Code Compliance Officer I positions to enhance enforcement of short-term rentals.  As discussed and recommended by the Finance and Economic Resiliency Committee (FERC) at its July 16, 2021 Budget Briefing, this will be a three-year pilot program.



**ATTACHMENT A  
FY 2022 ONE-TIME EXPENDITURE ENHANCEMENTS**

Enhancement	Fund	Requested Enhancement	Recommended Enhancement	Year 2 Impact	Positions		Program	Description
					FT	PT		
<b>ECONOMIC &amp; DEVELOPMENT</b>								
Appraisals, Studies, Assessments, & Analysis (One-Time)	General Fund	\$160,000	\$150,000	\$0			Economic Development	The Economic Development Department anticipates negotiating public-private-partnerships to include the development of City-owned properties, which will require the City to appraise and assess all impacted properties, as well as various analysis and studies to identify and evaluate the benefits of these partnerships for the City.
Commercial Lease Subsidy Business Attraction (One-Time)	General Fund	\$40,000	\$40,000	\$0			Economic Development	This request is to cultivate a carefully curated experience in the Art Deco Cultural District, which will require commercial lease subsidies to attract or retain culturally oriented businesses needed. This incentive would provide rent stabilization to new or existing businesses that promote a positive, family-friendly, cultural experience for residents and tourists.
Citywide Store Front Covers (One-Time)	General Fund	\$45,000	\$45,000	\$0			Economic Development	The Economic Development Department recognizes the need to prevent the harmful impacts caused by vacant storefront windows and doors on the ground floor of commercial properties. On May 8, 2019, the Mayor and City Commission adopted Resolution 2019-30810 approving the use of five artistic designs created by Design and Architect Senior High students for storefront covers and prior funding for this program was designated by area (North Beach, Middle Beach, and South Beach). This request will allocate funding to properties in all areas of the City on a first-come, first-serve, basis going forward.
Public Relations and Marketing (One-Time)	General Fund	\$75,000	\$75,000	\$0			Economic Development	This request is to enhance targeted public relations and marketing efforts to assist in the attraction and relocation of at least three (3) financial services or technology firms to Miami Beach since the City has now taken on a broader economic development role including targeted business attraction and retention, working more closely with our public and private sector partners, and developing an enhanced public relations and marketing campaign.
CRA Planning Reports (One-Time)	General Fund	\$40,000	\$40,000	\$0			Economic Development	During the process of establishing the North Beach Community Redevelopment Agency (CRA), some residents and stakeholders indicated an interest in expanding the proposed CRA boundaries. In order to accomplish this, State Statute dictates that a Finding of Necessity must be completed and accepted by the governing body. The Redevelopment Plan would also need to be amended to increase the Redevelopment Area as stipulated by the Finding of Necessity and subsequently be approved by the CRA Board, City Commission, and Board of County Commissioners.

**ATTACHMENT A  
FY 2022 ONE-TIME EXPENDITURE ENHANCEMENTS**

Enhancement	Fund	Requested Enhancement	Recommended Enhancement	Year 2 Impact	Positions		Program	Description
					FT	PT		
<b>ENVIRONMENT &amp; SUSTAINABILITY</b>								
On-Site Mitigation Inventory & Assessment (One-Time)	Special Revenue	\$75,000	\$75,000	\$0			Environmental Resources Management	<p>This is a one-time request to conduct a scientific inventory and assessment of the City's coastal ecosystems to identify what natural resources exist and determine where the City can create on-site mitigation banks for coastal projects, such as seawalls, docks, and other projects requiring mitigation.</p> <p>The study would also detail how much mitigation this could cover and the process for obtaining regulatory agency approval for their use during future permitting of construction projects.</p>
<b>ORGANIZATIONAL DEVELOPMENT PERFORMANCE INITIATIVES</b>								
Implementation of Stop the Bleed Kits at Miami Beach and Feeder Pattern Schools (One-Time)	General Fund	\$20,000	\$20,000	\$0			Education Initiatives	<p>This request is to fund the implementation of Stop the Bleed Kits at Biscayne Beach Elementary, North Beach Elementary, Miami Beach South Pointe Elementary, Miami Beach Feinberg Fisher K-8, Miami Beach Nautilus Middle School, and Treasure Island Elementary as discussed and recommended by the Finance and Economic Resiliency Committee at its July 23, 2021 Budget Briefing.</p> <p>Based on subsequent discussion at the September 17, 2021 Commission meeting, this request was reduced to \$20,000 based on the acceptance of outside donations totaling \$17,000 approved by the City Commission to support this initiative.</p>
<b>POLICE</b>								
License Plate Reader (LPR) for Miami Beach Re-Entry Plan (One-Time)	General Fund	\$210,000	\$210,000	\$0			Technical Services Unit	<p>This request is to fund three mobile vehicle-mounted License Plate Readers (LPR) at an estimated cost of \$70,000 per unit (including the vehicles) for the proposed Miami Beach re-entry plan to facilitate access for City residents across the MacArthur, Julia Tuttle, and Venetian Causeways and other points of entry during high-impact periods as discussed at the June 23, 2021 City Commission meeting.</p>

**ATTACHMENT A**  
**FY 2022 ONE-TIME EXPENDITURE ENHANCEMENTS**

Enhancement	Fund	Requested Enhancement	Recommended Enhancement	Year 2 Impact	Positions		Program	Description
					FT	PT		
<b>PUBLIC WORKS DEPARTMENT - SEWER</b>								
Warehouse Improvements (Split-Funded) (One-Time)	Enterprise	\$57,000	\$57,000	\$0			Warehouse	This request is to allocate funding for warehouse improvements that include the installation of a Stak System which consists of a dynamic pallet-based storage and handling system that will allow one operator to safely and efficiently manage loads weighing up to 4,000 lbs. all in a footprint that's as much as 70% smaller than fixed a horizontal beam rack storage system without the need for a forklift. These improvements are needed to continue addressing the safety and storage space needs of the Public Works warehouse and to address the comments of the Office of the Inspector General (OIG) during the annual warehouse inventory audit. <u>This request, if approved, would be split-funded between the Water, Sewer, and Storm Water Funds.</u>
<b>PUBLIC WORKS DEPARTMENT - STORM WATER</b>								
Warehouse Improvements (Split-Funded) (One-Time)	Enterprise	\$57,000	\$57,000	\$0			Warehouse	This request is to allocate funding for warehouse improvements that include the installation of a Stak System which consists of a dynamic pallet-based storage and handling system that will allow one operator to safely and efficiently manage loads weighing up to 4,000 lbs. all in a footprint that's as much as 70% smaller than fixed a horizontal beam rack storage system without the need for a forklift. These improvements are needed to continue addressing the safety and storage space needs of the Public Works warehouse and to address the comments of the Office of the Inspector General (OIG) during the annual warehouse inventory audit. <u>This request, if approved, would be split-funded between the Water, Sewer, and Storm Water Funds.</u>
<b>PUBLIC WORKS DEPARTMENT - WATER</b>								
Warehouse Improvements (Split-Funded) (One-Time)	Enterprise	\$57,000	\$57,000	\$0			Warehouse	This request is to allocate funding for warehouse improvements that include the installation of a Stak System which consists of a dynamic pallet-based storage and handling system that will allow one operator to safely and efficiently manage loads weighing up to 4,000 lbs. all in a footprint that's as much as 70% smaller than fixed a horizontal beam rack storage system without the need for a forklift. These improvements are needed to continue addressing the safety and storage space needs of the Public Works warehouse and to address the comments of the Office of the Inspector General (OIG) during the annual warehouse inventory audit. <u>This request, if approved, would be split-funded between the Water, Sewer, and Storm Water Funds.</u>
Surge and Water Hammer Analysis (One-Time)	Enterprise	\$200,000		\$0			Water System Management	Surge pressure and water hammer can create serious risks for piping integrity including, pipe rupture , collapse, cavitation, etc. This request is allocate funding for a project that will extend the useful life of the water main and reduce preventative maintenance and repairs of the City's water system making our infrastructure more durable and resilient.

**ATTACHMENT A  
FY 2022 ONE-TIME EXPENDITURE ENHANCEMENTS**

Enhancement	Fund	Requested Enhancement	Recommended Enhancement	Year 2 Impact	Positions		Program	Description
					FT	PT		
<b>PUBLIC WORKS DEPARTMENT - WATER (CONTD)</b>								
Distribution System Flushing Plan (One-Time)	Enterprise	\$200,000		\$0			Water System Maintenance	This request is for the development of a Distribution System Flushing Plan that will extend the useful life of the water mains and reduce preventative maintenance and repairs of the City's water system making our infrastructure more durable and resilient. This includes a model evaluation and verification of valve locations in the field throughout the City's water system.
Pressure Monitoring Devices (One-Time)	Enterprise	\$200,000	\$200,000	\$0			Water System Maintenance	This request is for the installation of pressure monitoring devices that will allow for preventive maintenance and repairs of the City's water system making our infrastructure more durable and resilient.
Blow Off Valves (One-Time)	Enterprise	\$50,000	\$50,000	\$0			Water System Maintenance	This request is for the installation of additional blow-off valves that will extend the useful life of the water main and reduce preventative maintenance and repairs of the City's water system making our infrastructure more durable and resilient.
<b>TOURISM &amp; CULTURE</b>								
American Black Film Festival (One-Time)	Resort Tax	\$400,000	\$200,000	\$100,000			Special Events	The American Black Film Festival (ABFF) is an annual event dedicated to recognizing Black artists and showcasing quality film and television content by and about people of African descent. ABFF founder Jeff Friday conceived the festival in 1997 as a vehicle to strengthen the black entertainment community by fostering resource sharing, education and artistic collaboration. This is a one-time enhancement over 2 years with the Year 1 cost including two events that fall within the same fiscal year.  <u>Based on direction from the Finance and Economic Resiliency Committee (FERC) at its July 16, 2021 Budget Briefing, the Administration's recommendation is that \$100,000 be funded for each of the two events planned in FY 2022.</u>
South Beach Jazz Festival Sponsorship (One-Time)	Resort Tax	\$25,000	\$25,000	\$0			Special Events	This request is to provide a sponsorship to the South Beach Jazz Festival for FY 2022 as discussed and recommended by the Finance and Economic Resiliency Committee at its July 30, 2021 meeting.

**ATTACHMENT A**  
**FY 2022 ONE-TIME EXPENDITURE ENHANCEMENTS**

Enhancement	Fund	Requested Enhancement	Recommended Enhancement	Year 2 Impact	Positions		Program	Description
					FT	PT		
<b>TRANSPORTATION</b>								
South Beach Promenade Short-Term Enhancements (One-Time)	Special Revenue	\$200,000	\$200,000	\$0			Multiple Programs	This request is for the design and construction of short-term/quick-build enhancements for the South Beach Promenade discussed at the June 11, 2021 FERC meeting.
South of Fifth Traffic Calming Study (One-Time)	Special Revenue	\$125,000	\$125,000	\$0			Multiple Programs	This request is for the completion of a Traffic Calming Study in the South of Fifth neighborhood as recommended by the City Administration and approved by the City Commission at its September 17, 2021 Commission meeting.
South Beach Promenade Long-Term Enhancements (One-Time)	Special Revenue	\$3,250,000		\$0			Multiple Programs	This request is for the design of long-term improvements for the South Beach Promenade totaling \$250,000 that was presented and discussed at the June 11, 2021 FERC meeting, which has been revised by the department to \$3,250,000 due to a scrivener's error.
<b>Grand Total of Positions Recommended</b>					<b>9</b>	<b>0</b>		

<b>ONE-TIME</b>			
Fund	Requested Enhancement	Recommended Enhancement	Year 2 Impact
General Fund	\$960,000	\$800,000	\$150,000
	\$0	\$0	\$0
	<b>\$960,000</b>	<b>\$800,000</b>	<b>\$150,000</b>
Internal Service	\$0	\$0	\$0
Resort Tax	\$1,309,000	\$1,109,000	\$843,000
RDA	\$0	\$0	\$0
Enterprise	\$821,000	\$421,000	\$0
Special Revenue	\$3,650,000	\$400,000	\$0

*Internal Service impact (% based on FY 2022 Preliminary Allocations)*

**ATTACHMENT A**  
**FY 2022 RECURRING EXPENDITURE ENHANCEMENTS**

Enhancement	Fund	Requested Enhancement	Recommended Enhancement	Year 2 Impact	Positions		Program	Description
					FT	PT		
<b>BUILDING</b>								
Additional Full-Time Building Positions (4) to Address New Legislative Mandates	Enterprise	\$260,000	\$260,000	\$335,000	4		Permit Review	This request is for the addition of 4 full-time positions to address new legislation mandating shorter turnaround times on residential permit applications that will go into effect October 1, 2021 as recommended by the City Administration and approved by the City Commission at its September 17, 2021 Commission meeting.
<b>CITYWIDE</b>								
Juneteenth Holiday	General Fund	\$245,000	\$245,000	\$255,000			Multiple Programs	This request is for the City to recognize Juneteenth, the oldest nationally celebrated commemoration of the ending of slavery in the United States, as a paid City holiday commencing in FY 2022 as recommended by the City Administration and approved by the City Commission at its September 17, 2021 Commission meeting.
	Enterprise	\$21,000	\$21,000	\$21,000				
	RDA	\$4,000	\$4,000	\$4,000				
<b>CODE COMPLIANCE</b>								
Additional Full-Time Code Compliance I Positions (6) for Expansion of Enforcement Capacity Citywide	General Fund	\$589,000		\$495,000	6		Field Operations	This request is for the addition of 6 Code Compliance Officer I positions to expand enforcement capacity citywide based on the increasing number of ordinances for which the Department is charged with enforcing.
<b>ECONOMIC DEVELOPMENT</b>								
Job Creation Incentive Program	General Fund	\$180,000	\$180,000	\$180,000			Economic Development	This request is for the creation of a performance-based incentive known as the Job Creation Incentive Program (JCIP). The purpose of the JCIP will be to strategically attract companies and expand existing businesses within the City of Miami Beach while increasing the number of quality, high-wage jobs in the community.
<b>ENVIRONMENT &amp; SUSTAINABILITY</b>								
Full-Time Tree Inspector/Code Compliance Officer Position	Special Revenue	\$60,000		\$74,000	1		Reforestation	This position is responsible for technical work enforcing applicable national, state, and local laws, codes, ordinances, and regulations in the City's Tree Preservation Program.
<b>FIRE</b>								
Increased Funding for High Impact Periods	Resort Tax	\$170,000	\$170,000	\$170,000			High Impact Periods Special Events	This request is to increase Resort Tax funding allocated for the Fire Department for high impact periods by an additional \$170,000 to more closely reflect the actual costs incurred by the Fire Department during these periods in prior years. Currently, the Fire Department receives an allocation of \$180,000 which includes Halloween on Lincoln Road, New Year's Eve, Spring Break, Memorial Day, and July 4th.
Additional Lifeguard Towers and Staffing at 55th and 62nd Street	General Fund	\$309,000	\$309,000	\$334,000	4		Ocean Rescue	This request is to enhance public safety on the City's beaches by adding two additional lifeguard towers at 55th and 62nd Street and staffing these towers with four additional Lifeguard positions.  <u>This enhancement request would be funded through an additional transfer from the Resort Tax Fund to the General Fund in FY 2022.</u>

**ATTACHMENT A**  
**FY 2022 RECURRING EXPENDITURE ENHANCEMENTS**

Enhancement	Fund	Requested Enhancement	Recommended Enhancement	Year 2 Impact	Positions		Program	Description
					FT	PT		
<b>HOUSING AND COMMUNITY SERVICES</b>								
Camillus House Lazarus Project	General Fund	\$100,000	\$100,000	\$103,000			Homeless Outreach and Shelter Placement Services	This request is to allocate funding for continuation of the Camillus House Lazarus Project to deliver specialized outreach to engage, assess, treat, and support persons who are chronically homeless and vulnerable in the City in order to secure housing placements as recommended by the Finance and Economic Resiliency Committee (FERC) at its February 19, 2021 meeting. At the City Commission meeting on September 17, 2021, the City Administration recommended funding of the Lazarus Project, which was approved by the City Commission.
Homelessness in the City of Miami Beach	General Fund	\$100,000		\$100,000			Homeless Outreach and Shelter Placement Services	This request is to allocate additional funding to address Homelessness in the City of Miami Beach as recommended by the Finance and Economic Resiliency Committee (FERC) at its July 23, 2021 Budget Briefing.
Domestic Violence	Resort Tax	\$125,000	\$125,000	\$125,000			Multiple Programs	<p>This request is to allocate funding to support enhanced domestic violence services as recommended by the Finance and Economic Resiliency Committee (FERC) at its April 19, 2019 meeting and adopted by the City Commission through Resolution 2019-30811 on May 8, 2019. The original approved funding source was revenues from short term rental fine collections. The FY 2021 General Fund budget includes \$125,000 for domestic violence that was rolled over from FY 2020 and remains unspent.</p> <p>Based on direction from the Finance and Economic Resiliency Committee (FERC) at its July 16, 2021 Budget Briefing, the Administration's recommendation is that an additional \$125,000 be allocated in FY 2022.</p>
Homeless Trust	Resort Tax	\$125,000	\$125,000	\$125,000			Multiple Programs	<p>This request is to allocate funding to support enhanced homeless services as recommended by the Finance and Economic Resiliency Committee (FERC) at its April 19, 2019 meeting and adopted by the City Commission through Resolution 2019-30811 on May 8, 2019. The original approved funding source was revenues from short term rental fine collections. Of the \$125,000 allocated in FY 2020, only \$20,000 was spent. The FY 2021 budget did not include funding for the Homeless Trust.</p> <p>Based on direction from the Finance and Economic Resiliency Committee (FERC) at its July 16, 2021 Budget Briefing, the Administration's recommendation is that \$125,000 be allocated in FY 2022.</p>

**ATTACHMENT A**  
**FY 2022 RECURRING EXPENDITURE ENHANCEMENTS**

Enhancement	Fund	Requested Enhancement	Recommended Enhancement	Year 2 Impact	Positions		Program	Description
					FT	PT		
<b>INFORMATION TECHNOLOGY</b>								
Contracted Software Developer Services	Internal Service	\$150,000		\$150,000			Process Improvement & Digitization	This request is to augment software engineer staffing in the Information Technology Department through a staffing agency to meet increased City needs for development of city wide applications, modernizing legacy systems, and securing citizen offerings. Prior to the pandemic, these had been approved. However, as cost cutting and position freezes continued, the IT department was directed to use vacancies to fill the new needs, but no consideration was left for existing current service level needs.
Contracted Software Developer Services	Internal Service	\$150,000		\$150,000			Operations & Maintenance	This request is to augment software engineer staffing in the Information Technology Department through a staffing agency to meet increased City needs for development of city wide applications, modernizing legacy systems, and securing citizen offerings. Prior to the pandemic, these had been approved. However, as cost cutting and position freezes continued, the IT department was directed to use vacancies to fill the new needs, but no consideration was left for existing current service level needs.
Gartner Executive Program	Internal Service	\$66,000		\$66,000			Operations & Maintenance	This request is allocate funding for Gartner Executive Programs that will personalize a cost optimization roadmap for the City to deliver near and long term benefits, including (1) conducting budget baseline measurements to see where there is overspending or underutilization; (2) diagnostic tool analysis of dollars spent in hardware, software, professional services, applications, security, etc.; (3) evaluating current vendor purchase negotiations, renewals, and maintenance agreements for cost savings opportunities; and (4) implementing quick wins for areas of opportunity.
<b>MARKETING &amp; COMMUNICATIONS</b>								
Full-Time Neighborhood Affairs Associate Position (Split-Funded)	General Fund	\$48,000		\$58,000	0.7		Community Outreach	This request is to add a Neighborhood Affairs Associate position to the Neighborhood Affairs Division in the Office of Marketing and Communications to serve as a liaison to the City Manager's Office and assist in the creation of project databases, communications with residents, and development of purchase orders, as well as be responsible for keeping the public informed of programs and events and creating and maintaining databases for e-mail communications and correspondence. <u>This position, if approved, would be split-funded between different funds.</u>
	Enterprise	\$14,000		\$17,000	0.2		Community Outreach	
	Internal Service	\$2,000		\$3,000	0.0		Community Outreach	
	Special Revenue	\$4,000		\$5,000	0.1		Community Outreach	



**ATTACHMENT A  
FY 2022 RECURRING EXPENDITURE ENHANCEMENTS**

Enhancement	Fund	Requested Enhancement	Recommended Enhancement	Year 2 Impact	Positions		Program	Description
					FT	PT		
<b>ORGANIZATIONAL DEVELOPMENT PERFORMANCE INITIATIVES</b>								
Pre-Kindergarten Program	General Fund	\$250,000	\$250,000	\$250,000			Education Initiatives	This request is to expand access to high quality PreK providers by providing up to \$2,700 per school year to 92 eligible Miami Beach families to use with any PreK provider who has partnered with the City. Continuation of this program, which was approved in FY 2021 as a pilot, will attract new families to the City of Miami Beach and support the City's economic development goals.
Math Tutors Afterschool	General Fund	\$15,000	\$15,000	\$15,000			Education Initiatives	As a result of the closing of schools, virtual learning, and interrupted school site instruction due to COVID-19, Miami Beach youth at Miami Beach Nautilus Middle and Miami Beach Senior High School have suffered significant learning losses and fallen behind in mathematics classes. To support youth mathematics achievement and to allow students to meet annual mathematics performance levels in classes such as Algebra I and Geometry with end or course exams, afterschool tutors from Florida International University will provide individual and small group mathematics support after schools which will allow students to self enroll, as needed, as approved by the City Commission on January 13, 2021 through Resolution 2021-31562.
Flu Vaccines	General Fund	\$15,000	\$15,000	\$15,000			Education Initiatives	According to the Center for Disease Control (CDC), influenza rates among kids and young adults have been higher in the past flu season pre-COVID. Getting a flu vaccine will not protect against COVID-19; however, flu vaccination has many other important benefits. To provide future protection from the flu, the City allocated \$15,000 in FY 2020 to administer flu shots in Miami Beach for any Miami Beach resident.
GED/ESOL Classes	General Fund	\$11,000	\$11,000	\$11,000			Education Initiatives	This request is to prepare resident adult learners to enter career and technical fields and/or post-secondary education, employment, and participation in civic life.  GED: Motivates students to obtain the diploma and use acquired skills in the workforce and to achieve career and job placement success.  ESOL: Provides literacy instruction for English language learner adults, in order to increase their ability to communicate in English.

**ATTACHMENT A  
FY 2022 RECURRING EXPENDITURE ENHANCEMENTS**

Enhancement	Fund	Requested Enhancement	Recommended Enhancement	Year 2 Impact	Positions		Program	Description
					FT	PT		
<b>ORGANIZATIONAL DEVELOPMENT PERFORMANCE INITIATIVES (CONT'D)</b>								
Substitute Teacher Incentive Program	General Fund	\$5,000	\$5,000	\$5,000			Education Initiatives	This request is to recruit residents of Miami Beach to become substitute teachers for Miami Beach public schools and offers them an incentive such as a citywide parking permit or funding of the cost to attain a substitute teacher certification.
Dual Enrollment Transcripts	General Fund	\$10,000	\$10,000	\$10,000			Education Initiatives	This request is to fund the transcript costs for Miami Beach students who have taken dual enrollment courses funded by the City as discussed and recommended by the Finance and Economic Resiliency Committee at its July 23, 2021 Budget Briefing.
<b>OFFICE OF THE INSPECTOR GENERAL</b>								
Full-Time Contract Oversight Specialist Position	Internal Service	\$126,000		\$160,000	1		Investigations	This request is allocate funding for the creation of a new full-time position to monitor and track procurement engagements across City departments and agencies to help ensure vendors, contractors, and firms interested in doing business with the City are competing on an even playing field. In addition, this position would monitor and investigate to determine if awarded contract expenditures are justified and contracted deliverables have been received.
Full-Time Internal Auditor Position	Internal Service	\$80,000		\$100,000	1		Internal Audit	This request is to create an additional full time Internal Auditor position, which is needed due to the increased demand for audits, reviews, inspections, and investigations from the City Commission, City Administration, City departments/divisions, whistleblowers, Miami Beach citizens, etc. as well as the need to complete such required annual projects as the State Beachfront Management Agreement, Cultural Arts Council, BDO review, bank reconciliation review, etc.
Full-Time Process Improvement Specialist Position	Internal Service	\$106,000		\$133,000	1		Investigations	This request is to create an additional full-time Process Improvement Specialist position to review and streamline processes as a result of the City Commission's recent requests to have the Office of the Inspector General (OIG) review existing current City processes to make them more efficient and streamlined.
Full-Time Resort Tax II Supervisory Position	Resort Tax	\$80,000		\$100,000	1		Resort Tax	This request is to create an additional full-time position to review the four Resort Tax Auditors' completed audits and to complete large and/or complex assigned audits. These audits are currently reviewed by the Chief Auditor and/or the Deputy Chief Auditor, but their time would be better spent supervising other Audit Division staff and their more complex engagements.

**ATTACHMENT A  
FY 2022 RECURRING EXPENDITURE ENHANCEMENTS**

Enhancement	Fund	Requested Enhancement	Recommended Enhancement	Year 2 Impact	Positions		Program	Description
					FT	PT		
<b>PARKS &amp; RECREATION</b>								
Addition of Park Rangers and Janitorial Services at Polo Park	General Fund	\$139,000	\$139,000	\$136,000		2	Park Ranger Program	Polo Park has funding for a sports lighting project that will expand the time of play at the park. As a result, this request is to add two (2) part-time Park Ranger positions to provide coverage in the evenings, as well as provide additional janitorial services to maintain the school restrooms for park users in the evenings.
Addition of Park Rangers for 500-700 Alton Road Park	General Fund	\$189,000	\$189,000	\$171,000		4	Park Ranger Program	With the 500-700 Alton Road Park coming online within the next few months, it is important to prepare to have security coverage for this new facility. As a result, this request is to add four part-time Park Ranger positions to provide coverage 15 hours per day, seven days a week.
<b>PLANNING</b>								
Full-Time Senior Planner Position	General Fund	\$81,000	\$81,000	\$107,000	1		Plans Review	This request is for the addition of 1 Senior Planner position to address new legislation mandating shorter turnaround times on residential permit applications that will go into effect October 1, 2021 as recommended by the City Administration and approved by the City Commission at its September 17, 2021 Commission meeting.
<b>POLICE</b>								
Enhanced In-Kind Staffing for Orange Bowl Championship	Resort Tax	\$75,000	\$75,000	\$75,000			RTX Fund	This 2022 Orange Bowl Game is similar to most large scale events that brings tourists to the City since the championship game will be played at Hardrock Stadium. The Police Department expects excessive crowd conditions in the Art Deco Cultural District (ADCD) and at major hotel venues for which comprehensive police services and resources will be needed.
Additional Sworn Police Officer (2) Positions	General Fund	\$336,000	\$336,000	\$344,000	2		Area 1	This request is for the addition of two sworn Police Officer positions, as recommended by the Mayor and Commission at its June 23, 2021 meeting, contingent on approval by voter referendum in November of the new proposed Smith & Wollensky lease. The lease revenue is projected to increase by \$340,000 for FY 2022 and incrementally every year thereafter until 2025 for a total projected increase of \$1,142,000, which is the equivalent of six Police Officers, should these additional funds be allocated for Police Officers.

**ATTACHMENT A  
FY 2022 RECURRING EXPENDITURE ENHANCEMENTS**

Enhancement	Fund	Requested Enhancement	Recommended Enhancement	Year 2 Impact	Positions		Program	Description
					FT	PT		
<b>POLICE (CONT'D)</b>								
Connecting Heroes Program	Special Revenue	\$86,000	\$86,000	\$16,000			Multiple Programs	This request is for the implementation of the Connecting Heroes Program, which is a 10-year commitment introduced by T-Mobile to provide every public and non-profit state and local law enforcement, fire, and EMS first responder agency across the country the ability to get free unlimited talk, text, and smartphone data, recommended by the City Administration and approved by the City Commission at its September 17, 2021 Commission meeting. This request will provide for the purchase of new wireless devices needed in FY 2022 for this program. Additional replacements will be funded in future years, as needed.
Additional Spring Break Staffing	Resort Tax	\$1,022,000	\$1,022,000	\$1,022,000			Support Services	Spring Break is an unsanctioned large-scale event that occurs each year beginning in mid-February until mid-April for a period of approximately 8 weeks and draws tens of thousands of college aged students and individuals with a free-for-all party mindset that has presented numerous challenges to maintain public safety and prevent disorder. Therefore, this request is to provide \$750,000 in additional overtime, \$37,000 for barricades to separate businesses from pedestrians, \$45,000 for meals for personnel during Alpha Bravo shifts to remain in the deployment areas, and \$190,000 in security guard services to support police checkpoints during Spring Break. This is in addition to the \$1.1 million currently funded for Spring Break for a total of \$2.1 million.
<b>PROPERTY MANAGEMENT</b>								
Bridge Painting Citywide	Internal Service	\$60,000		\$65,000			Facilities Operations and Maintenance	This request will provide funding for the painting of the City's 29 pedestrian and vehicular bridges on an annual basis so that they are on a constant painting cycle instead of an ad-hoc or as-needed basis.
Full-Time Real Estate Asset Specialist Position	General Fund	\$95,000		\$123,000			Management of City Real Estate Assets	This request is to add a full-time Real Estate Asset Specialist to be responsible for the City's security development, oversight, and strategies relating to the protection of people, intellectual assets, and property that will work with the Police, Information Technology, and Capital Improvement Projects Office to coordinate, manage, and implement security and safety projects, policies, procedures and the maintenance thereafter.
Additional Holiday Lighting	Resort Tax	\$200,000		\$200,000			Holiday Decorations	This request is to allocate an additional \$200,000 over the \$500,000 included in the FY 2022 budget to mitigate a potential increase in the cost of this service for FY 2022.

**ATTACHMENT A  
FY 2022 RECURRING EXPENDITURE ENHANCEMENTS**

Enhancement	Fund	Requested Enhancement	Recommended Enhancement	Year 2 Impact	Positions		Program	Description
					FT	PT		
<b>PUBLIC WORKS - GENERAL FUND</b>								
Cat Network	General Fund	\$44,000	\$44,000	\$44,000			Cat Network	<p>The Cat Network Program is a spay/neuter program for surgeries, vaccines, and wellness. This request is to provide funding to replace the previous grant from PetSmart (which has not been renewed) for operating expenditures necessary for the program to be successful.</p> <p>Based on direction from the Finance and Economic Resiliency Committee (FERC) at its July 16, 2021 Budget Briefing, the Administration's recommendation is that an additional \$44,000 be funded in addition to the existing \$31,000 currently funded by the City for a total of \$75,000.</p>
<b>PUBLIC WORKS DEPARTMENT - SEWER</b>								
Sewer System Tanks	Enterprise	\$55,000	\$55,000	\$55,000			Sewer System Maintenance and Repairs	<p>This request is to inspect, recertify, replace, maintain, and repair sewer system tanks. Storage tanks are regulated by the U.S. Environmental Protection Agency (EPA), Florida Department of Environmental Protection (FDEP), and the Miami-Dade County Division of Environmental Resources Management (DERM). Code of Federal Regulations (CFR) Title 33, 40 &amp; 49, Florida Administrative Code (FAC) 62-761; 762; 770, 777, 780, and Miami-Dade Code of Ordinances Chapters 10 and 24 mandate the inspection, recertification, replacement, maintenance, repair of storage tank systems.</p>
<b>PUBLIC WORKS DEPARTMENT - STORM WATER</b>								
Groundwater Monitoring Wells	Enterprise	\$18,000	\$18,000	\$18,000			Stormwater Maintenance	<p>This request is to increase funding allocated for groundwater monitoring wells that determine the groundwater elevation of the fresh water lens and pressure of the salt water. The goal is to develop groundwater contour maps for multiple water stages at the bay such as low, mean, high and extreme high tides. These monitoring wells also test water quality and contamination parameters.</p>
Inflow, Infiltration (I&I) Prevention, and Valves	Enterprise	\$411,000	\$200,000	\$411,000			Stormwater Maintenance	<p>This request is to replace at least 10 valves will need to be replaced because they are leaky or have other issues that affect the Stormwater Pump Station's performance. In addition, this request funds necessary repairs to reduce inflow and infiltration in areas such as PS 32 (6th and West Ave), PS 25 (West and 10th) and PS 4 (Bay Road and 14th Terrace).</p>

**ATTACHMENT A  
FY 2022 RECURRING EXPENDITURE ENHANCEMENTS**

Enhancement	Fund	Requested Enhancement	Recommended Enhancement	Year 2 Impact	Positions		Program	Description
					FT	PT		
<b>PUBLIC WORKS DEPARTMENT - STORM WATER (CONT'D)</b>								
Outfall Maintenance and Repairs	Enterprise	\$200,000		\$200,000			Stormwater Maintenance	This request is to fund the maintenance and repair of the outfalls to reduce the impact of flooding due to sea level rise, sunny day flooding, and King Tides. The Stormwater system has a total of 367 outfalls throughout the City. In an effort to reduce the impact of sea level rise throughout the City in some low lying areas, the outfalls require maintenance, repairs, and installation of backflow devices.
Fuel Storage Tanks	Enterprise	\$55,000	\$55,000	\$55,000			Stormwater Maintenance	This request is to inspect, recertify, replace, maintain, and repair fuel storage tanks. Storage tanks are regulated by the U.S. Environmental Protection Agency (EPA), Florida Department of Environmental Protection (FDEP), and the Miami-Dade County Division of Environmental Resources Management (DERM). Code of Federal Regulations (CFR) Title 33, 40 & 49, Florida Administrative Code (FAC) 62-761; 762; 770, 777, 780, and Miami-Dade Code of Ordinances Chapters 10 and 24 mandate the inspection, recertification, replacement, maintenance, repair of storage tank systems.
<b>PUBLIC WORKS DEPARTMENT - WATER</b>								
Water System Tanks	Enterprise	\$30,000	\$30,000	\$30,000			Water Operations	This request is to inspect, recertify, replace, maintain, and repair water system tanks. Storage tanks are regulated by the U.S. Environmental Protection Agency (EPA), Florida Department of Environmental Protection (FDEP), and the Miami-Dade County Division of Environmental Resources Management (DERM). Code of Federal Regulations (CFR) Title 33, 40 & 49, Florida Administrative Code (FAC) 62-761; 762; 770, 777, 780, and Miami-Dade Code of Ordinances Chapters 10 and 24 mandate the inspection, recertification, replacement, maintenance, repair of storage tank systems.

**ATTACHMENT A  
FY 2022 RECURRING EXPENDITURE ENHANCEMENTS**

Enhancement	Fund	Requested Enhancement	Recommended Enhancement	Year 2 Impact	Positions		Program	Description
					FT	PT		
<b>TOURISM &amp; CULTURE</b>								
Full-Time Special Events Production Coordinator Position	General Fund	\$60,000		\$73,000	1		Special Events	Obtaining this position will enable the department to not only promote our Cultural and City events but provide a detailed look of the demographics of our target market. Personnel could also structure a strong market plan with a clear emphasis on City brand positioning.
No Vacancy, Miami Beach	Resort Tax	\$75,000	\$50,000	\$75,000			Cultural Arts Council (CAC)	No Vacancy garnered extensive national and international press coverage during its debut in December 2020, reaching a total of 853,818,000 unique visitors per month (UVPM). In addition to a feature in the New York Times, the program was featured in national art publications, including Artnet, Whitewall and Art Newspaper, among others. The program is a joint collaboration between the Cultural Arts Council and Miami Beach Visitors and Convention Authority. The event provides rewarding visitor experiences, revitalizes neighborhoods (hotels, restaurants, and businesses), attracts residents, artistic businesses, and other members of the creative economies. This also creates a creative place for tourists year-round. No Vacancy is free and open to the public.
Pride Park, Collins Canal Park, Collins Park Cultural Arts Programming	Resort Tax	\$75,000	\$75,000	\$75,000			Cultural Programming	Activation of cultural programming to encourage and attract community and neighborhood engagement. There has been a strong desire to activate Miami Beach's parks and public spaces. Funding for additional cultural programming would increase the City's portfolio of free arts and culture events happening throughout our community and engage our residents.
Spring Break Producer, Infrastructure & Program Funding	Resort Tax	\$2,400,000	\$2,400,000	\$2,400,000			Special Events	Spring Break cultural programming, specifically in the Art Deco Cultural District and Lummus Park/beachfront areas, help mitigate a high impact tourist season for the City of Miami Beach. Curated programming can engage the elevated number of tourists and guests and potentially drive commercial activities, entertain, increase hotel room occupancy, reduce traffic impact, and enhance the narrative and reputation of Miami Beach during this period. This enhancement would provide for the acquisition of a highly skilled and qualified production company to assist in the creation and activation of a safe, healthy, and responsible cultural programming. As a result, this will improve the reputation and impact of Spring Break on City commercial districts, residents, and overall environment. The programming would be located directly on the beach, in the Lummus Park area of Miami Beach, between 7th Street and 11th Street, and would occur during several weekends during the months of March and April 2022 as approved by the City Commission on June 23, 2021.

**ATTACHMENT A  
FY 2022 RECURRING EXPENDITURE ENHANCEMENTS**

Enhancement	Fund	Requested Enhancement	Recommended Enhancement	Year 2 Impact	Positions		Program	Description
					FT	PT		
<b>TRANSPORTATION &amp; MOBILITY DEPARTMENT</b>								
Full-Time Office Associate V Position	Special Revenue	\$67,000		\$85,000	1		Multiple Programs	This request is to add a full-time Office Associate V position to provide administrative support to the department director, assistant director and managers. This position is essential and will serve as the primary customer service representative in the Transportation & Mobility department. Adding this position (salary and benefits) would bring the department to full staffing level prior to the FY 2021 reductions as a result of the COVID-19 pandemic.
Full-Time Transportation Coordinator Position	Special Revenue	\$85,000		\$106,000	1		Multiple Programs	This request is to add a full-time Transportation Coordinator position to assist in the delivery of priority projects to achieve the City's vision of becoming less car-centric and advance Strategic Plan goals to improve the walking and biking experience.
Fund Maintenance of Existing Bicycle Pedestrian Pilot Project for Flamingo Park Neighborhood Open Slow Streets	Special Revenue	\$137,000	\$75,000	\$75,000			Multiple Programs	<p>Fund maintenance of existing bicycle pedestrian pilot project for Flamingo Park Open Slow Streets. The Transportation and Mobility Department successfully implemented this pilot project in FY 2021, requested by City Commission during the pandemic to promote economic recovery and outdoor social distancing.</p> <p>This pilot was not budgeted in the FY 2021 budget. Based on the expenditure tracking of deployment and maintenance of these pilots, the department is requesting a budget enhancement to secure proper maintenance of the existing pilots and implement/maintain new planned pilots.</p> <p><u>If this enhancement is not approved, the existing slow street project will need to be eliminated, as there is no funding in the current service level for maintenance. The recommendation for FY 2022 has been reduced from \$137,000 to \$75,000 based on direction from the Finance and Economic Resiliency Committee (FERC) at its July 16, 2021 Budget Briefing.</u></p>



**ATTACHMENT A**  
**FY 2022 RECURRING EXPENDITURE ENHANCEMENTS**

Enhancement	Fund	Requested Enhancement	Recommended Enhancement	Year 2 Impact	Positions		Program	Description
					FT	PT		
<b>TRANSPORTATION &amp; MOBILITY DEPARTMENT (CONT'D)</b>								
Fund Maintenance of Existing Bicycle Pedestrian Pilot Project for Washington Avenue Protected Bicycle Lanes	Special Revenue	\$86,000		\$86,000			Multiple Programs	<p>Fund maintenance of existing bicycle pedestrian pilot project for Washington Avenue Protected Bicycle Lanes. The Transportation and Mobility Department successfully implemented this pilot project in FY 2021, requested by City Commission during the pandemic to promote economic recovery and outdoor social distancing.</p> <p>This pilot was not budgeted in the FY 2021 budget. Based on the expenditure tracking of deployment and maintenance of these pilots, this budget enhancement would allow for the proper maintenance of the existing pilots and implement/maintain new planned pilots.</p> <p><u>The Administration recommends that this pilot project be discontinued and recommends funding the Temporary Bicycle Lanes Project on Pennsylvania Avenue instead due to negative traffic impacts.</u></p>
Fund Implementation & Maintenance of Temporary Bike Lanes on Pennsylvania Avenue	Special Revenue	\$64,000	\$64,000	\$10,000			Multiple Programs	<p>This request is to fund the implementation and maintenance of a pilot project for Temporary Bicycle Lanes on Pennsylvania Avenue that would promote economic recovery and outdoor social distancing in the City of Miami Beach by continuing the advancement of bicycle and pedestrian mobility instead of the Washington Avenue Protected Bicycle Lanes Project.</p> <p><u>The Administration recommends funding this project in lieu of the Bicycle Pedestrian Pilot Project for Washington Avenue Protected Bicycle Lanes.</u></p>
Fund Implementation & Maintenance of Bicycle Parking Islands	Special Revenue	\$15,000		\$10,000			Multiple Programs	<p>This request is to fund the implementation and maintenance of a pilot project for Bicycle Parking Islands that would promote economic recovery and outdoor social distancing in the City of Miami Beach by continuing the advancement of bicycle and pedestrian mobility.</p>
Fund Implementation & Maintenance of North Beach Pedestrian Improvements	Special Revenue	\$75,000		\$75,000			Multiple Programs	<p>This request is to fund the implementation and maintenance of a pilot project for North Beach Pedestrian Improvements that would promote economic recovery and outdoor social distancing in the City of Miami Beach by continuing the advancement of bicycle and pedestrian mobility.</p>

**ATTACHMENT A  
FY 2022 RECURRING EXPENDITURE ENHANCEMENTS**

Enhancement	Fund	Requested Enhancement	Recommended Enhancement	Year 2 Impact	Positions		Program	Description
					FT	PT		
<b>TRANSPORTATION &amp; MOBILITY DEPARTMENT (CONT'D)</b>								
Fund Implementation & Maintenance of Pine Tree Drive/La Gorce Dr Protected Bicycle Lanes	Special Revenue	\$100,000		\$100,000			Multiple Programs	This request is to fund the implementation and maintenance of a pilot project for Pine Tree Drive/La Gorce Dr Protected Bicycle Lanes that would promote economic recovery and social distancing in the City of Miami Beach by continuing the advancement of bicycle and pedestrian mobility.
Improving Service Frequency of Citywide Trolley Service	Special Revenue	\$1,698,000		\$1,698,000			Multiple Programs	Due to the fiscal impact of COVID19, the citywide trolley service currently operates at a reduced service level as compared to normal (pre-pandemic) service level in terms of service hours and service frequency (15 hours a days as compared to 18 hours per day, and 30-minute service frequency as compared to 15-20 minutes pre pandemic). To allow for social distancing on-board the trolleys, vehicle capacity is limited to 10-12 passengers. Reduction in service frequency combined with reduced vehicle capacity is resulting in extended passenger wait times. This request seeks to restore 20 minute service frequency for the citywide trolley service, providing higher capacity with more vehicles in service to more appropriately meet demand.
Improve Accessibility for Collins Express Trolleys	Special Revenue	\$253,000		\$253,000			Multiple Programs	Improve Accessibility for Collins Express Trolleys. Due to the fiscal impact of COVID-19, only 6 out of 10 low-floor trolleys are currently being used along the South Beach loops. This enhancement would enable for use of remaining 4 low-floor vehicles (which operate at higher operating cost as compared to high-floor vehicle) on the Collins Express route. During pre-pandemic conditions, Collins Express was the busiest route in terms of passenger loads with over 800 passengers per vehicle per day. Low-floor vehicles improve accessibility as they provide for a level boarding (eliminate the need to negotiate 4-5 steps to board), and reduce time needed for exchange of passengers.
<b>Grand Total of Positions Recommended</b>					<b>11</b>	<b>6</b>		

<b>RECURRING</b>			
Fund	Requested Enhancement	Recommended Enhancement	Year 2 Impact
General Fund	\$2,821,000	\$1,929,000	\$2,829,000
	\$515,000	\$0	\$576,000
	<b>\$3,336,000</b>	<b>\$1,929,000</b>	<b>\$3,405,000</b>
Internal Service	\$740,000	\$0	\$827,000
Resort Tax	\$4,347,000	\$4,042,000	\$4,367,000
RDA	\$4,000	\$4,000	\$4,000
Enterprise	\$1,064,000	\$639,000	\$1,142,000
Special Revenue	\$2,730,000	\$225,000	\$2,593,000

*Internal Service impact (% based on FY 2022 Preliminary Allocations)*

**ATTACHMENT B  
FY 2022 RECURRING REVENUE ENHANCEMENTS**

Department	Fund	Requested Enhancement	Recommended Enhancement	Year 2 Impact	Positions		Program	Description
					FT	PT		
<b>PUBLIC WORKS - GENERAL FUND</b>								
Sidewalk Café Application Fee	General Fund	\$76,000	\$76,000	\$76,000			Right-of-Way Management	This request is to increase the Sidewalk Cafe Application Permit Fee from \$159 to \$865 to offset the cost of the new Project Engineer (added in FY 2021) created to manage the City's existing Sidewalk Café Procedures. The \$76,000 represents the incremental increase in revenues.
<b>PUBLIC WORKS - SANITATION</b>								
Sanitation Recycling Fee Pass-Through	Enterprise	\$240,000		\$240,000			Recycling	This request is to pass-thru the existing fee charged by Miami-Dade County to the City for recycling services provided to households that has been subsidized by the City since 2008. This fee is adjusted annually by no more than 3% or CPHU per the City's current Memorandum of Understanding with Miami-Dade County and the current fee is \$3.67 per household per month that would be adjusted for FY 2022 and passed-through to households commencing in FY 2022.
<b>Grand Total of Positions Recommended</b>					<b>0</b>	<b>0</b>		

<b>RECURRING</b>			
Fund	Requested Enhancement	Recommended Enhancement	Year 2 Impact
General Fund	\$76,000	\$76,000	\$76,000
	\$0	\$0	\$0
	<b>\$76,000</b>	<b>\$76,000</b>	<b>\$76,000</b>
Internal Service	\$0	\$0	\$0
Resort Tax	\$0	\$0	\$0
RDA	\$0	\$0	\$0
Enterprise	\$240,000	\$0	\$240,000
Special Revenue	\$0	\$0	\$0

*Internal Service impact (% based on FY 2022 Preliminary Allocations)*