

1

2

3

4

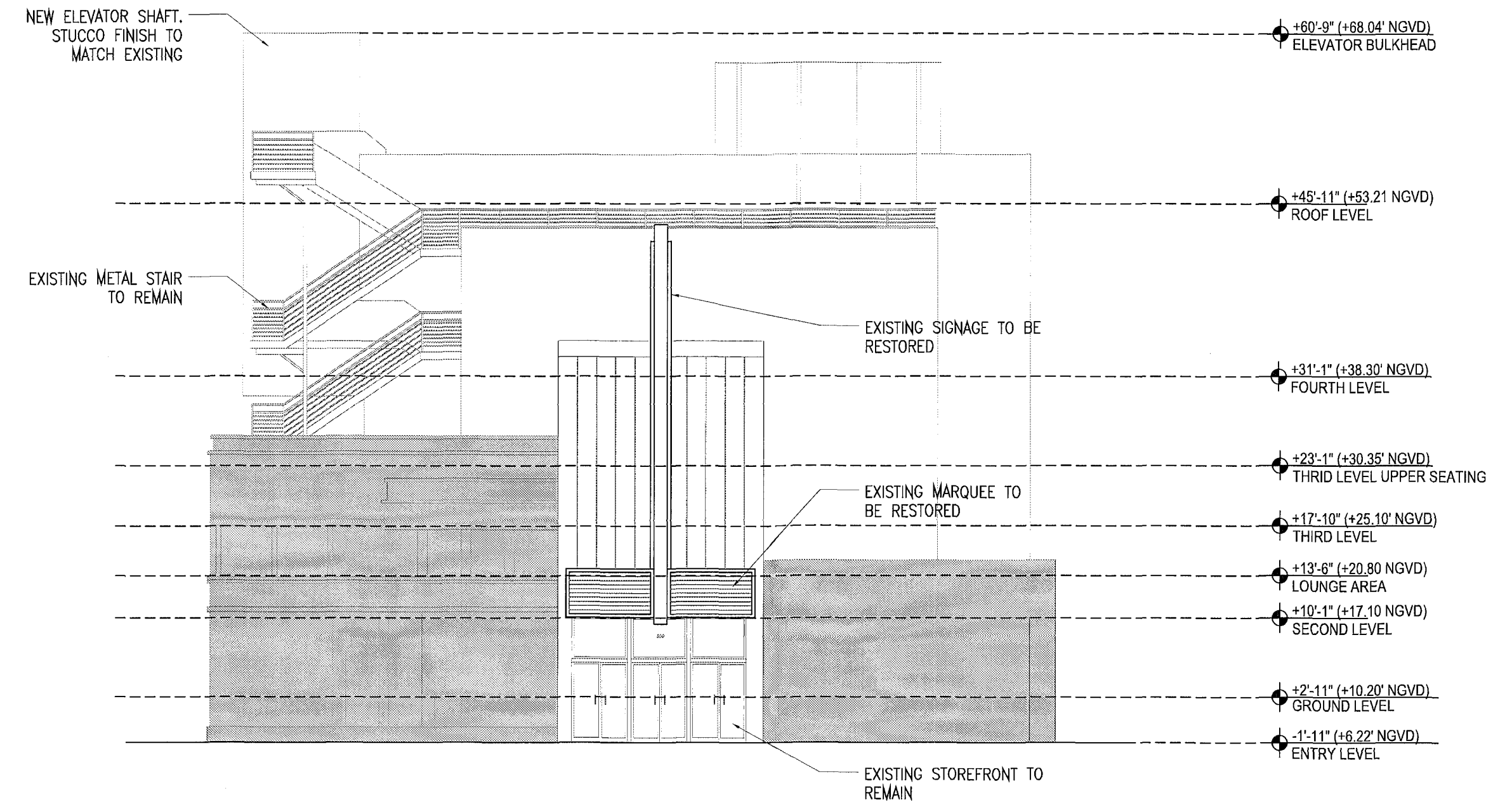
5

D

C

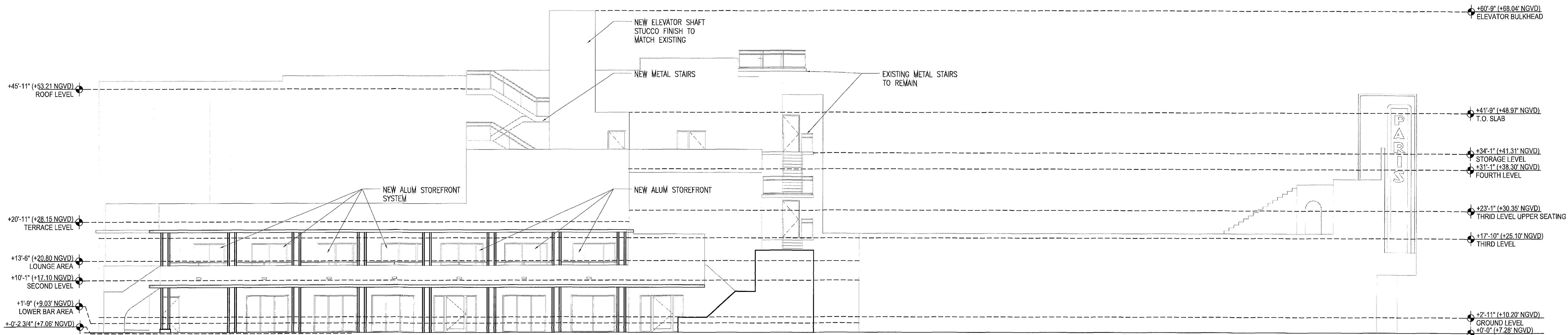
B

A



EAST ELEVATION

SCALE: 3/32"=1'-0"



SECTION 2- LOOKING NORTH

SCALE: 3/32"=1'-0"

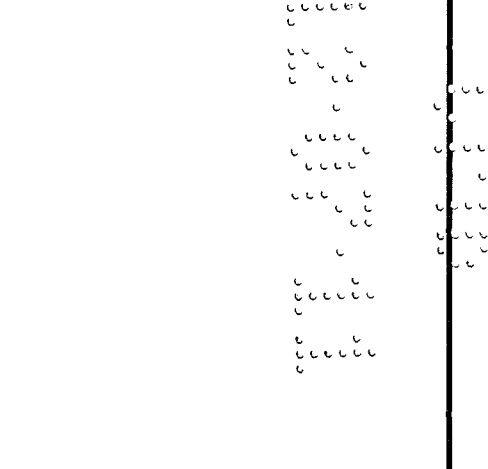
REVISIONS / SUBMISSIONS	
△	BLDG DEPT COMMENTS 10-25-11
△	
△	
△	
△	
△	
△	
△	
△	
△	

1151

ALL DRAWINGS AND WRITTEN MATERIAL APPEARING HEREIN CONSTITUTE THE ORIGINAL AND UNPUBLISHED WORK OF KOBIKARP AND MAY NOT BE REPRODUCED OR TRANSMITTED IN ANY FORM WITHOUT THE EXPRESS WRITTEN CONSENT OF KOBIKARP ARCHITECTURE & INTERIOR DESIGN, INC. AIA # 391


BAMBOO GROUP INC.
550 WASHINGTON AVENUE
MIAMI BEACH, FLORIDA

ELEVATIONS



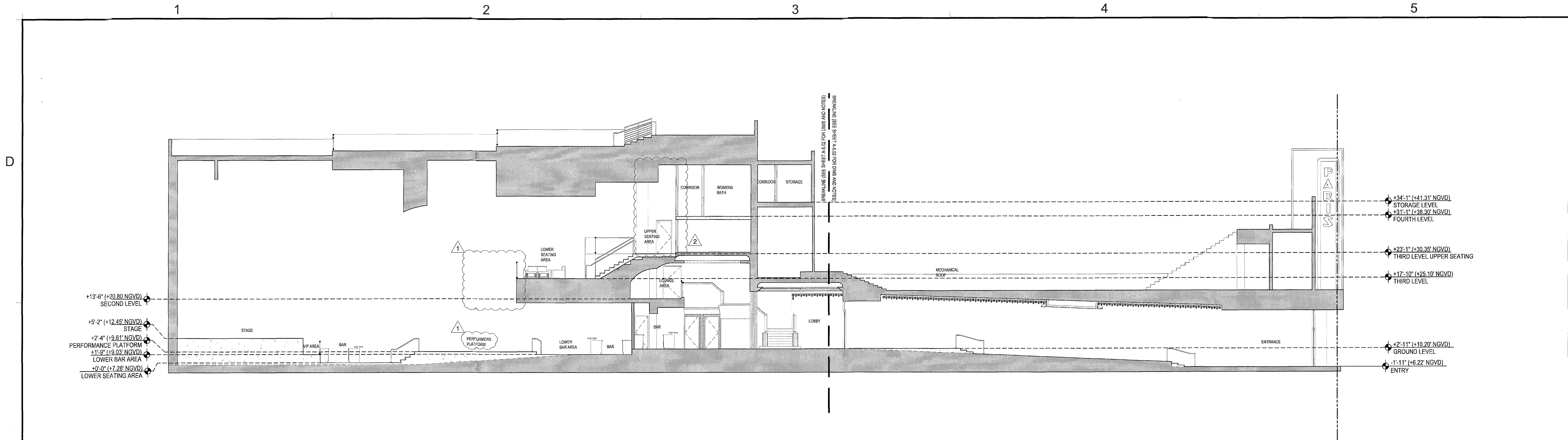
ARCHITECTURE
INTERIOR DESIGN
PLANNING

AIA ASID NCARB
2815 Bayview Boulevard
Miami, Florida 33137
P: 305.573.9766
F: 305.573.9766
WWW.KOBIKARP.COM



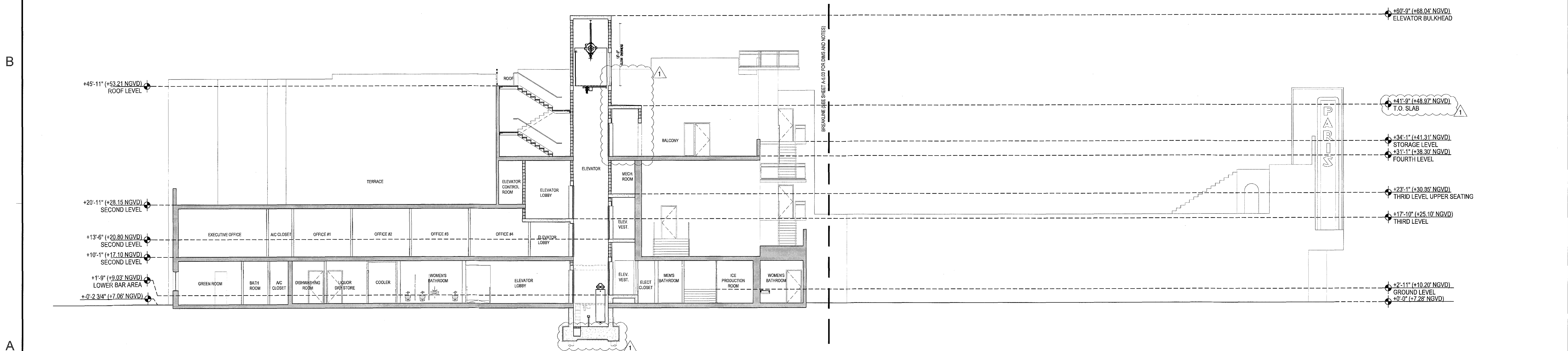
DRAWN BY: MD,JO
CHECKED BY: JG
DATE: 09-08-11

A-4.00



SECTION 1- LOOKING NORTH

SCALE: 3/32"=1'-0"



SECTION 2- LOOKING NORTH

SCALE: 3/32"=1'-0"


REVISIONS / SUBMISSIONS	
△	BLDG DEPT COMMENTS 10-25-11
△	BLDG DEPT COMMENTS 11-21-11
△	
△	
△	
△	
△	
△	
△	
△	

1151

ALL DRAWINGS AND WRITTEN MATERIAL APPEARING HEREIN CONSTITUTE THE ORIGINAL AND UNPUBLISHED WORK OF KOB & KARP AND MAY NOT BE REPRODUCED, COPIED, OR DISCLOSED WITHOUT THE EXPRESS WRITTEN CONSENT OF KOB & KARP ARCHITECTURE & INTERIOR DESIGN, INC. MAY 01, 2011.

BAMBOO GROUP INC.
550 WASHINGTON AVENUE
MIAMI BEACH, FLORIDA

SECTIONS




NOV 22 2011

Lic. # AR0012578

ARCHITECTURE
INTERIOR DESIGN
PLANNING

AIA ASID NCARB
Scale 200
Miami, Florida 33137
P: 305.673.3798
WWW.KOBKARP.COM



DRAWN BY: MD_JO
CHECKED BY: JG
DATE: 09-08-11

A-5.00

1

2

3

4

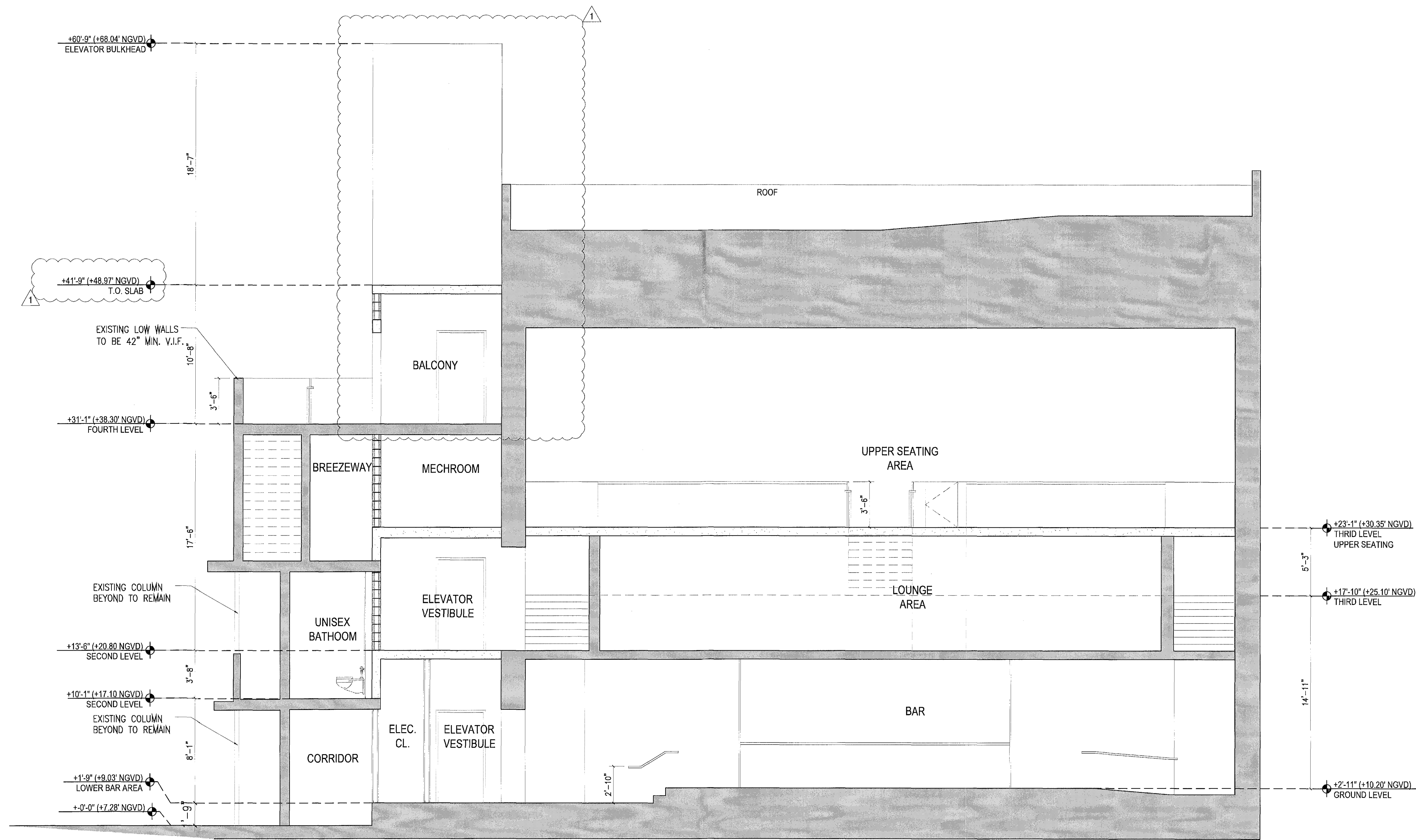
5

D

C

B

A



SECTION 3- LOOKING WEST

SCALE: 1/8"=1'-0"

REVISIONS / SUBMISSIONS



△	BLDG DEPT COMMENTS 10-25-11
△	
△	
△	
△	
△	
△	
△	
△	
△	
△	

1151

ALL DRAWINGS AND WRITTEN MATERIAL APPEARING HEREIN CONSTITUTE THE ORIGINAL AND UNPUBLISHED WORK OF KOBBI ARCHITECTURE & INTERIOR DESIGN, INC. AND MAY NOT BE REPRODUCED, COPIED, OR DISCLOSED WITHOUT THE EXPRESS WRITTEN CONSENT OF KOBBI ARCHITECTURE & INTERIOR DESIGN, INC. AIA # 2011

BAMBOO GROUP INC.
550 WASHINGTON AVENUE
MIAMI BEACH, FLORIDA


SECTIONS



ARCHITECTURE
INTERIOR DESIGN
PLANNING

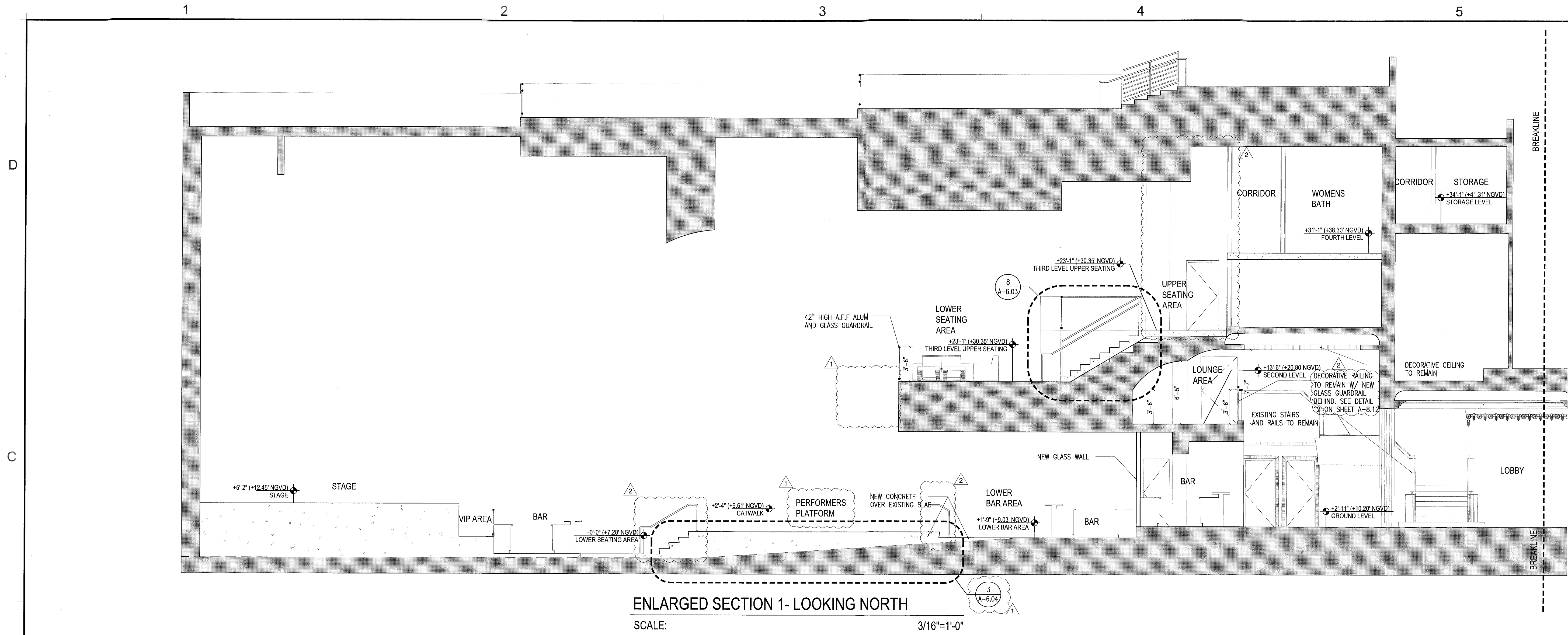
AIA ASID NCARB

2915 Biscayne Boulevard
Suite 200
Miami, Florida 33137
P: 305.573.3766
F: 305.573.3766
WWW.KOBIKARP.COM



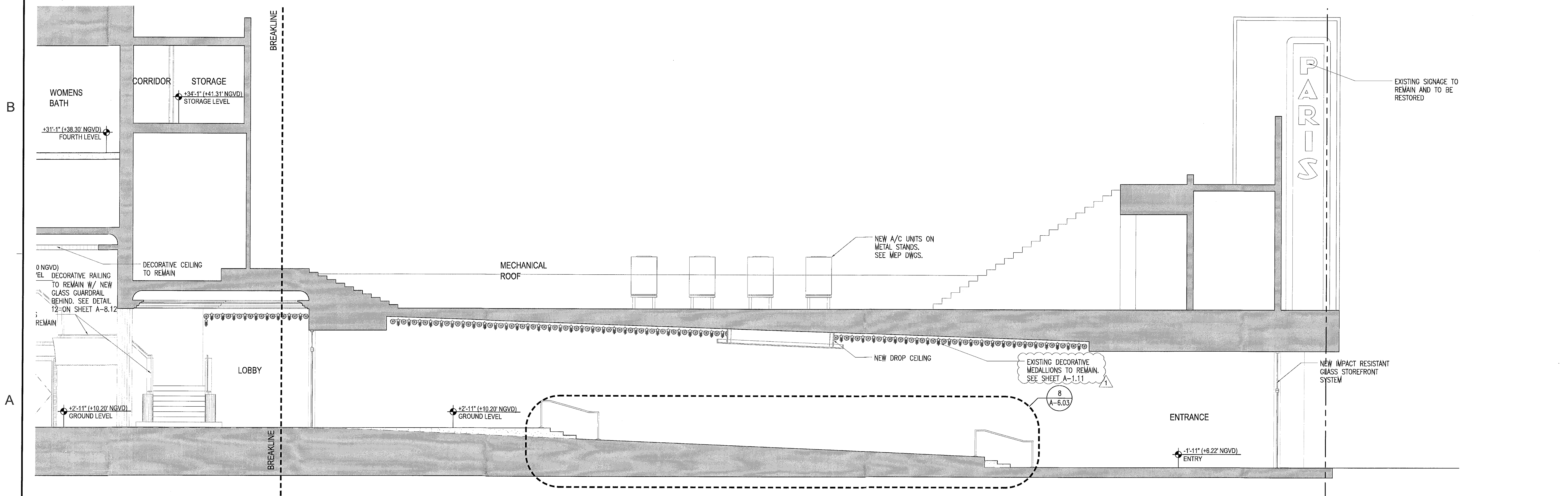
DRAWN BY: MD,JO
CHECKED BY: JG
DATE: 09-08-11

A-5.01



ENLARGED SECTION 1- LOOKING NORTH

SCALE: 3/16"=1'-0"



ENLARGED SECTION 1- LOOKING NORTH


SCALE: 3/16"=1'-0"

REVISIONS / SUBMISSIONS	
△	BLDG DEPT COMMENTS 10-25-11
△	BLDG DEPT COMMENTS 11-21-11
△	
△	
△	
△	
△	
△	
△	
△	

1151
 ALL DRAWINGS AND WRITTEN MATERIAL APPEARING HEREIN CONSTITUTE THE ORIGINAL AND UNPUBLISHED WORK OF KOBI KARP AND MAY NOT BE REPRODUCED, COPIED, OR TRANSMITTED IN ANY FORM OR BY ANY MEANS, WITHOUT THE EXPRESS WRITTEN CONSENT OF KOBI KARP ARCHITECTURE & INTERIOR DESIGN, INC. AIA (F) 2011.

BAMBOO GROUP INC.
 550 WASHINGTON AVENUE
 MIAMI BEACH, FLORIDA


ENLARGED SECTIONS



NOV 22 2011
 Lic. # AR0012578

ARCHITECTURE
 INTERIOR DESIGN
 PLANNING

AIA ASID NCARB
 2915 Biscayne Boulevard
 Suite 200
 Miami, FL 33137
 P. 305.572.8318
 F. 305.572.3786
 WWW.KOBIKARP.COM



DRAWN BY: MD_JO
 CHECKED BY: JG
 DATE: 09-08-11

A-5.02

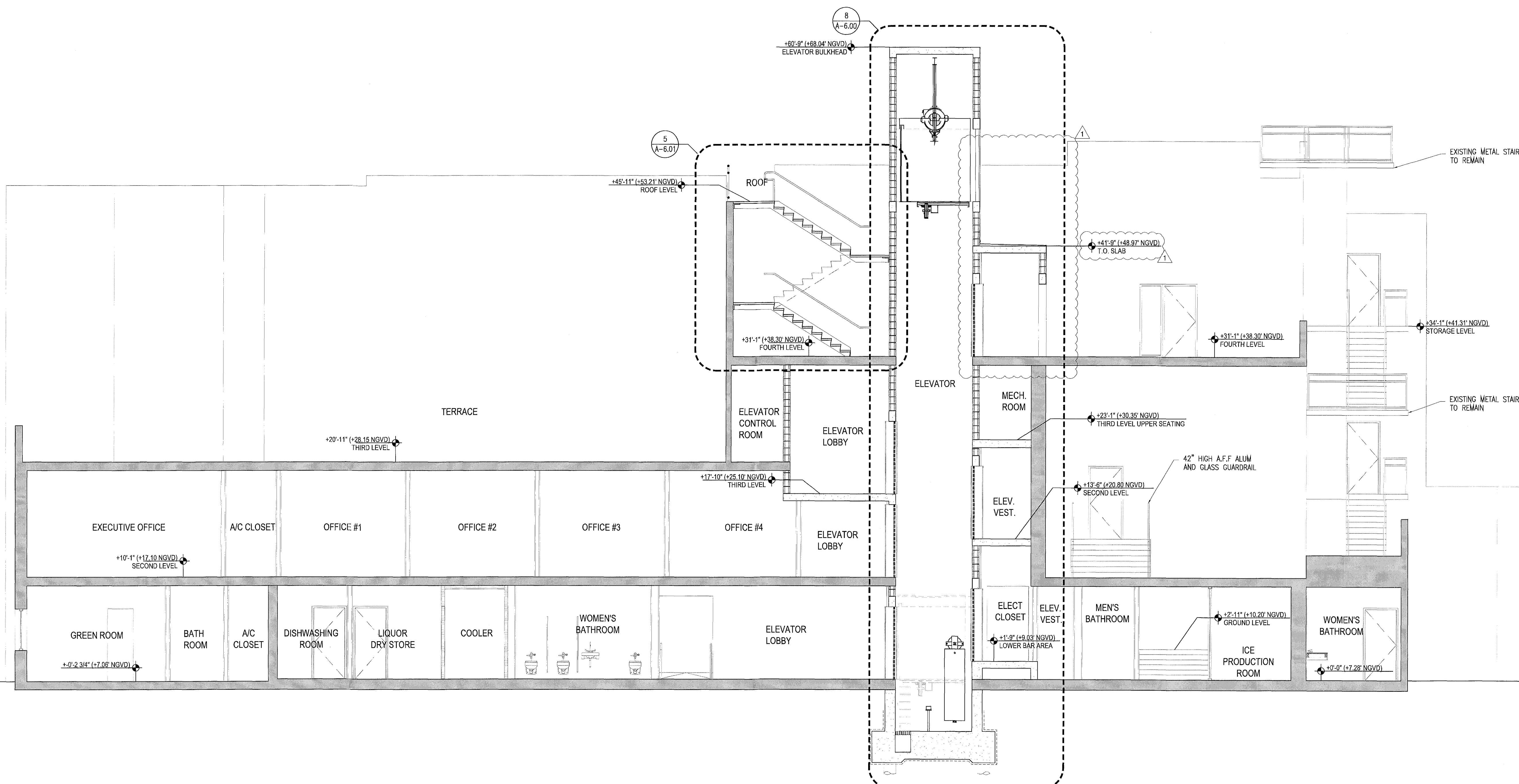
1 2 3 4 5

D

C

B

A



ENLARGED SECTION 2- LOOKING NORTH
 SCALE: 3/16"=1'-0"

REVISIONS / SUBMISSIONS	
△	BLDG DEPT COMMENTS 10-25-11
△	
△	
△	
△	
△	
△	
△	
△	
△	

1151

ALL DRAWINGS AND WRITTEN MATERIAL APPEARING HEREIN CONSTITUTE THE ORIGINAL AND UNPUBLISHED WORK OF KOBBI KARP AND MAY NOT BE REPRODUCED, COPIED, OR DISCLOSED WITHOUT THE EXPRESS WRITTEN CONSENT OF KOBBI KARP ARCHITECTURE & INTERIOR DESIGN, INC. 04-03-2011

BAMBOO GROUP INC.
 550 WASHINGTON AVENUE
 MIAMI BEACH, FLORIDA

ENLARGED SECTIONS

NOV 03 2011
 Lic. # AR0012578

ARCHITECTURE
 INTERIOR DESIGN
 PLANNING

AIA ASID NCARB
 2815 Blueway Boulevard
 Suite 200
 Miami, Florida 33137
 P: 305.573.3766
 WWW.KOBIKARP.COM

DRAWN BY:	MD,JO
CHECKED BY:	JG
DATE:	09-08-11

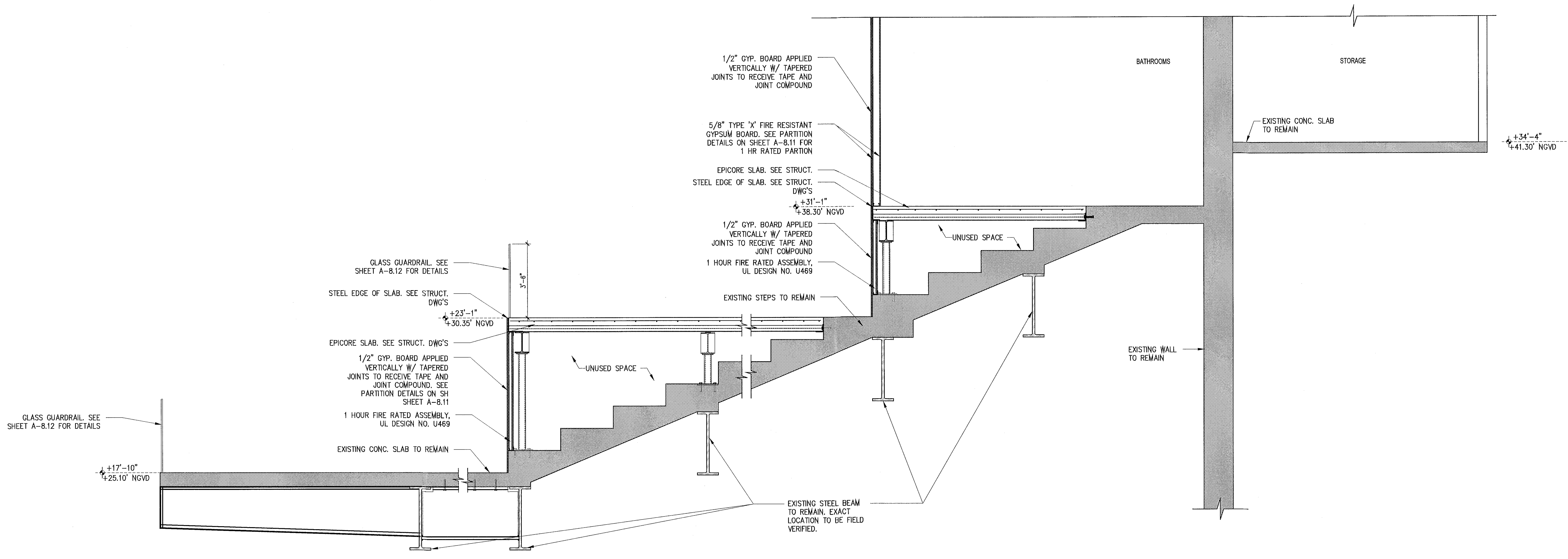
A-5.03

Handwritten initials/signature

Handwritten initials/signature

D
C
B
A

1 2 3 4 5




ENLARGED SECTION 4
SCALE: 3/8"=1'-0"

REVISIONS / SUBMISSIONS	
△	BLDG DEPT COMMENTS 10-25-11
△	BLDG DEPT COMMENTS 11-21-11
△	
△	
△	
△	
△	
△	
△	
△	
△	
△	

1151
ALL DRAWINGS AND WRITTEN MATERIAL APPEARING HEREIN CONSTITUTE THE ORIGINAL AND UNPUBLISHED WORK OF KOBIKARP ARCHITECTURE AND MAY NOT BE REPRODUCED, COPIED, OR DISCLOSED WITHOUT THE EXPRESS WRITTEN CONSENT OF KOBIKARP ARCHITECTURE & INTERIOR DESIGN, INC. AIA # 33111

BAMBOO GROUP INC.
550 WASHINGTON AVENUE
MIAMI BEACH, FLORIDA


ENLARGED SECTIONS



[Signature]
NOV 28 2011
Lic. # AR0012578

ARCHITECTURE
INTERIOR DESIGN
PLANNING

AIA ASID NCARB
2015 Biscayne Boulevard
Suite 200
Miami, Florida 33137
P: 305.572.3768
F: 305.572.3768
WWW.KOBIKARP.COM

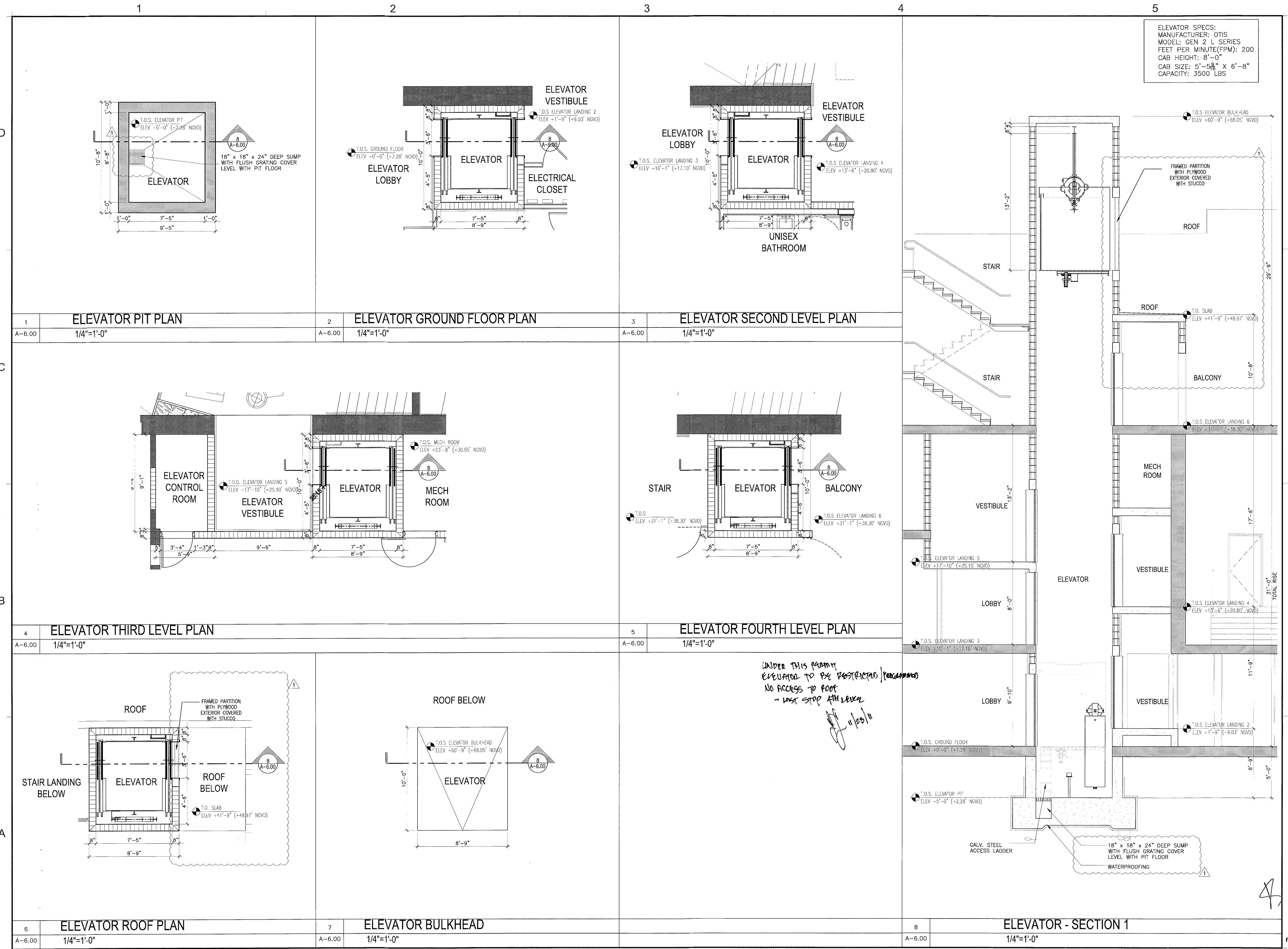


DRAWN BY: MD,JO
CHECKED BY: JG
DATE: 09-08-11

A-5.04

[Handwritten mark]

1 2 3 4 5




ELEVATOR SPECS:
 MANUFACTURER: OTIS
 MODEL: GEN 2 L SERIES
 FEET PER MINUTE(FPM): 200
 CAB HEIGHT: 8'-0"
 CAB SIZE: 5'-5 1/2" X 6'-8"
 CAPACITY: 3500 LBS

REVISIONS / SUBMISSIONS	
1	BLDG DEPT COMMENTS 10-25-11
2	
3	
4	
5	
6	
7	
8	
9	
10	
11	
12	

1151
 ALL DRAWINGS AND WRITTEN MATERIAL APPEARING HEREIN CONSTITUTE THE ORIGINAL AND UNPUBLISHED WORK OF KOBIKARP AND MAY NOT BE REPRODUCED, COPIED, OR DISCLOSED WITHOUT THE EXPRESS WRITTEN CONSENT OF KOBIKARP ARCHITECTURE & INTERIOR DESIGN, INC. AIA (A) 2011.


BAMBOO GROUP INC.
 550 WASHINGTON AVENUE
 MIAMI BEACH, FLORIDA

ELEVATOR PLANS AND SECTIONS



NOV 03 2011
 Lic. # AR0012578

ARCHITECTURE INTERIOR DESIGN PLANNING
 AIA ASID NCARB
 2815 Biscayne Boulevard
 Suite 200
 Miami, Florida 33137
 P. 305 573 3796
 WWW.KOBIKARP.COM



DRAWN BY: MD,JO
 CHECKED BY: JG
 DATE: 09-08-11

A-6.00

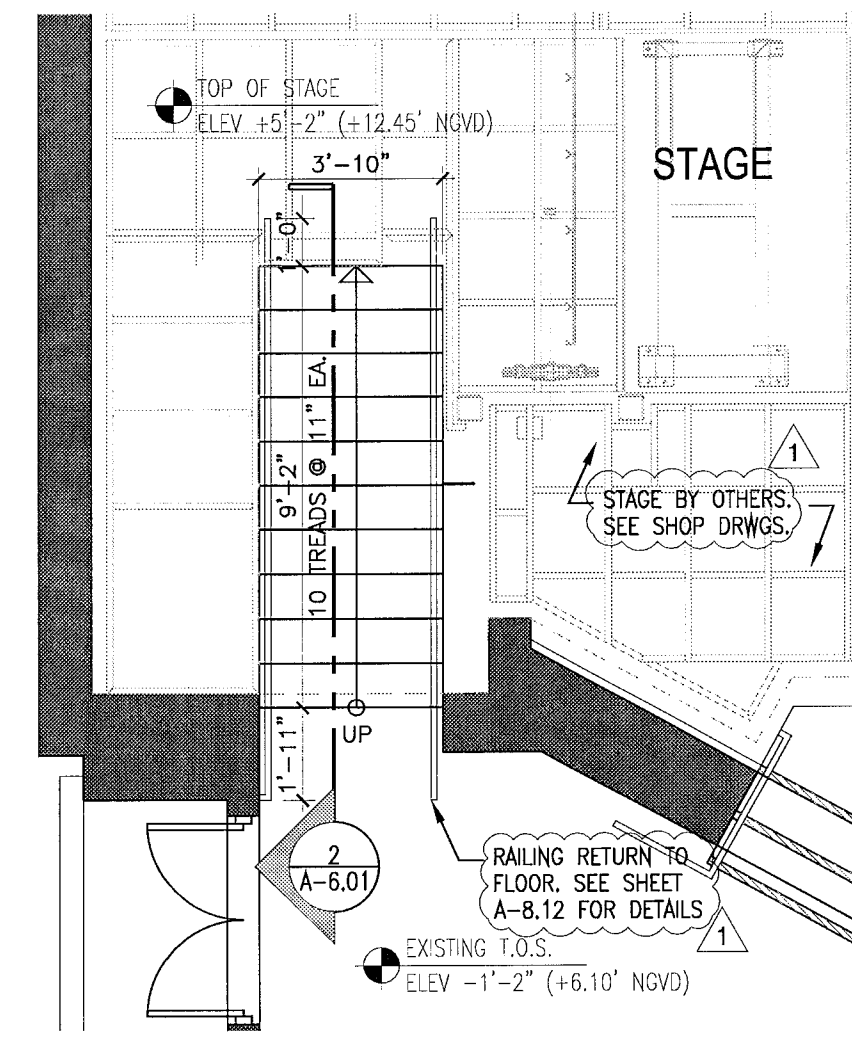
1

2

3

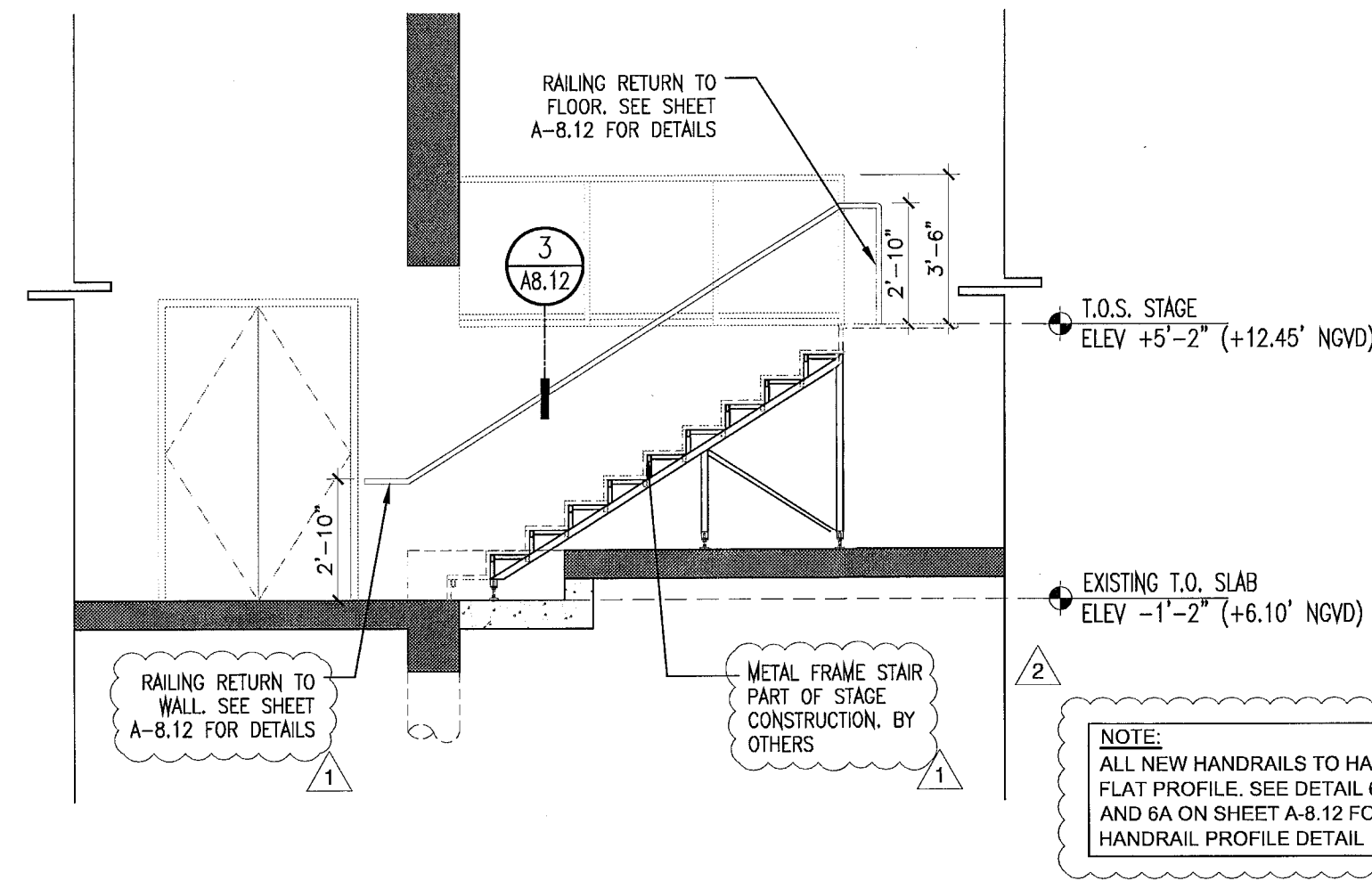
4

5



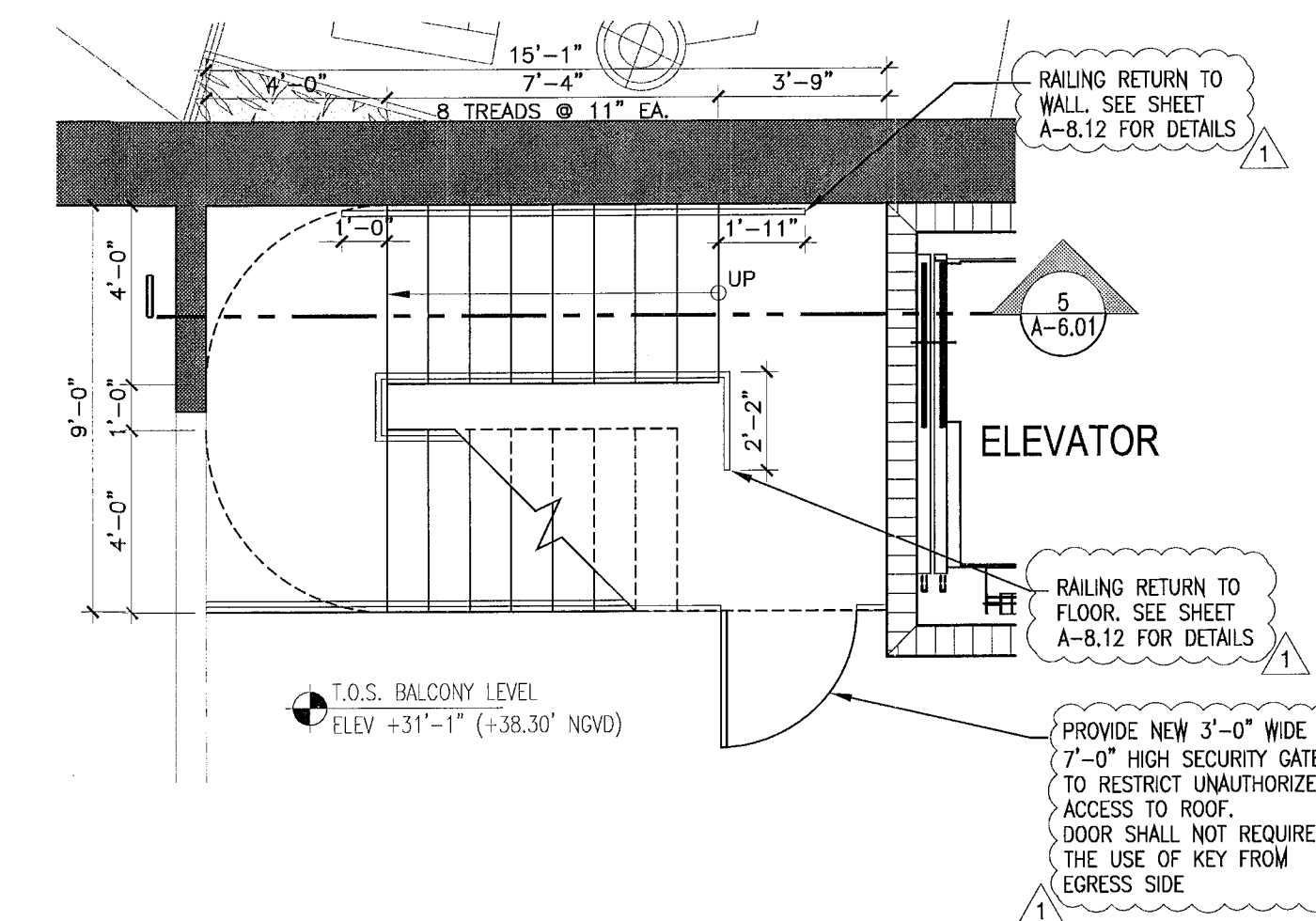
STAIRS TO STAGE - GROUND LEVEL

1
A-6.01
1/4"=1'-0"



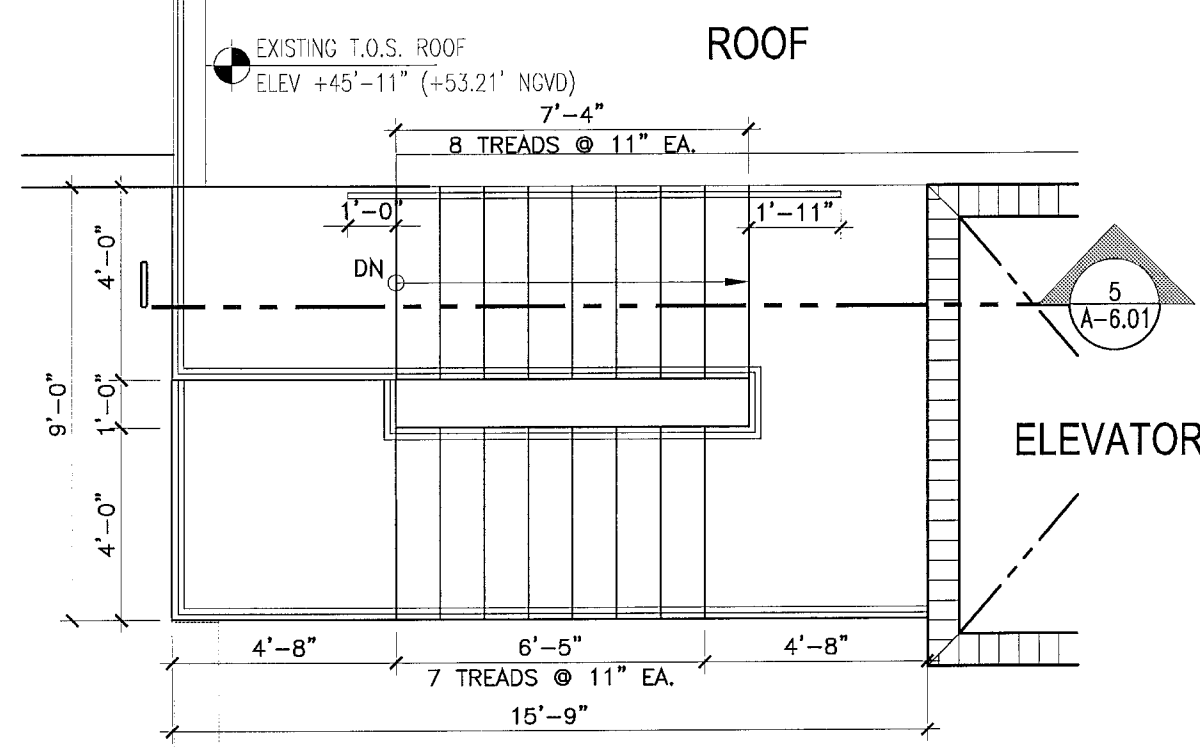
STAIRS TO STAGE - SECTION

2
A-6.01
1/4"=1'-0"



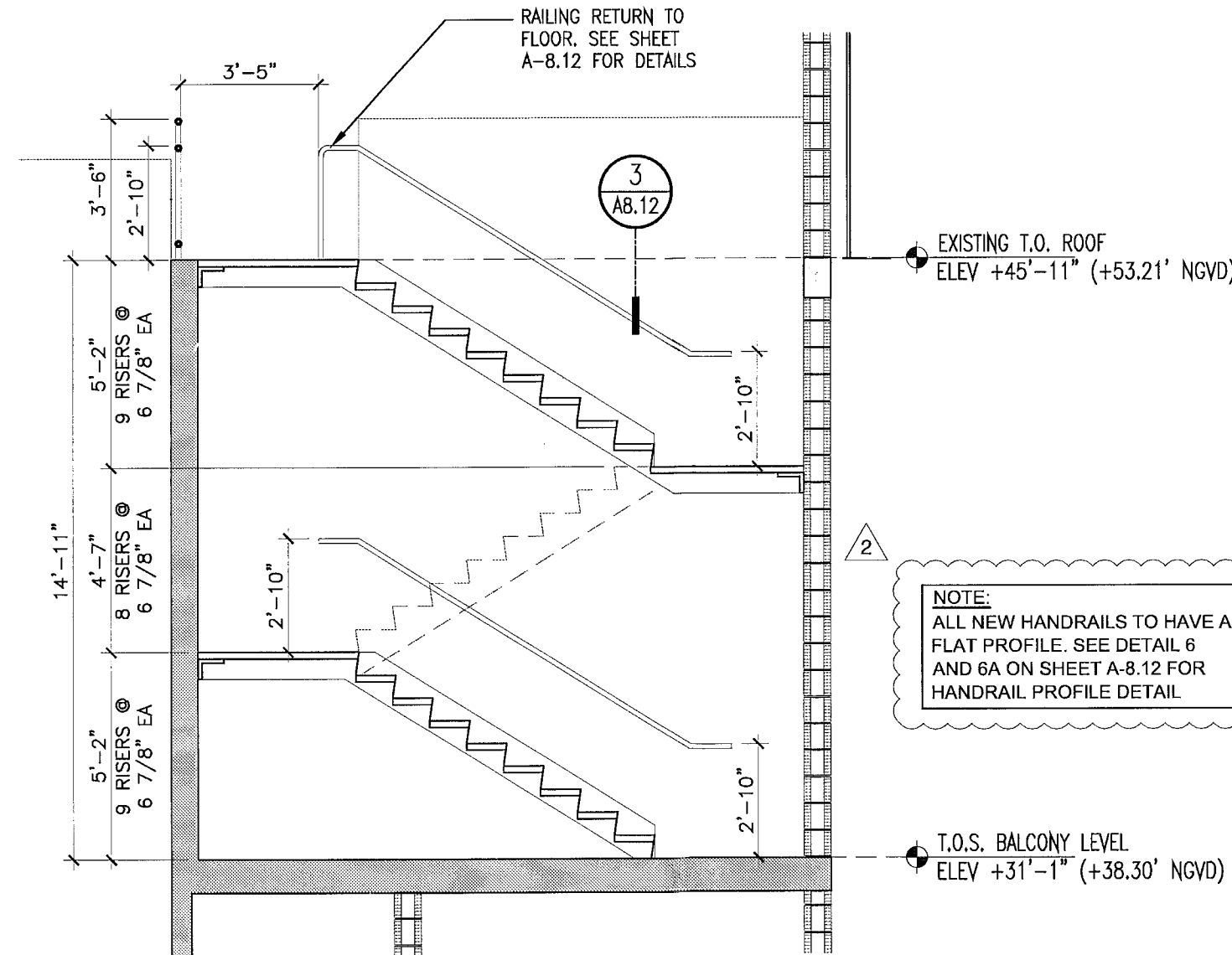
NEW METAL STAIRS - FOURTH LEVEL

3
A-6.01
1/4"=1'-0"



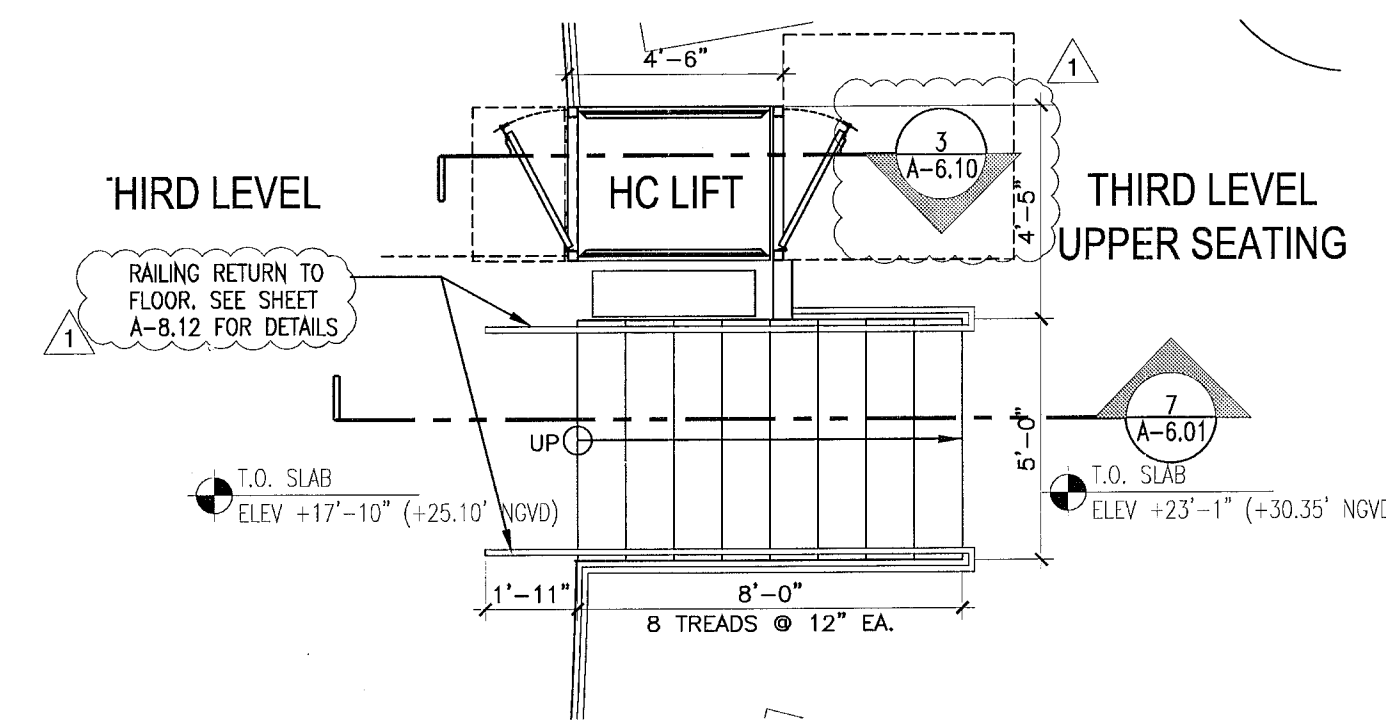
NEW METAL STAIRS - ROOF LEVEL

4
A-6.01
1/4"=1'-0"



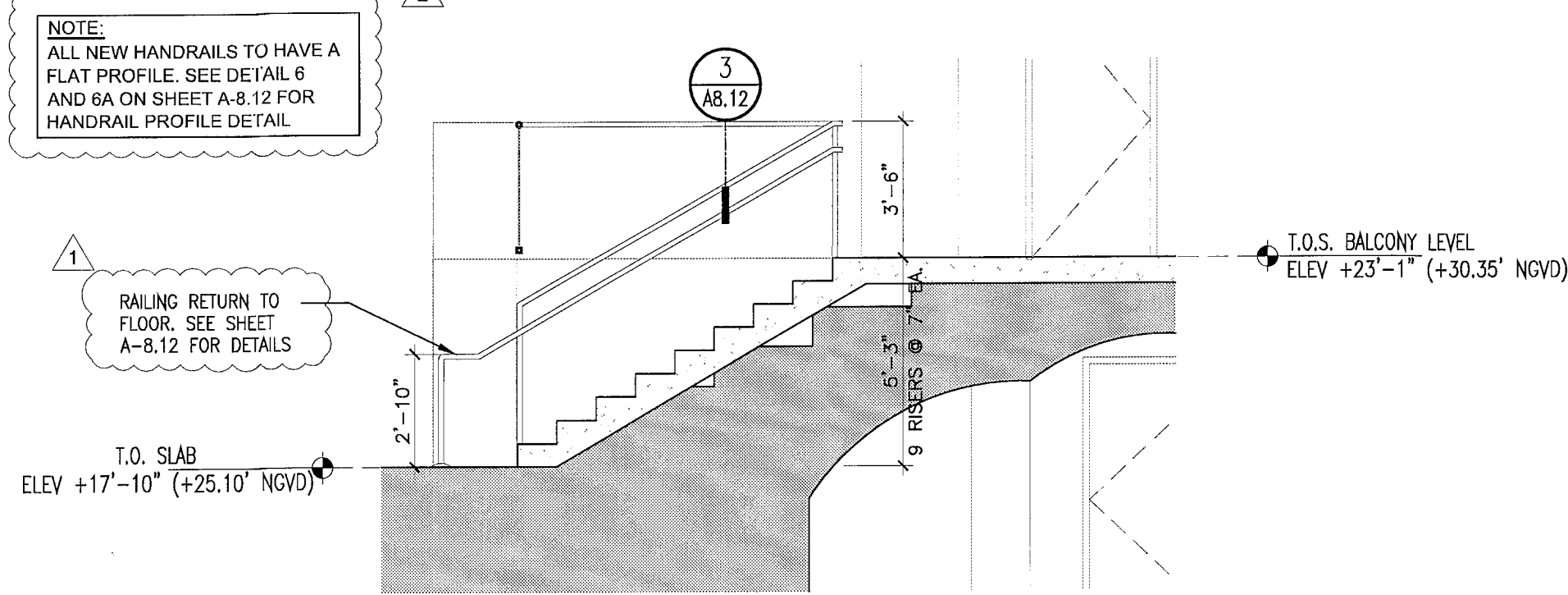
NEW METAL STAIRS - SECTION 1

5
A-6.01
1/4"=1'-0"



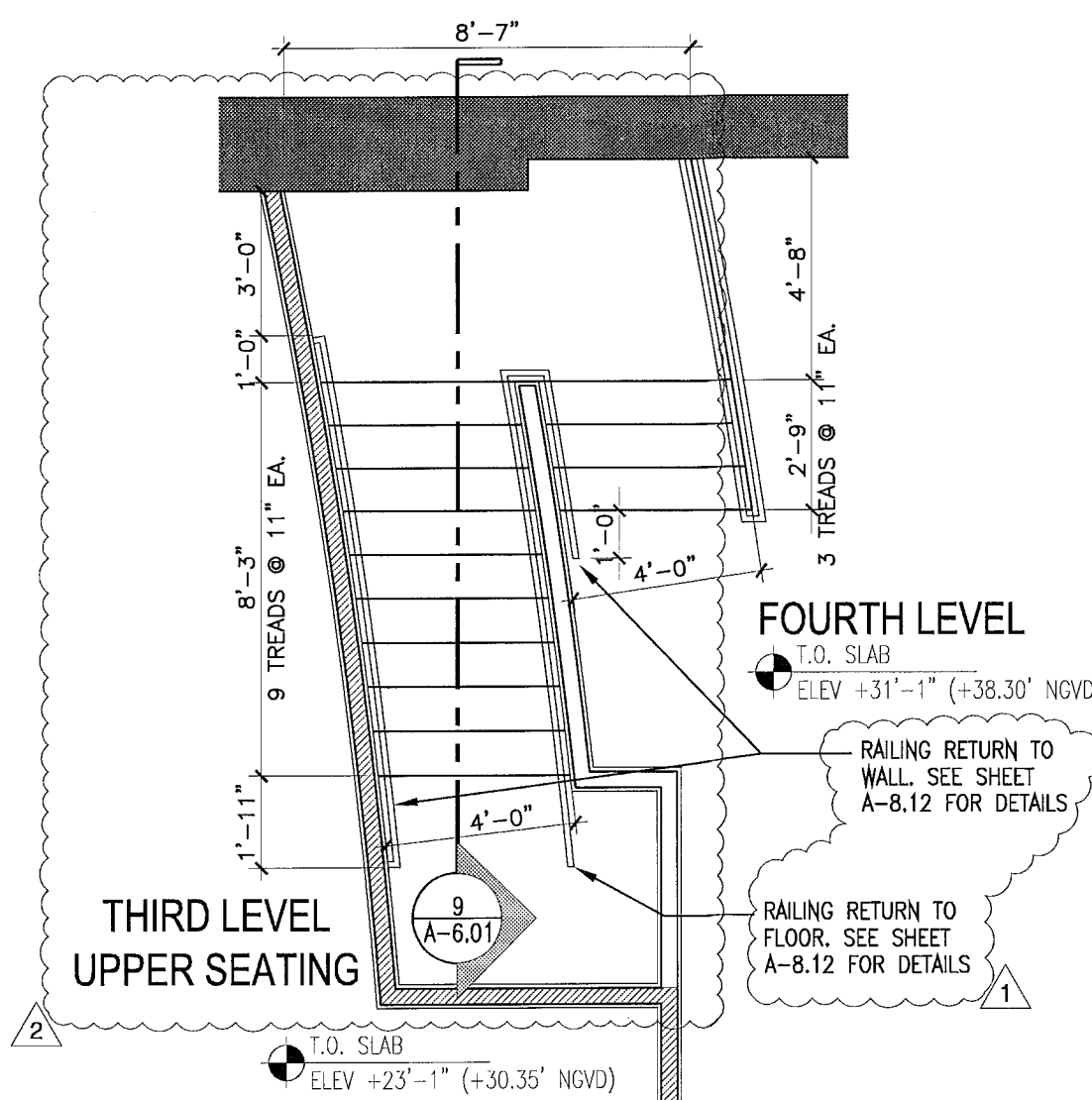
STAIRS TO THIRD LEVEL STEPPED SEATING

6
A-6.01
1/4"=1'-0"



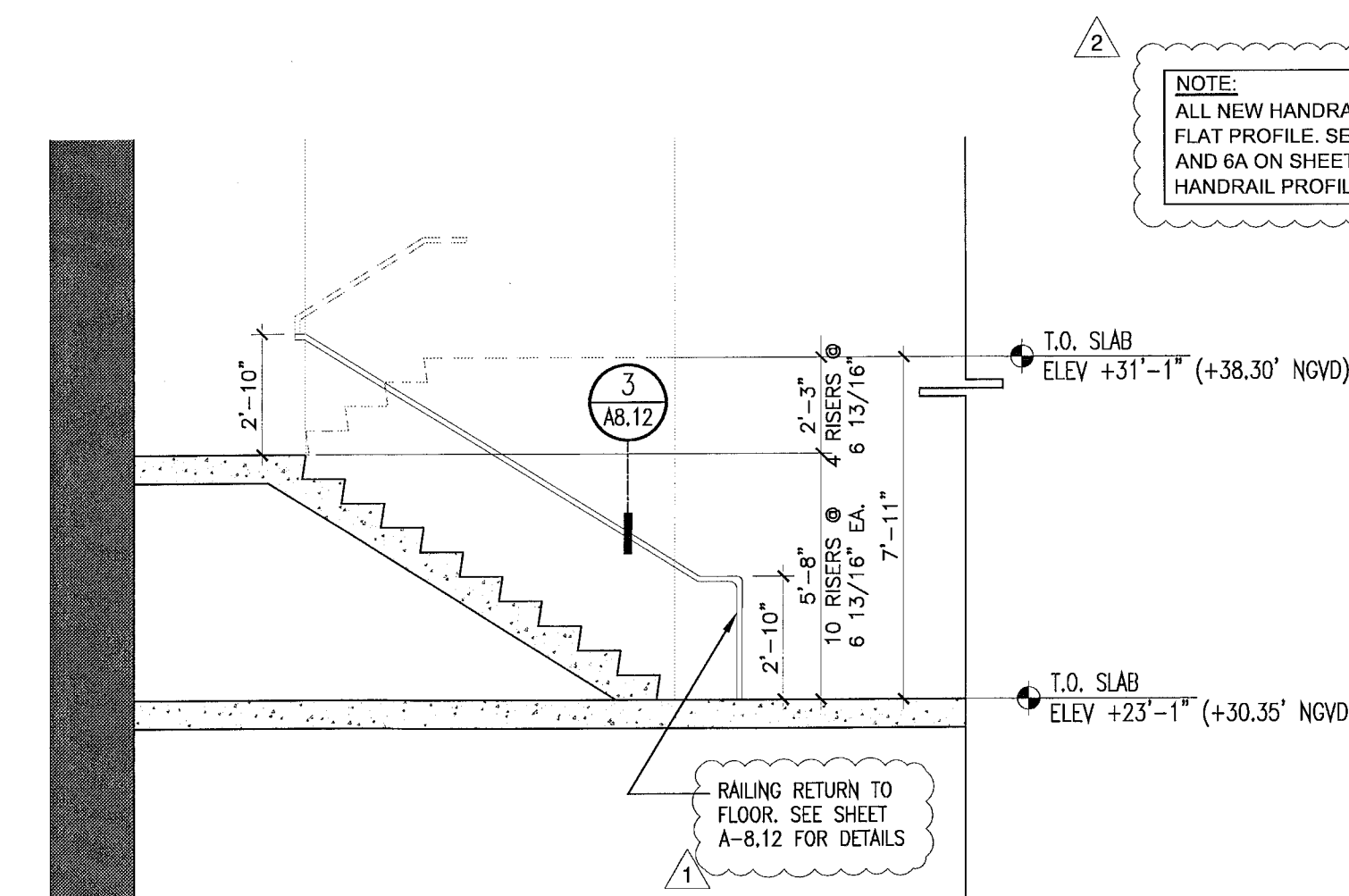
STAIRS TO THIRD LEVEL STEPPED SEATING - SECTION

7
A-6.01
1/4"=1'-0"



STAIRS TO FOURTH LEVEL

8
A-6.01
1/4"=1'-0"



STAIRS TO FOURTH LEVEL - SECTION

9
A-6.01
1/4"=1'-0"

REVISIONS / SUBMISSIONS	
1	BLDG DEPT COMMENTS 10-25-11
2	BLDG DEPT COMMENTS 11-21-11
3	
4	
5	
6	
7	
8	
9	
10	
11	
12	

1151


ALL DRAWINGS AND WRITTEN MATERIAL APPEARING HEREIN CONSTITUTE THE ORIGINAL AND UNPUBLISHED WORK OF BAMBOO GROUP INC. AND MAY NOT BE REPRODUCED, COPIED, USED, OR DISCLOSED WITHOUT THE EXPRESS WRITTEN CONSENT OF BAMBOO GROUP ARCHITECTURE & INTERIOR DESIGN, INC. AA 09 2011

BAMBOO GROUP INC.
550 WASHINGTON AVENUE
MIAMI BEACH, FLORIDA

STAIRS PLANS
AND SECTIONS

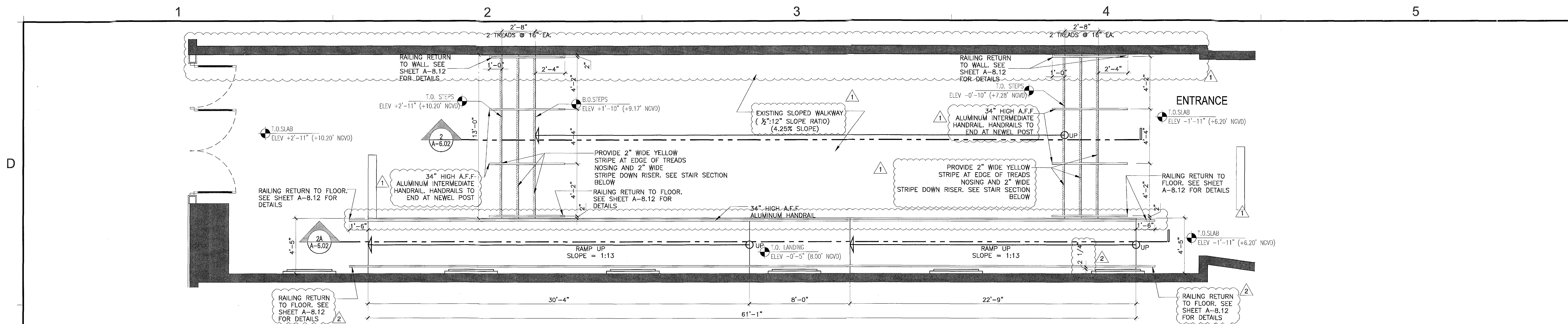
NOV 20 2011
Lic. # AR0012578

ARCHITECTURE
INTERIOR DESIGN
PLANNING
AIA ASID NCARB
2915 Biscayne Boulevard
Miami, Florida 33137
O: 305.573.8178
F: 305.573.3766
WWW.KOBIKARP.COM

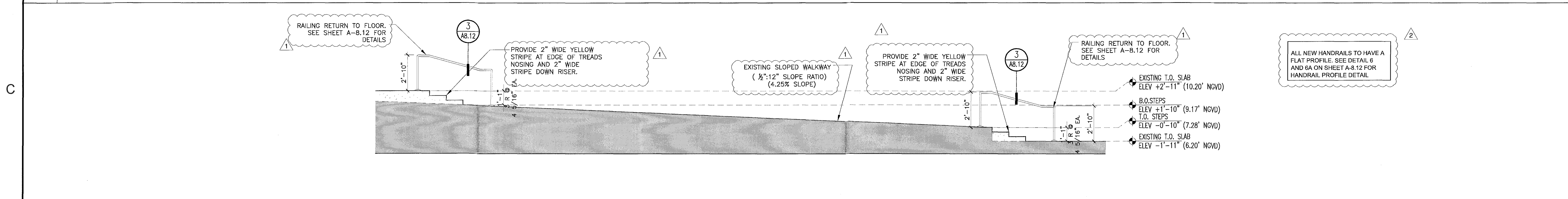


DRAWN BY: MD,JO
CHECKED BY: JG
DATE: 09-08-11

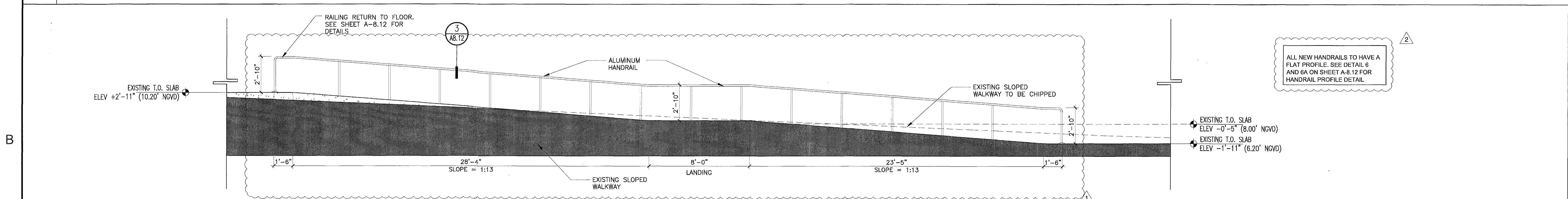
A-6.01



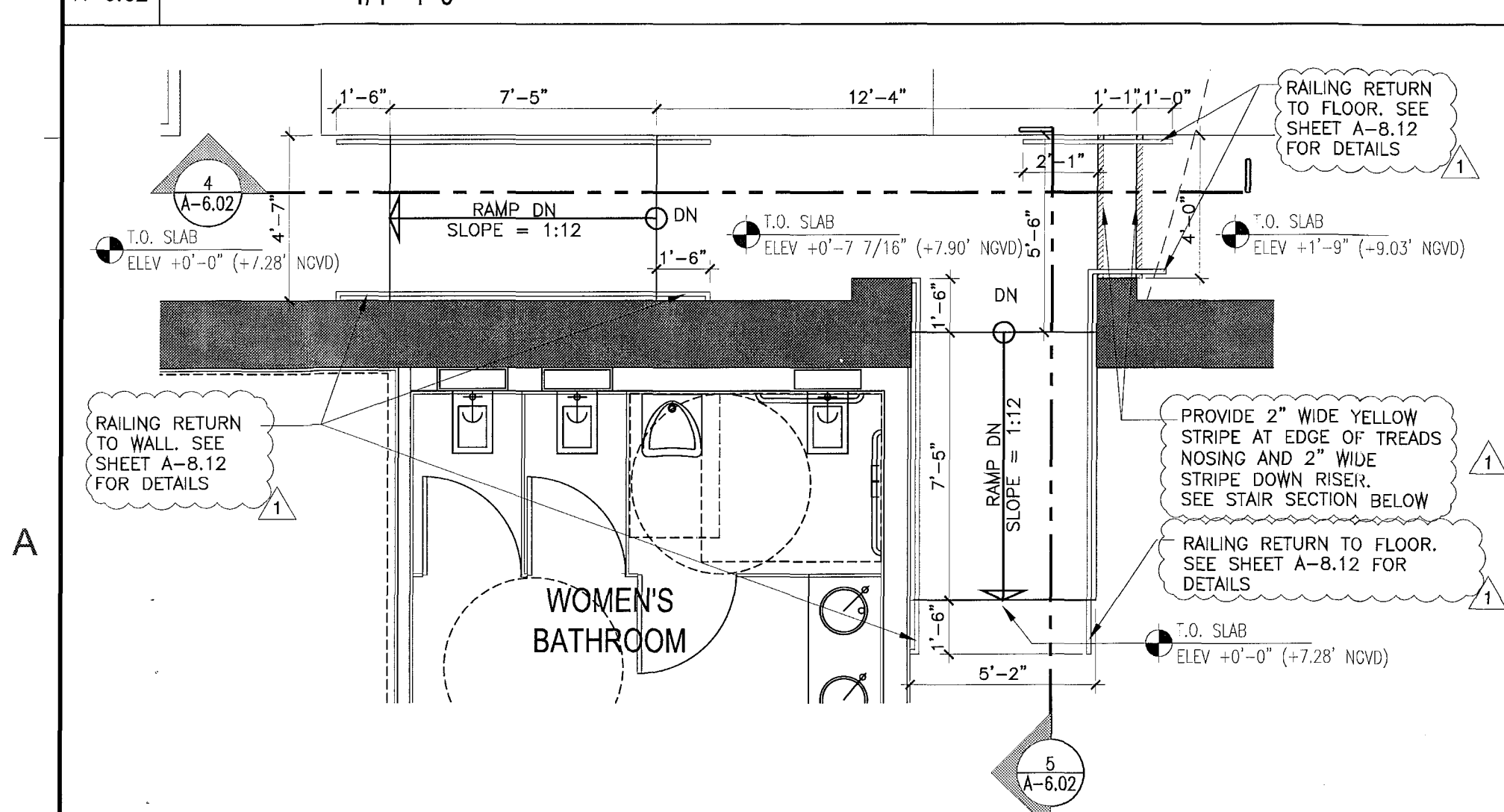
1 RAMP AT ENTRY - GROUND LEVEL
A-6.02 1/4"=1'-0"



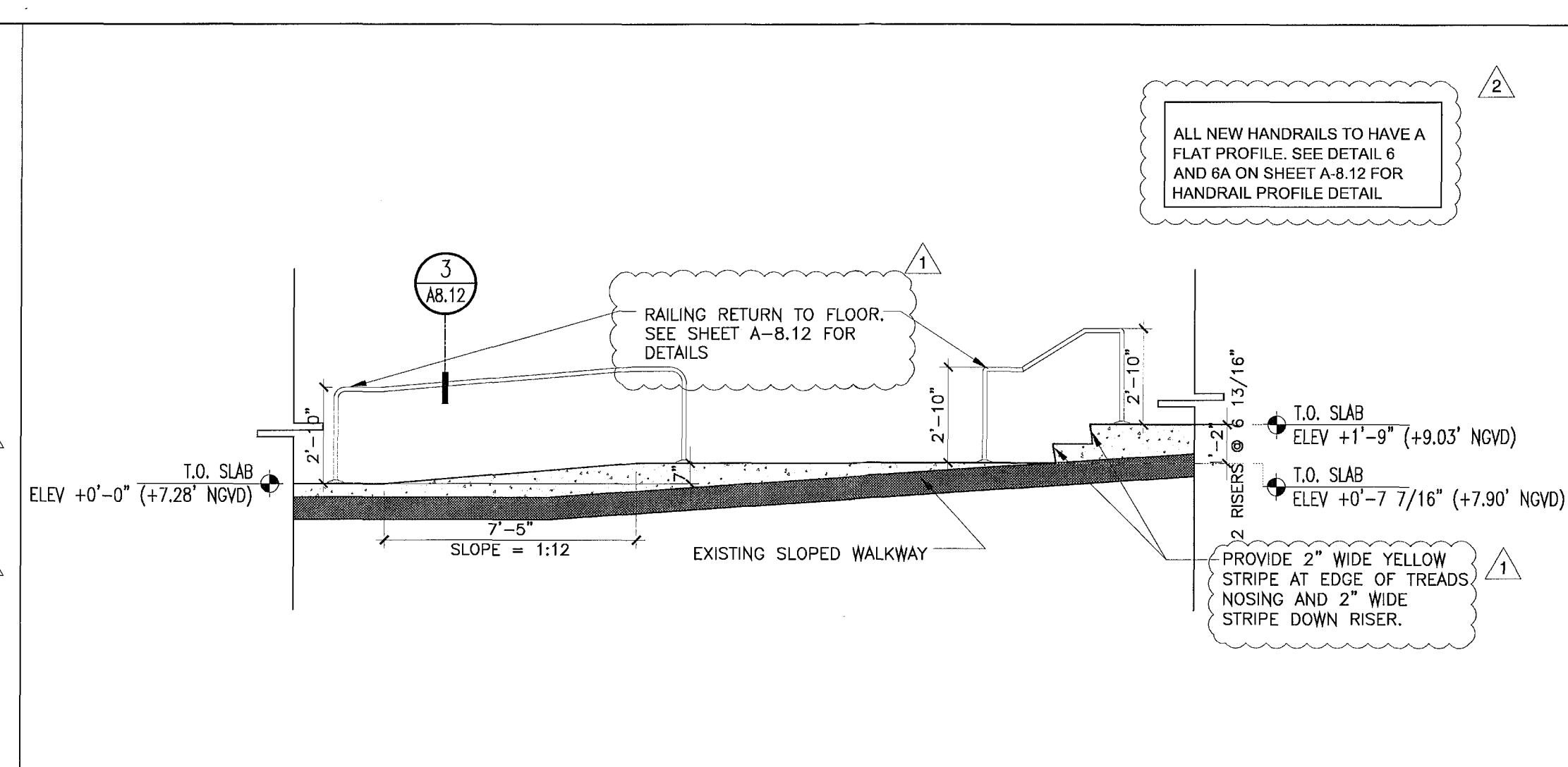
2 RAMP AT ENTRY - GROUND FLOOR - SECTION 2
A-6.02 1/4"=1'-0"



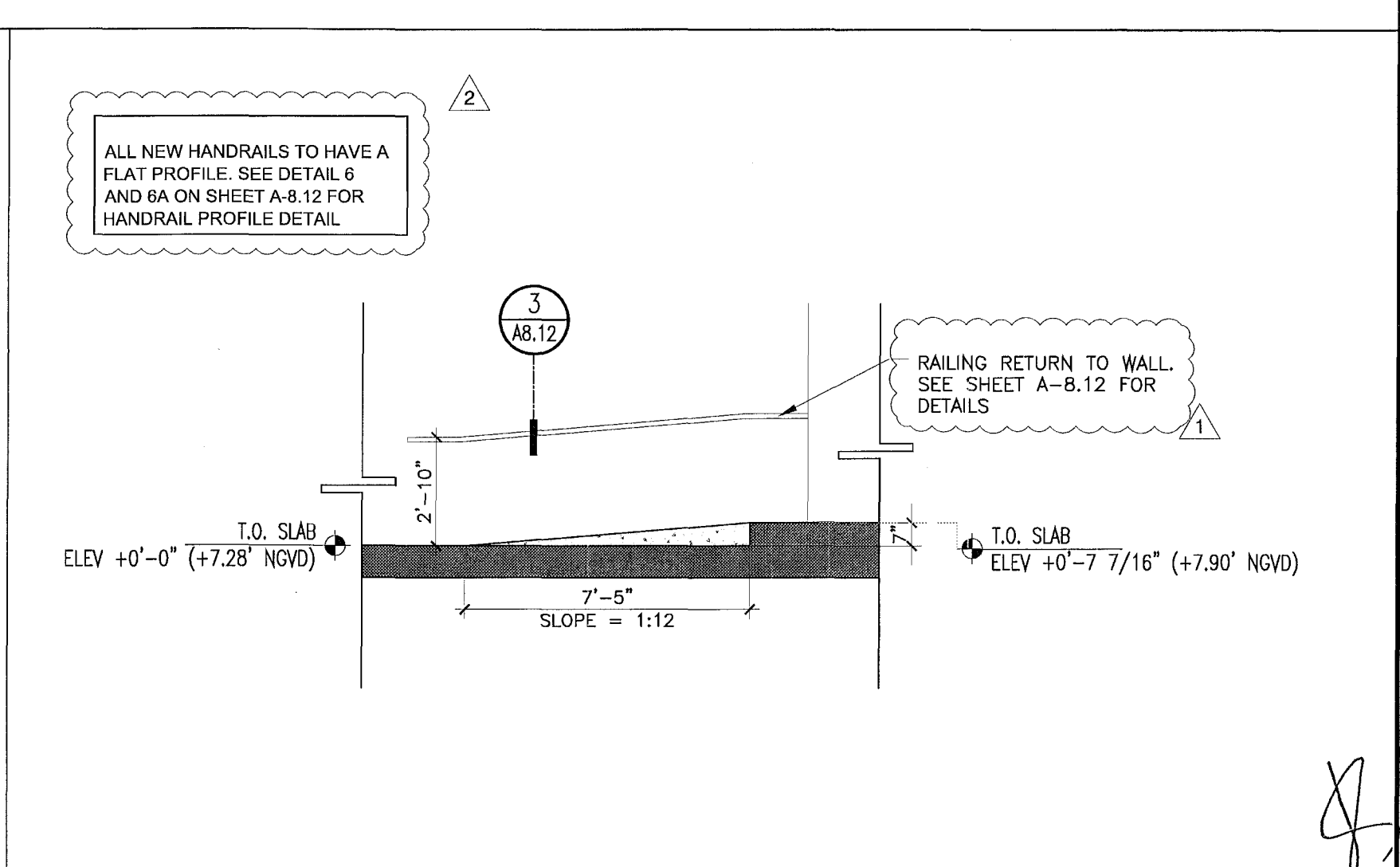
2A RAMP AT ENTRY - GROUND FLOOR - SECTION 2
A-6.02 1/4"=1'-0"



3 RAMPS AT GROUND FLOOR
A-6.02 1/4"=1'-0"



4 RAMPS AT GROUND FLOOR - SECTION 1
A-6.02 1/4"=1'-0"



5 RAMPS AT GROUND FLOOR - SECTION 2
A-6.02 1/4"=1'-0"

REVISIONS / SUBMISSIONS

△1	BLDG DEPT COMMENTS 10-25-11
△2	BLDG DEPT COMMENTS 11-21-11
△3	
△4	
△5	
△6	
△7	
△8	
△9	
△10	
△11	
△12	

1151

ALL DRAWINGS AND WRITTEN MATERIAL APPEARING HEREON CONSTITUTE THE ORIGINAL AND UNPUBLISHED WORK OF KOBKARP INC. AND MAY NOT BE REPRODUCED, COPIED, OR DISCLOSED WITHOUT THE EXPRESS WRITTEN CONSENT OF KOBKARP ARCHITECTURE & INTERIOR DESIGN, INC. (A-02) 2011.

BAMBOO GROUP INC.
550 WASHINGTON AVENUE
MIAMI BEACH, FLORIDA

**RAMP AND STAIR PLANS
AND SECTIONS**

© 2011

Lic. # AR0012578

ARCHITECTURE
INTERIOR DESIGN
PLANNING

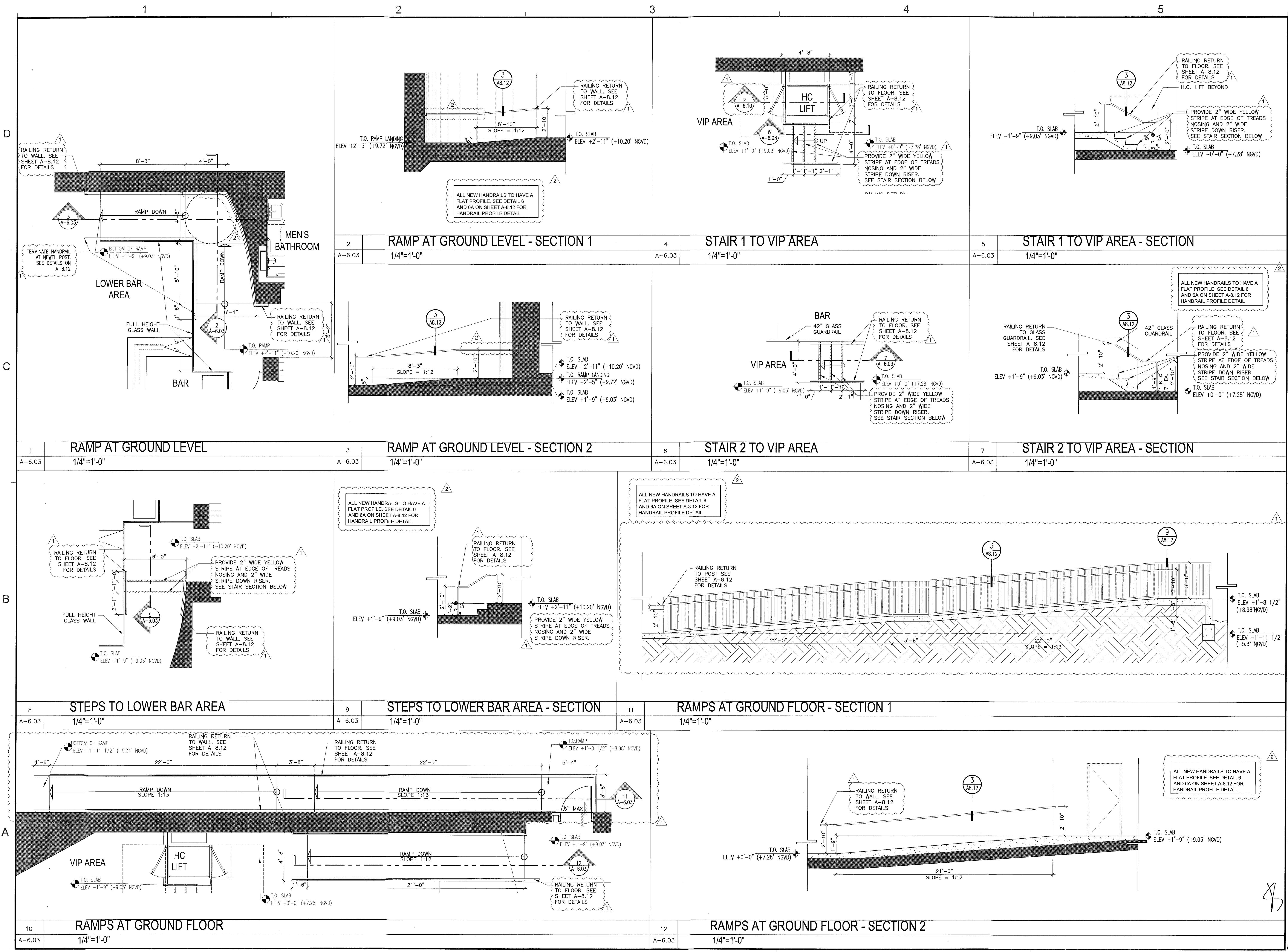
AIA ASID NCARB

2816 Biscayne Boulevard
Miami, Florida 33137
P: 305.573.3788
WWW.KOBKARP.COM

**K O B I
K A R P**

DRAWN BY: MD,JO
CHECKED BY: JG
DATE: 09-08-11

A-6.02



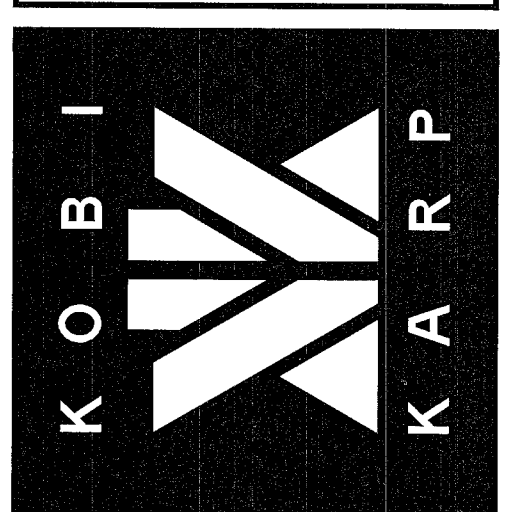
REVISIONS / SUBMISSIONS	
1	BLDG DEPT COMMENTS 10-25-11
2	BLDG DEPT COMMENTS 11-21-11
3	
4	
5	
6	
7	
8	
9	
10	
11	
12	

1151
 ALL DRAWINGS AND WRITTEN MATERIAL, APPROVED HEREIN, CONSTITUTE THE ORIGINAL AND UNPUBLISHED WORKS OF KOB I KARP AND MAY NOT BE REPRODUCED, COPIED, OR OTHERWISE USED WITHOUT THE EXPRESS WRITTEN CONSENT OF KOB I KARP ARCHITECTURE & INTERIOR DESIGN, INC. (A) 09-2011.

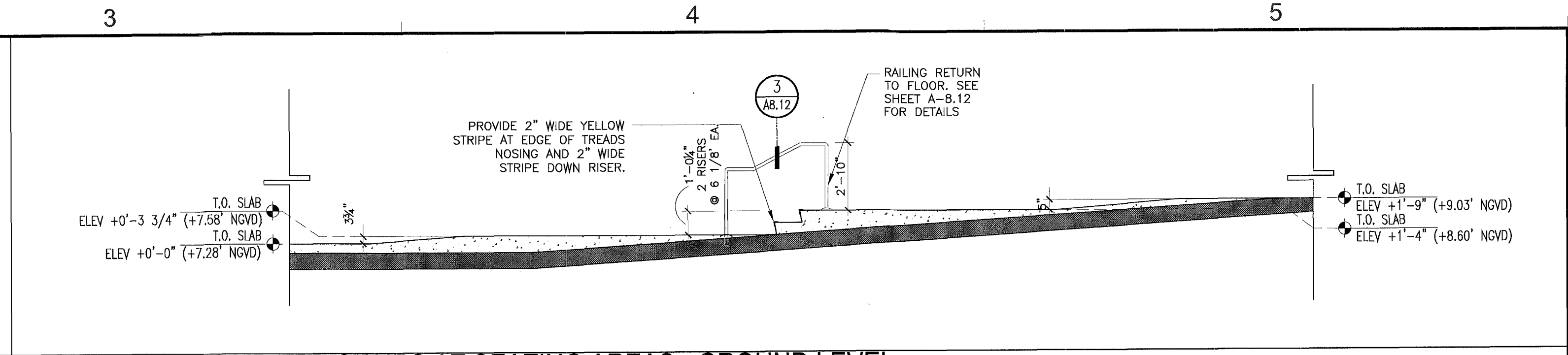
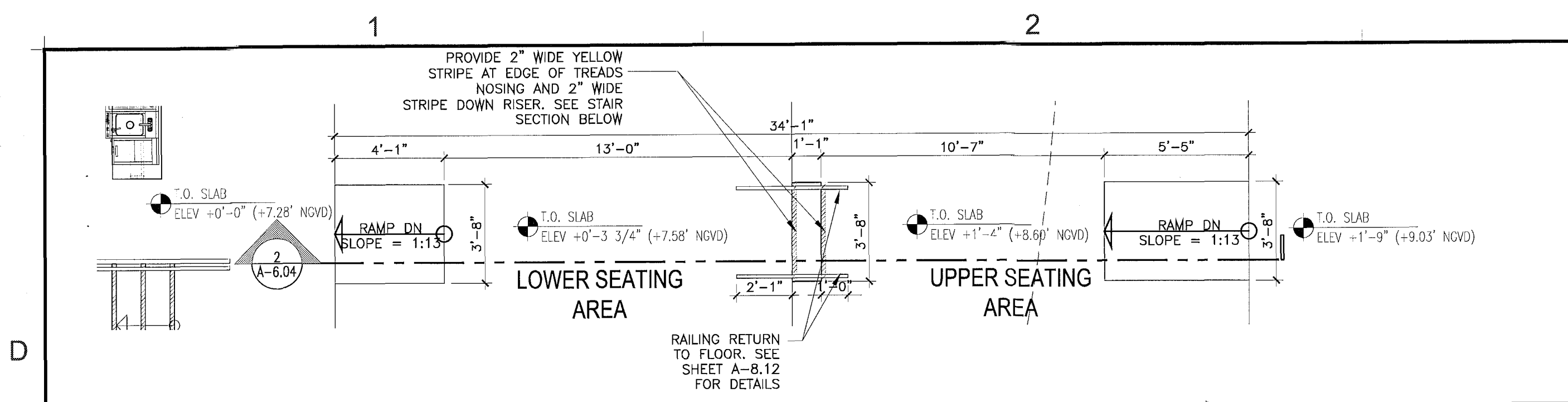
BAMBOO GROUP INC.
 550 WASHINGTON AVENUE
 MIAMI BEACH, FLORIDA
**RAMP AND STAIR PLANS
 AND SECTIONS**

ARCHITECTURE
 INTERIOR DESIGN
 PLANNING
 AIA ASID NCARB
 2915 Biscayne Boulevard
 Miami, Florida 33137
 C: 305.673.1818
 F: 305.673.3786
 WWW.KOBIKARP.COM
 Lic. # AR0012578

ARCHITECTURE
 INTERIOR DESIGN
 PLANNING
 AIA ASID NCARB
 2915 Biscayne Boulevard
 Miami, Florida 33137
 C: 305.673.1818
 F: 305.673.3786
 WWW.KOBIKARP.COM


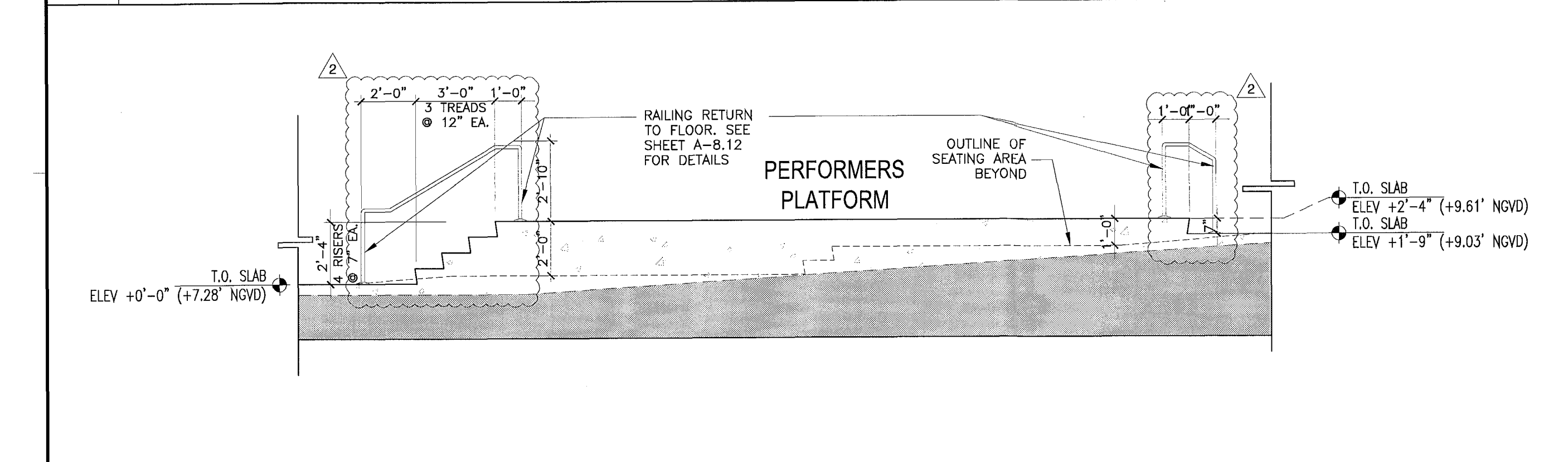


DRAWN BY: MD,JO
 CHECKED BY: JG
 DATE: 09-08-11
A-6.03



1 RAMP AND STAIRS AT SEATING AREAS - GROUND LEVEL
A-6.04 1/4"=1'-0"

2 RAMP AND STAIRS AT SEATING AREAS - GROUND LEVEL
A-6.04 1/4"=1'-0"



3 STAIRS AT CATWALK - GROUND FLOOR
A-6.04 1/4"=1'-0"


REVISIONS / SUBMISSIONS	
△	BLDG DEPT COMMENTS 10-25-11
△	BLDG DEPT COMMENTS 11-21-11
△	
△	
△	
△	
△	
△	
△	
△	
△	

1151

ALL DRAWINGS AND WRITTEN MATERIAL APPEARING HEREIN CONSTITUTE THE ORIGINAL AND UNPUBLISHED WORK OF KOBBI KARP AND MAY NOT BE REPRODUCED, COPIED, OR DISCLOSED WITHOUT THE EXPRESS WRITTEN CONSENT OF KOBBI KARP ARCHITECTURE & INTERIOR DESIGN, INC. AA 01-2011

BAMBOO GROUP INC.
550 WASHINGTON AVENUE
MIAMI BEACH, FLORIDA


RAMP AND STAIR PLANS AND SECTIONS



[Signature]
Lic. # AR0012578

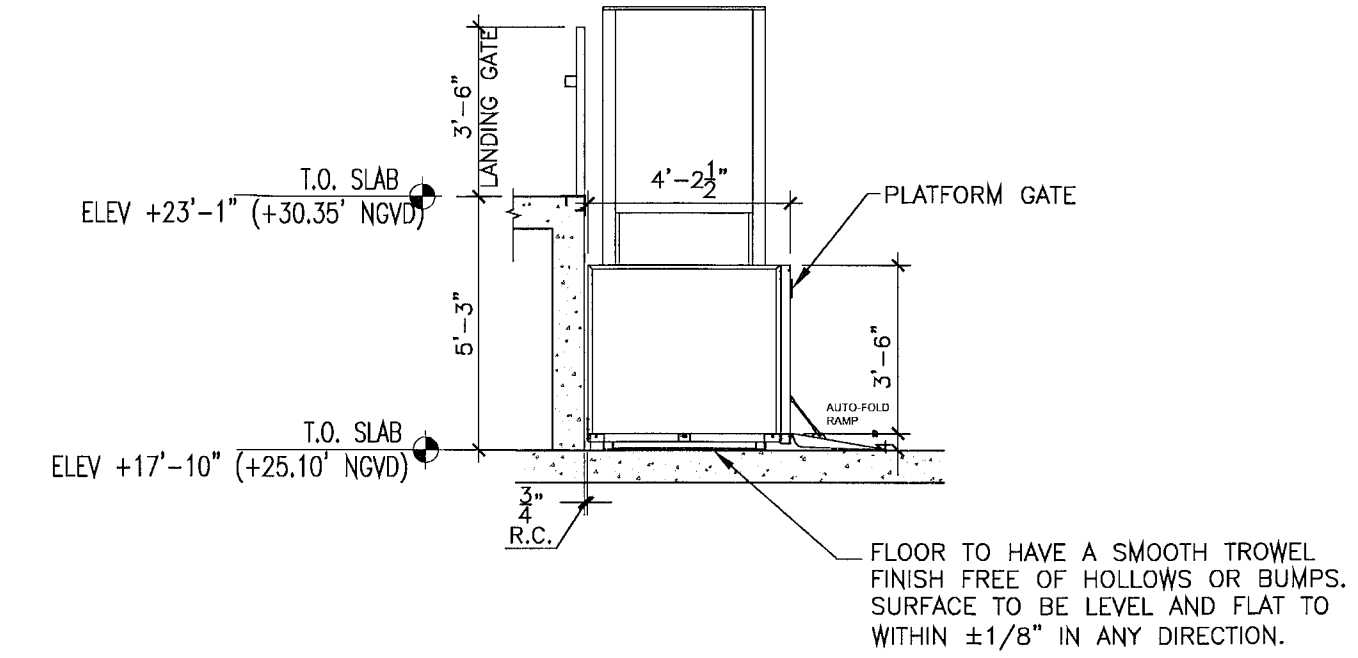
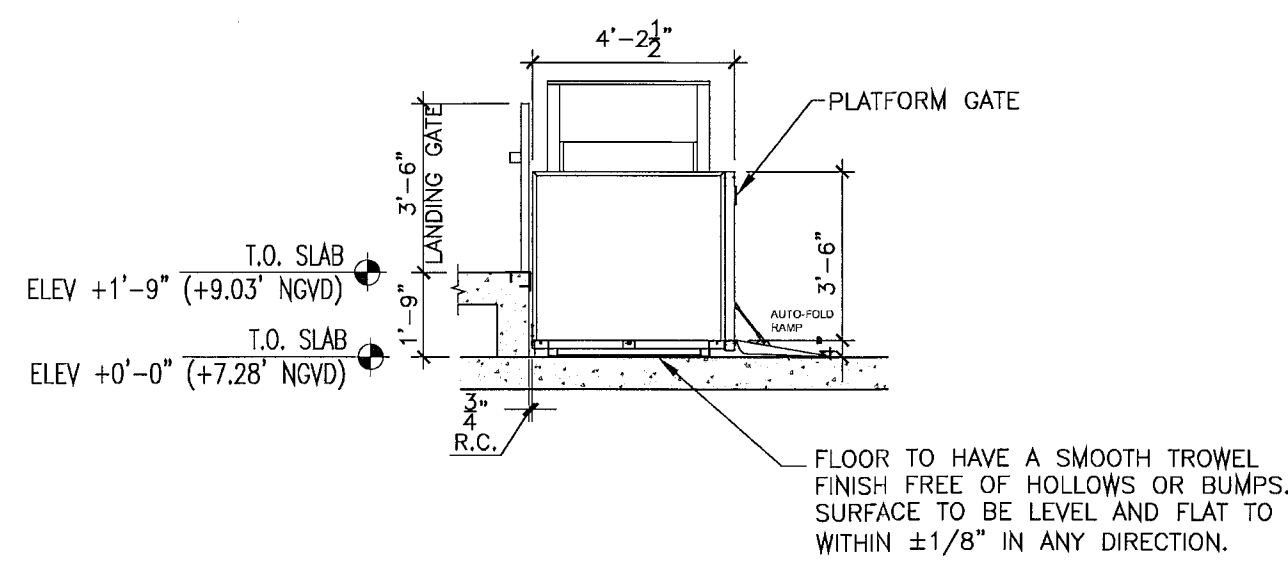
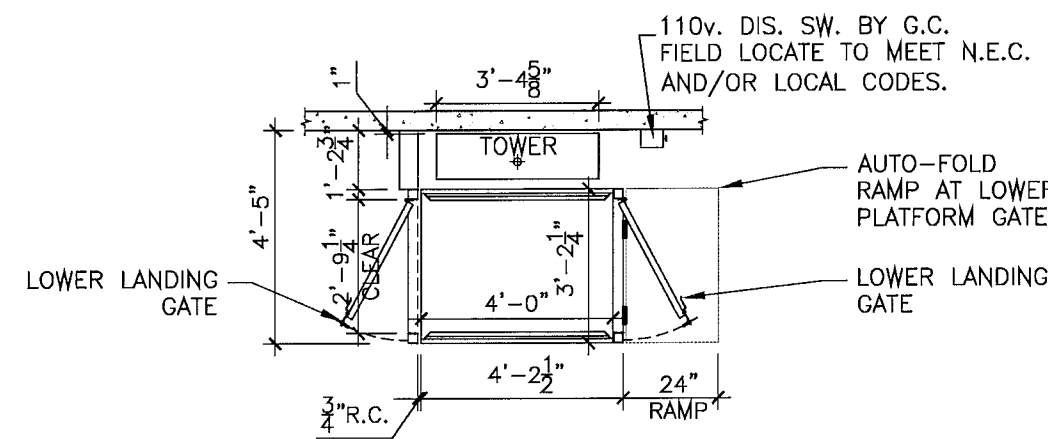
ARCHITECTURE
INTERIOR DESIGN
PLANNING

AIA ASID NCARB
2915 Biscayne Boulevard
Suite 200
Miami, Florida 33137
C: 305.573.1818
F: 305.573.0768
WWW.KOBIKARP.COM



DRAWN BY: MD,JO
CHECKED BY: JG
DATE: 09-08-11

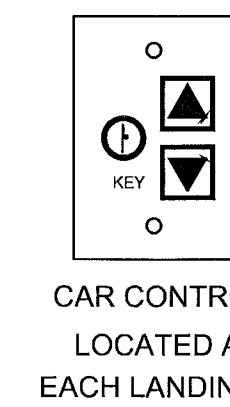
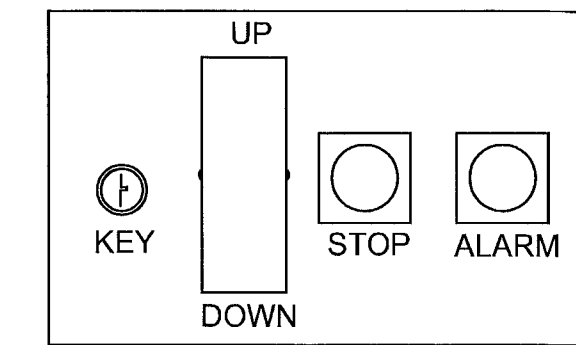
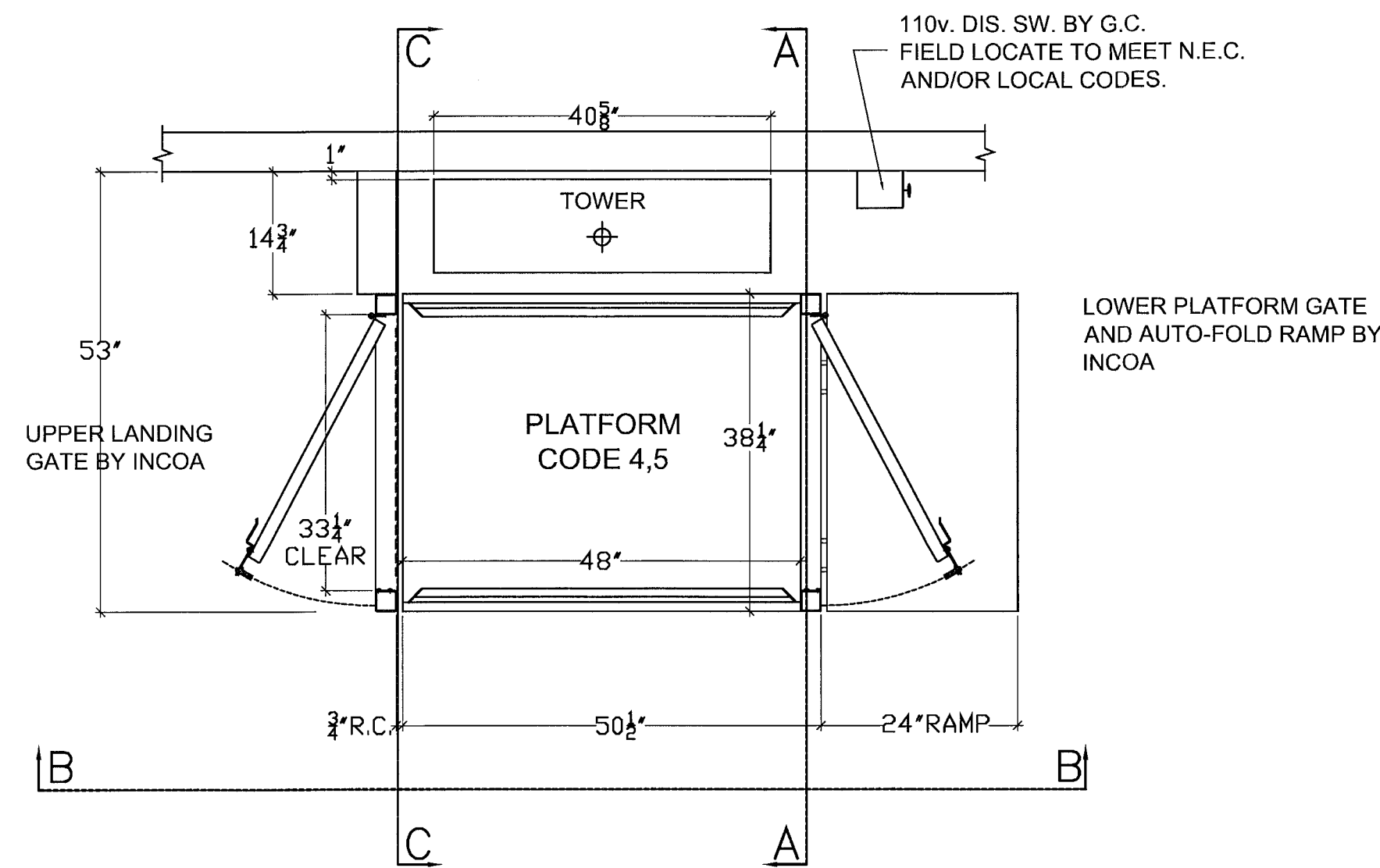
A-6.04



1 TYPICAL WHEELCHAIR LIFT PLAN
A-6.10 1/4"=1'-0"

2 LIFT SECTION AT VIP AREA - GROUND FLOOR
A-6.10 1/4"=1'-0"

2 LIFT SECTION AT UPPER/LOWER SEATING AREA - THIRD FLOOR
A-6.10 1/4"=1'-0"



INCLINATOR
COMPANY OF AMERICA
HARRISBURG, PA

TYPICAL - VL OPEN HOISTWAY SPECIFICATIONS

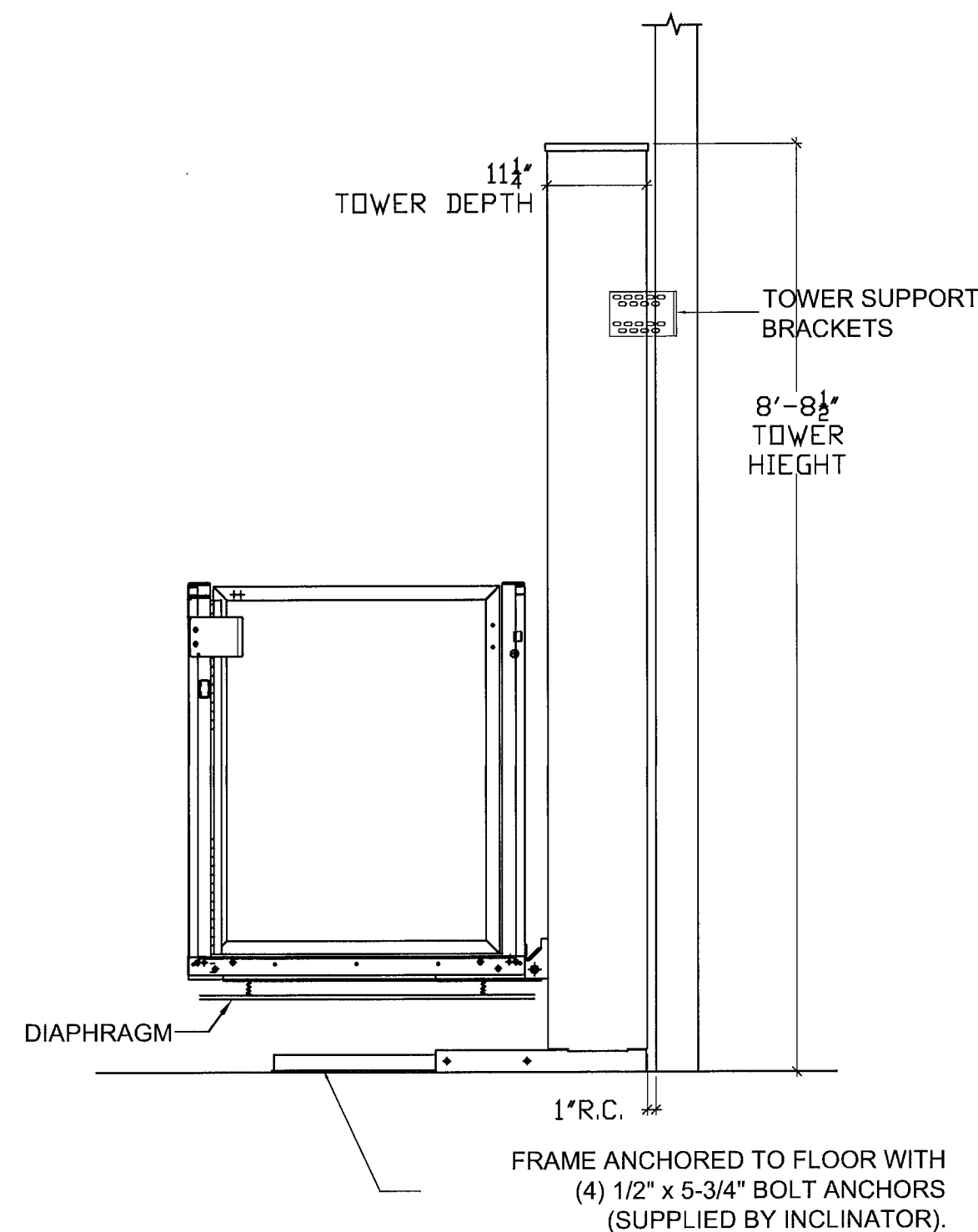
2 LANDING
VERTICAL LIFT
L-72

CAR 38 1/4"Dx48"Wx42"H
CODE(S) 4,5
CAPACITY 750 LBS. AT 10 F.P.M.

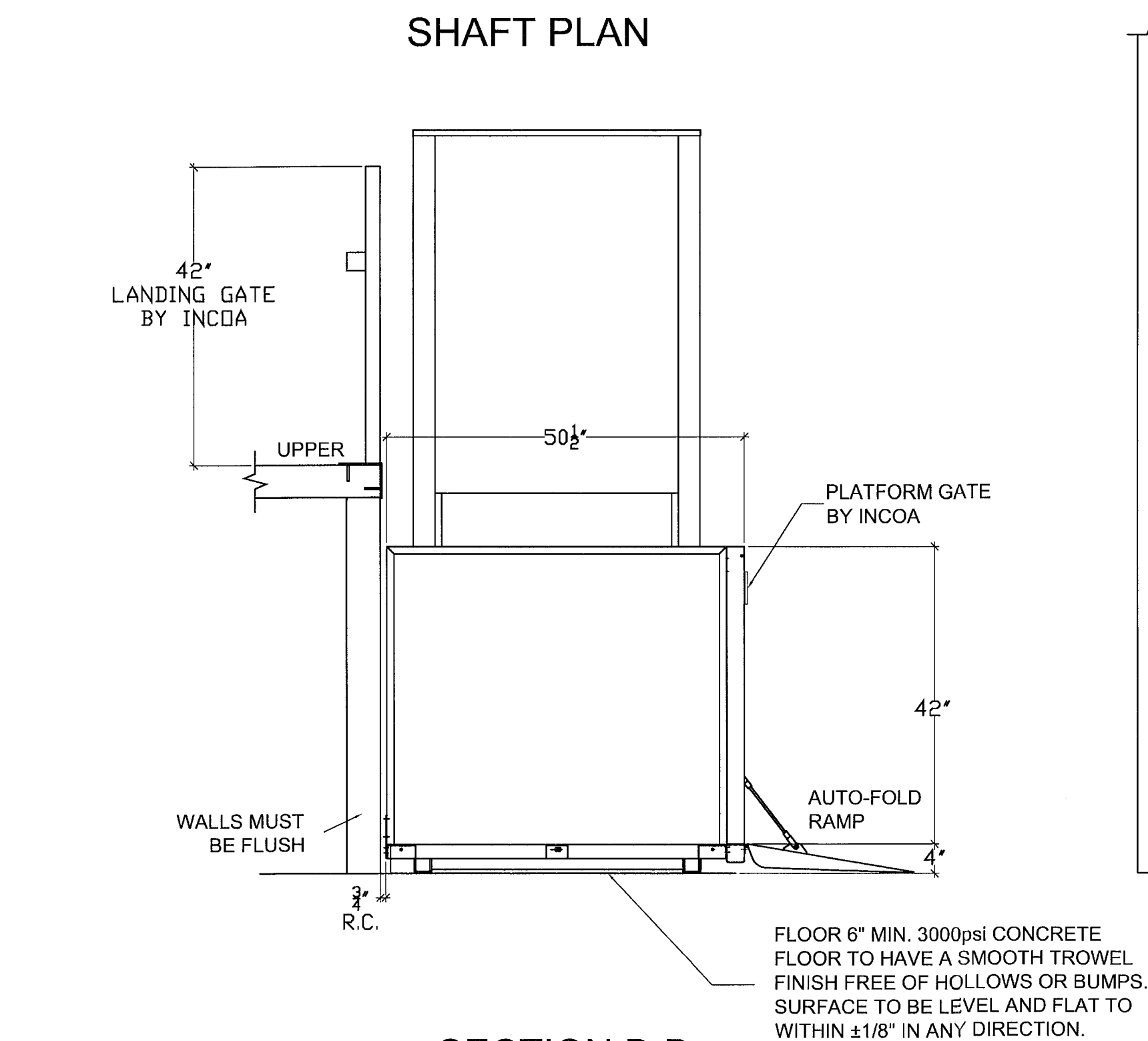
- ALL DOORS MUST BE INTERLOCKED
- KEYSWITCH OPERATION
- AUTO FOLD RAMP
- STATIONARY RAMP
- LANDING GATE w/ INTERLOCK
- PLATFORM GATE WITH INTERLOCK
- EMERGENCY ALARM
- EMERGENCY STOP
- MANUAL LOWERING
- PLATFORM SAFETY MECHANISM
- INSTANT REVERSE
- LIMIT SWITCHES
- ENCLOSURE DOOR BY INCOA
- ENCLOSURE WALL BY INCOA
- DIAPHRAGM

NOTICE TO ELECTRICAL CONTRACTOR:
INSTALL 110v. D.S. SW. TYPE OUTLET
1 H.P. MOTOR 120v. SINGLE PHASE 60 CYCLE
20 AMP MAIN LINE FUSE

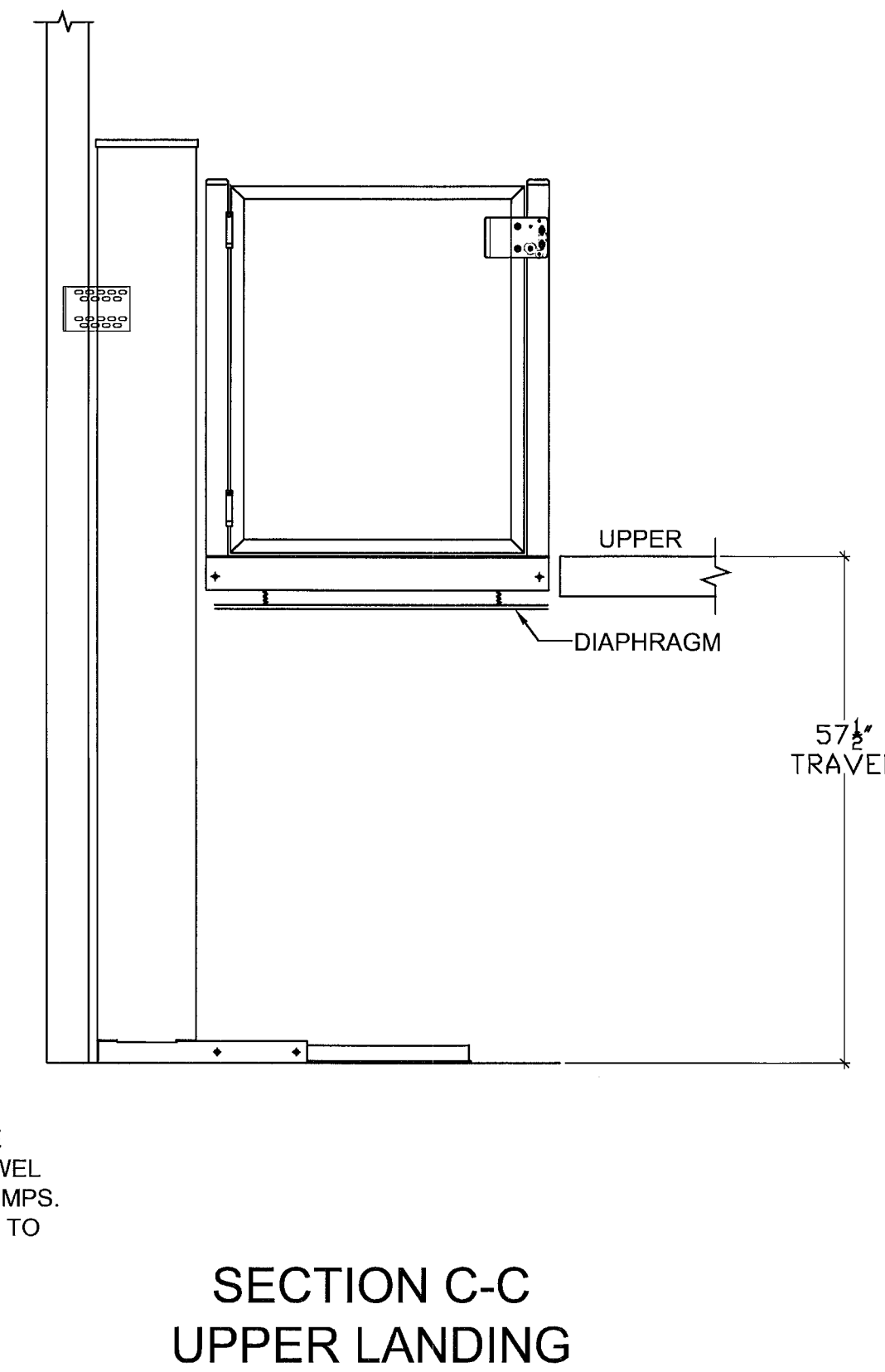
NOTE: ALL HOISTWAY CONSTRUCTION MUST COMPLY WITH NATIONAL, STATE, AND LOCAL CODES. PLEASE ADVISE INCOA OF ANY CHANGES NEEDED TO THE DRAWING FOR COMPLIANCE IN YOUR AREA.



SECTION A-A LOWER LANDING



SECTION B-B



SECTION C-C UPPER LANDING

REVISIONS / SUBMISSIONS	
1	BLDG DEPT COMMENTS 10-25-11
2	
3	
4	
5	
6	
7	
8	
9	
10	
11	
12	

1151

ALL DRAWINGS AND WRITTEN MATERIAL APPEARING HEREIN CONSTITUTE THE ORIGINAL AND UNPUBLISHED WORK OF KOBK KARP INC. AND MAY NOT BE REPRODUCED, COPIED, OR DISSEMINATED WITHOUT THE EXPRESS WRITTEN CONSENT OF KOBK KARP ARCHITECTURE & INTERIOR DESIGN, INC. APR 01, 2011.

BAMBOO GROUP INC.
550 WASHINGTON AVENUE
MIAMI BEACH, FLORIDA

WHEELCHAIR LIFT PLAN AND SECTIONS

INCLINATOR
COMPANY OF AMERICA
HARRISBURG, PA

TYPICAL - VL OPEN HOISTWAY SPECIFICATIONS

2 LANDING
VERTICAL LIFT
L-72

CAR 38 1/4"Dx48"Wx42"H
CODE(S) 4,5
CAPACITY 750 LBS. AT 10 F.P.M.

NOV 03 2011 Lic. #A00012578

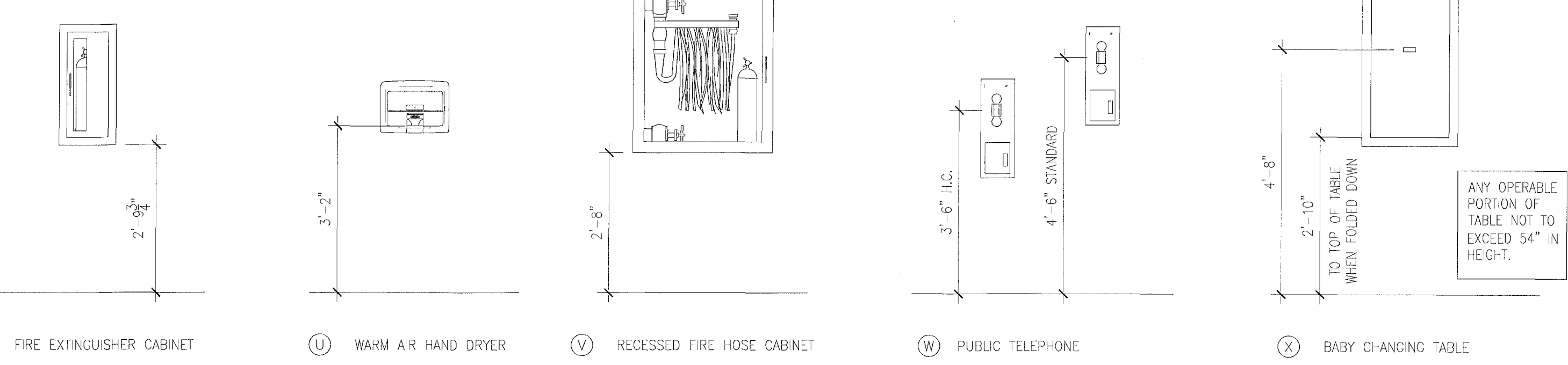
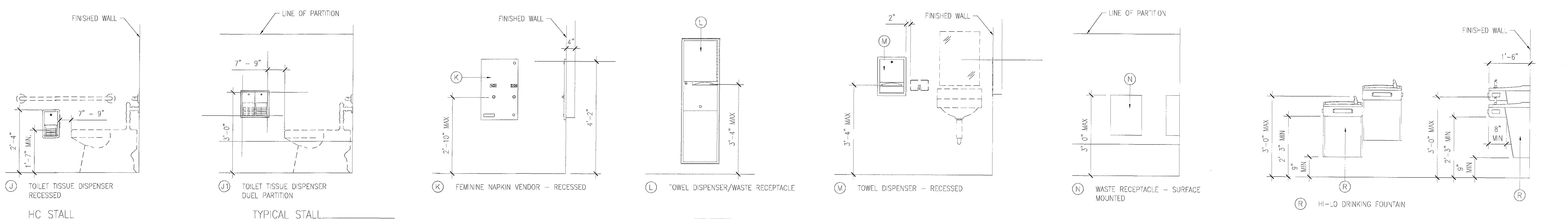
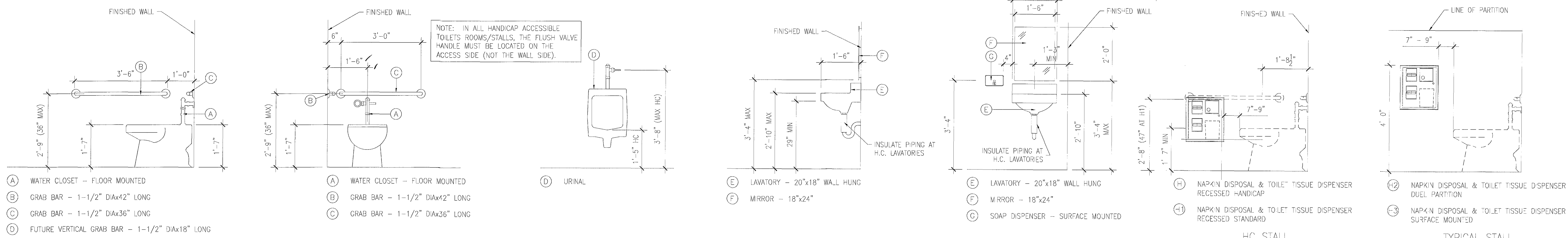
ARCHITECTURE
INTERIOR DESIGN
PLANNING

AIA ASID NCARB
Miami, Florida 33137
C: 305.573.1818
F: 305.573.3766
WWW.KOBKARP.COM

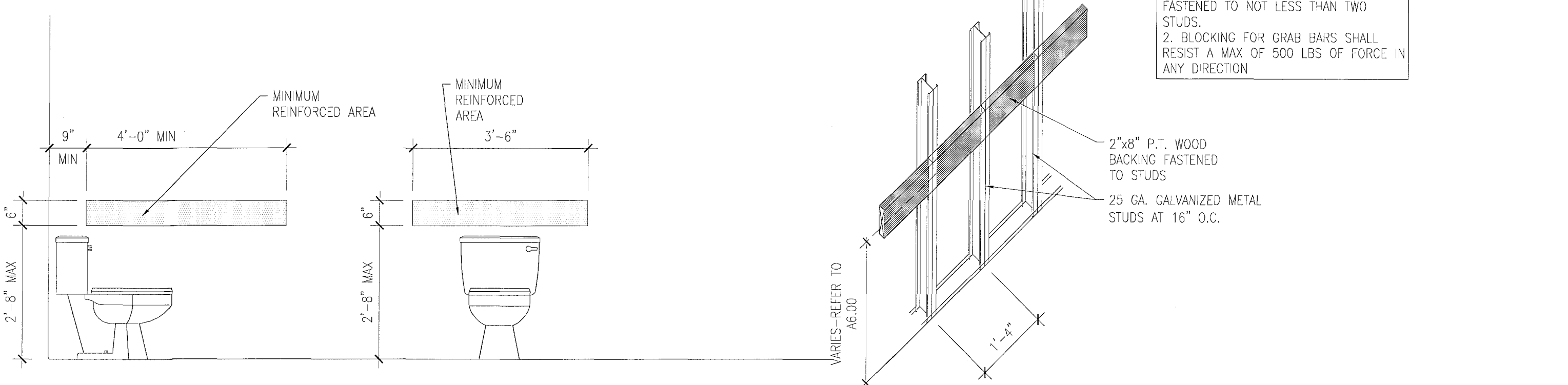
K O B I K A R P

DRAWN BY: MD,JO
CHECKED BY: JG
DATE: 09-08-11

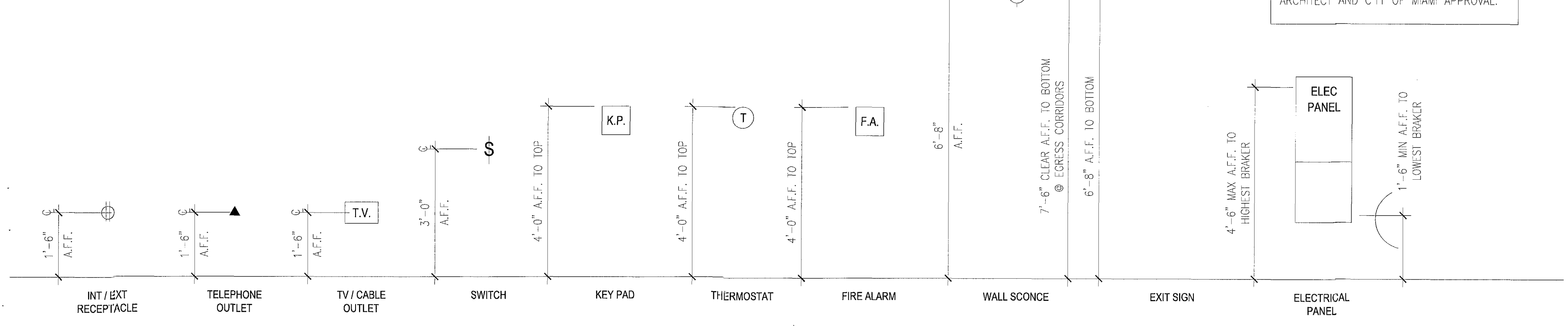
A-6.10



H.C. PLUMBING FIXTURE and ACCESSORY MOUNTING HEIGHTS



BLOCKING DIMENSIONS INSIDE WALLS FOR GRAB BAR ATTACHMENT



ELECTRICAL and ACCESSORY MOUNTING HEIGHTS

A.D.A. NOTES

- BUILDING ENTRANCE SHALL BE ON AN ACCESSIBLE ROUTE WITH NO CHANGE IN LEVEL OF MORE THAN 1/2" ALONG ROUTE AND MAX.
 - ALL ENTRY DOORS SHALL PROVIDE A CLEAR OPENING OF 32" WIDE
 - LIGHT SWITCHES, ELECTRICAL OUTLETS, THERMOSTATS, AND OTHER ENVIRONMENTAL CONTROLS ARE TO BE LOCATED WITH OPERABLE PARTS NO HIGHER THAN 48" AND NO LOWER THAN 15" ABOVE THE FLOOR. IF REACH IS OVER AN OBSTRUCTION SUCH AS A CABINET, HEIGHT SHALL BE 44" FOR FORWARD APPROACH. (NOTE: OBSTRUCTIONS MAY NOT EXTEND MORE THAN 25" FROM WALL)
 - BATHROOM SHALL BE PROVIDED WITH REINFORCEMENT IN WALLS TO ALLOW INSTALLATION OF GRAB BARS AROUND TOILET. SUCH REINFORCEMENT SHALL BE INSTALLED ACCORDING TO THE ILLUSTRATION SHOWN
 - PERPENDICULAR APPROACH BY A WHEELCHAIR MUST BE PROVIDED IN FRONT OF LAVATORY
 - FAUCETS TO BE LEVER OPERATED, PUSH TYPE OR ELECTRONICALLY CONTROLLED MECHANISMS. IF SELF-CLOSING VALVES ARE USED THE FAUCET SHALL REMAIN OPEN FOR AT LEAST 10 SECONDS
 - HANDICAP TOILET SEAT TO BE 17" TO 19" A.F.F.
 - ALL GRAB BARS TO BE 1 1/2" IN DIAMETER W/ 1 1/2" CLEARANCE FROM FINISH WALL.
 - WATER CLOSET FLUSH CONTROLS MUST BE 44" MAXIMUM A.F.F. CONTROLS SHALL BE HAND OPERATED OR AUTOMATIC. CONTROLS MUST BE OPERABLE WITH ONE HAND AND MUST NOT REQUIRE TIGHT GRASPING PINCHING OR TWISTING OF WRIST. FORCE REQUIRED TO ACTIVATE CONTROLS MUST BE NO GREATER THAN 5 LBF. FLUSH CONTROLS SHALL BE LOCATED ON OPEN SIDE OF TOILET
 - ACCESSIBLE TOILET AND BATHROOM MUST BE IDENTIFIED BY A SIGN SHOWING INTERNATIONAL SYMBOL OF ACCESSIBILITY.
 - SWITCHES & OUTLETS TO BE SET AS LOW AS POSSIBLE COMPLYING WITH NEC & H.C. CODES.
 - SWITCHES AND THERMOSTATS SHALL BE LOCATED ADJACENT TO A WALL EDGE OR DOOR JAMB SWITCHES SHALL BE GANGED WHERE EVER POSSIBLE
 - BACKING FOR GRAB BARS SHALL BE 12GA GALV.STL. & RESIST A MAX. OF 500 LB. FORCE IN ANY DIRECTION
 - ALL ACCESSIBLE FACILITIES SHOWN ON THESE PLANS, HAVE BEEN DESIGNED TO MEET ANY AND ALL STATE, COUNTY, & MUNICIPALITY CODES APPLICABLE. IN LIEU OF THE FACT THAT ALL ACCESSIBILITY CODES CHANGE AND ARE INTERPRETED DIFFERENTLY BY AND/OR WITHIN EACH AND EVERY JURISDICTION HAVING AUTHORITY OVER THE SAME, AND THAT DESIGNING SUCH FACILITIES IS IMPOSSIBLE IN THAT THE CODES AND THEIR INTERPRETATIONS CHANGE CONSTANTLY, IT SHALL BE REQUIRED THAT THE CONTRACTOR DETERMINE, PRIOR TO CONSTRUCTION OF ACCESSIBLE FACILITIES, EXACTLY WHO WILL BE THE FINAL AUTHORITY REGARDING THE DESIGN.
- THE CONTRACTOR SHALL REVIEW ALL ACCESSIBLE FACILITIES SHOWN ON THESE PLANS WITH THE FINAL AUTHORITY AND NOTIFY THE ARCHITECT OF ANY REQUIRED CHANGES. THIS NOTIFICATION IN WRITING, SHALL HAVE THE MARK OF FINAL AUTHORITY INCLUDING BUT NOT LIMITED TO THE NAME, TITLE, ADDRESS PHONE NUMBER, AND SIGNATURE.



REVISIONS / SUBMISSIONS	
1	
2	
3	
4	
5	
6	
7	
8	
9	
10	
11	
12	

1151

ALL DRAWINGS AND WRITTEN MATERIAL APPROVED HEREIN CONSTITUTE THE ORIGINAL AND UNPUBLISHED WORK OF KOBAMAP AND MAY NOT BE REPRODUCED, COPIED, OR DISCLOSED WITHOUT THE EXPRESS WRITTEN CONSENT OF KOBAMAP ARCHITECTURE & INTERIOR DESIGN, INC. AIA 01-2011.


BAMBOO GROUP INC.
 550 WASHINGTON AVENUE
 MIAMI BEACH, FLORIDA

ADA TYPICAL NOTES & DETAILS



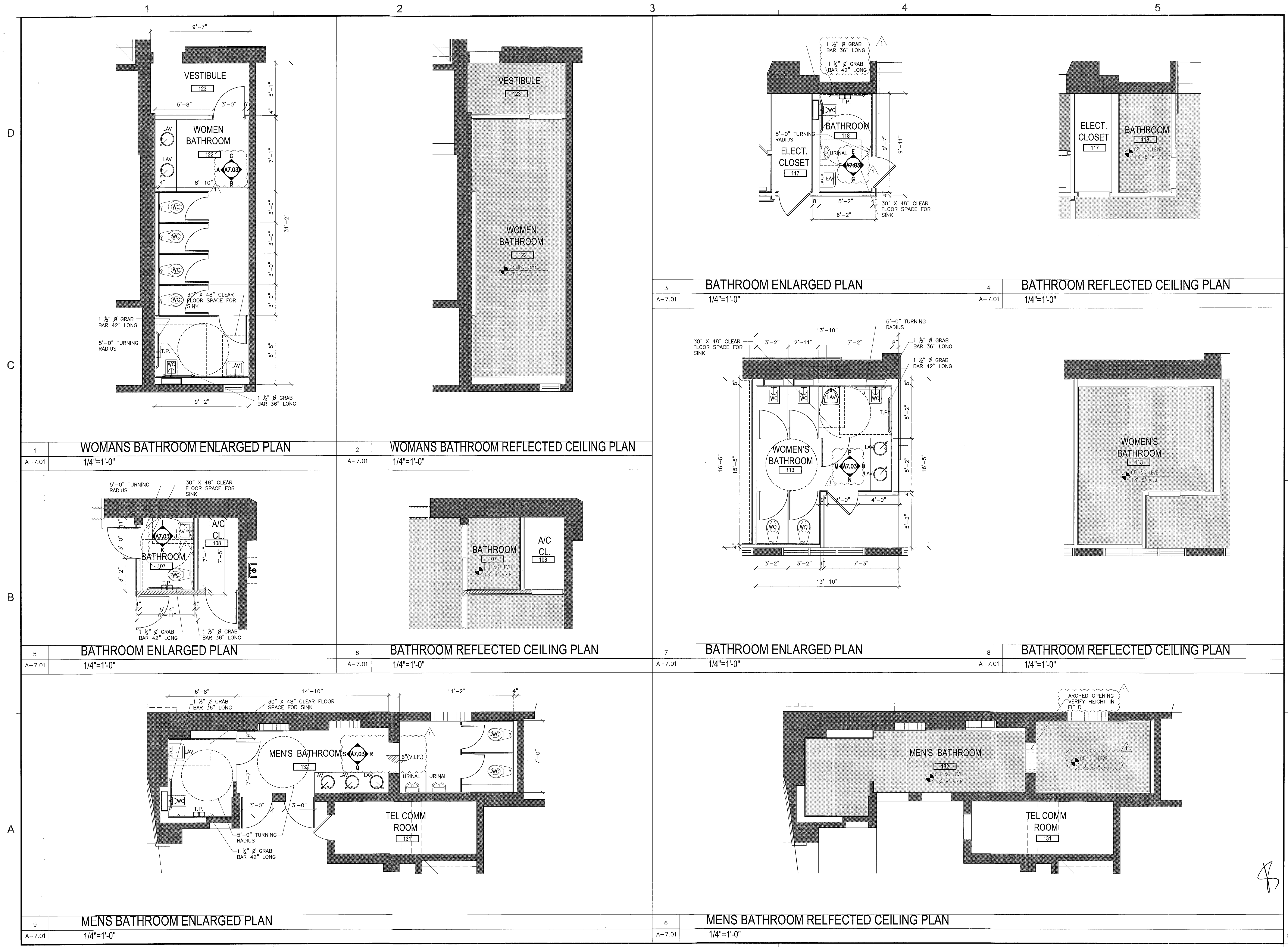
ARCHITECTURE
 INTERIOR DESIGN
 PLANNING

AIA ASID NCARB
 2916 Biscayne Boulevard
 Suite 200
 Miami, Florida 33137
 P: 305.573.3138
 F: 305.573.3166
 WWW.KOBAMAP.COM



DRAWN BY: MDJO
 CHECKED BY: JG
 DATE: 09-08-11

A-7.00

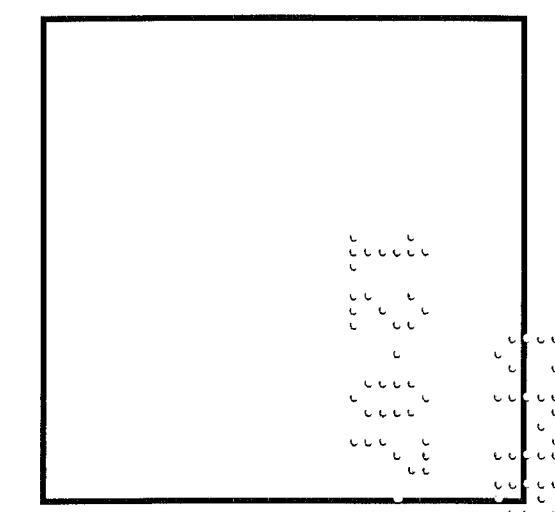


REVISIONS / SUBMISSIONS	
1	BLDG DEPT COMMENTS 10-25-11
2	
3	
4	
5	
6	
7	
8	
9	
10	
11	
12	

1151
ALL DRAWINGS AND WRITTEN MATERIAL APPEARING HEREIN CONSTITUTE THE ORIGINAL AND UNPUBLISHED WORK OF BAMBOO GROUP INC. AND MAY NOT BE REPRODUCED OR TRANSMITTED IN ANY FORM OR BY ANY MEANS WITHOUT THE EXPRESS WRITTEN CONSENT OF BAMBOO GROUP ARCHITECTURE & INTERIOR DESIGN, INC. AIA (S) 0111

BAMBOO GROUP INC.
 550 WASHINGTON AVENUE
 MIAMI BEACH, FLORIDA


ENLARGED BATHROOM PLANS



NOV 03 2011
 Lic. # AR0012578

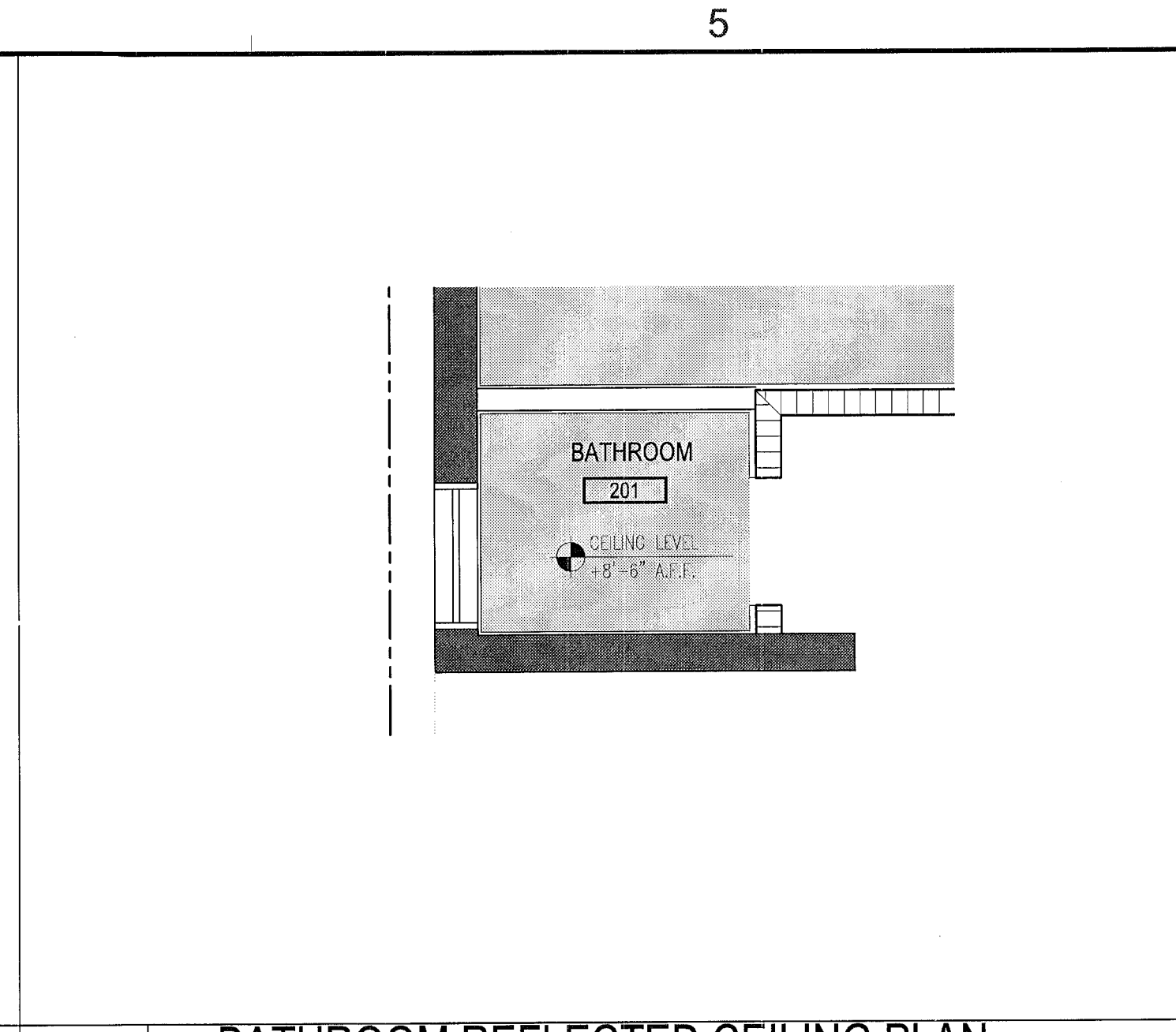
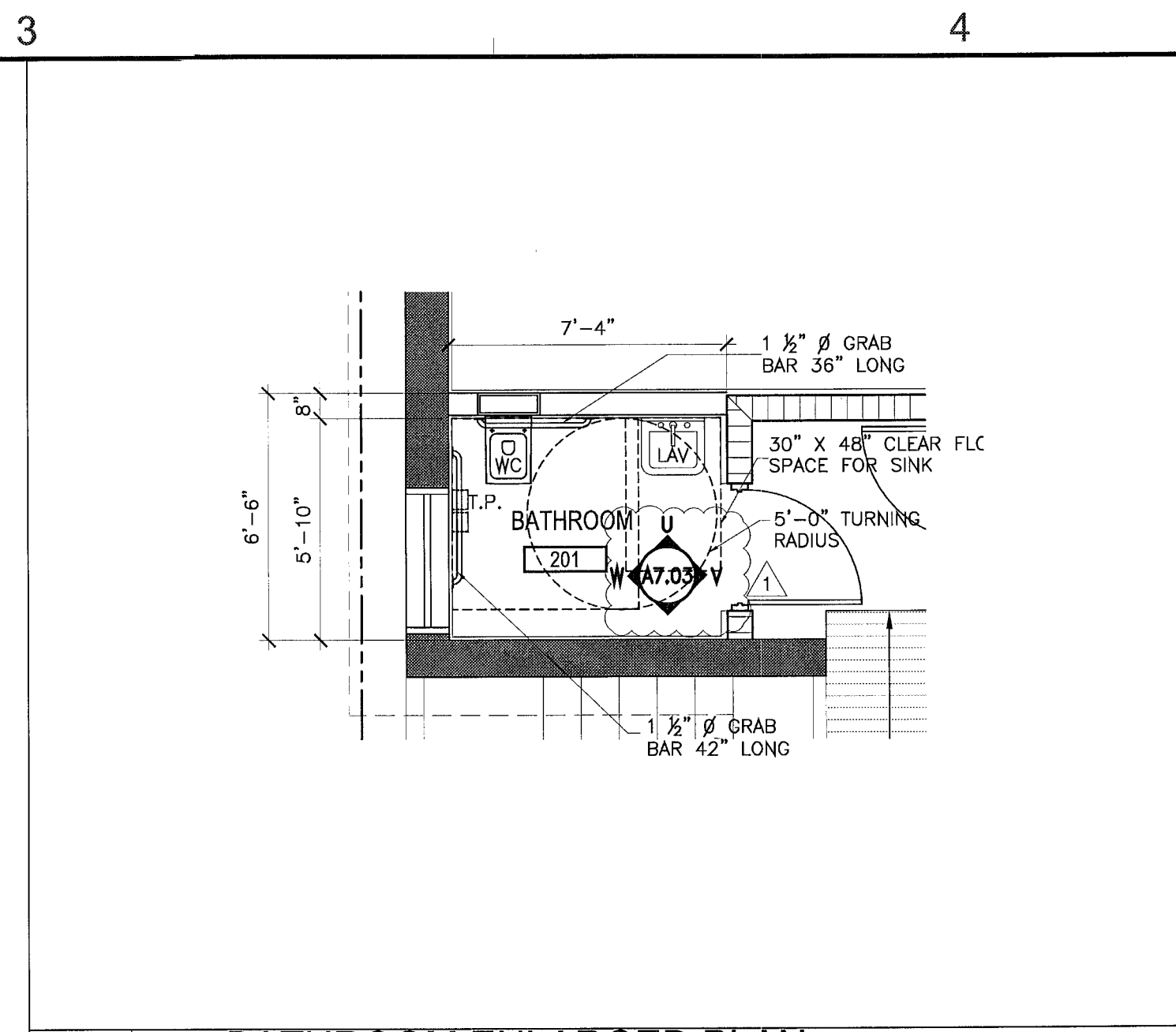
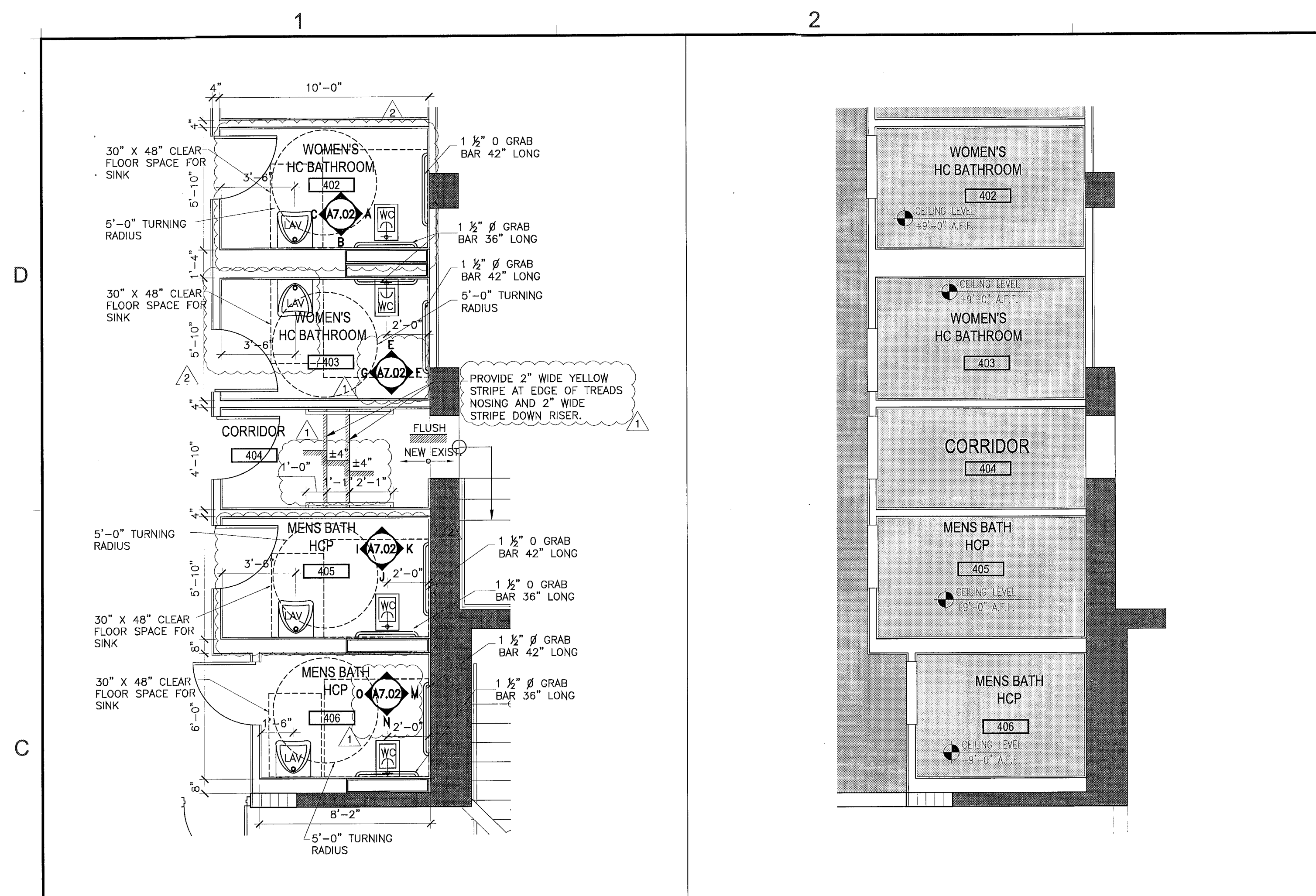
ARCHITECTURE
 INTERIOR DESIGN
 PLANNING

AIA ASID NCARB
 2915 E. Las Olas Boulevard
 Suite 200
 Miami, Florida 33137
 C: 305.573.8878
 F: 305.573.3766
 WWW.KOBIKARP.COM



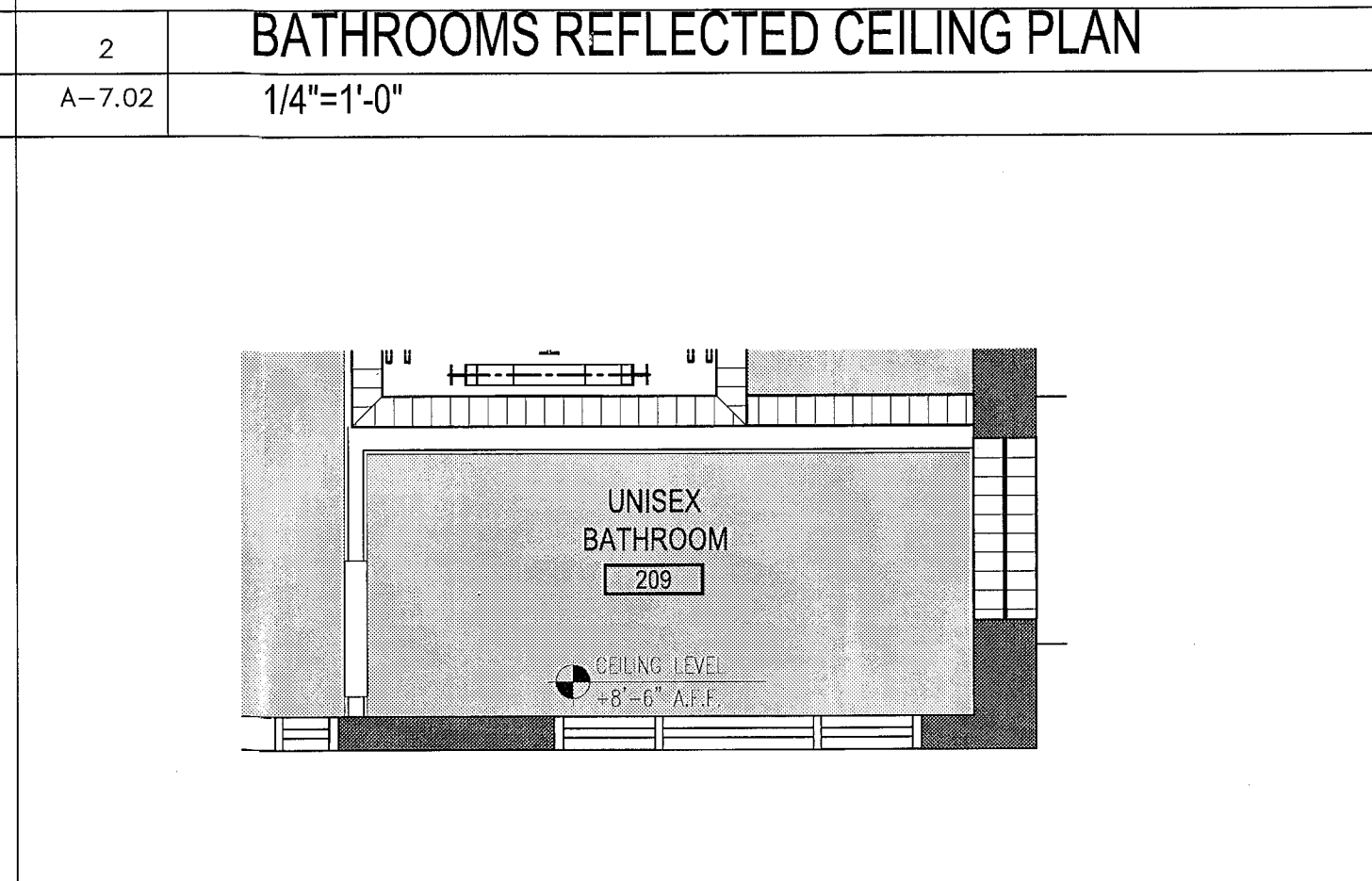
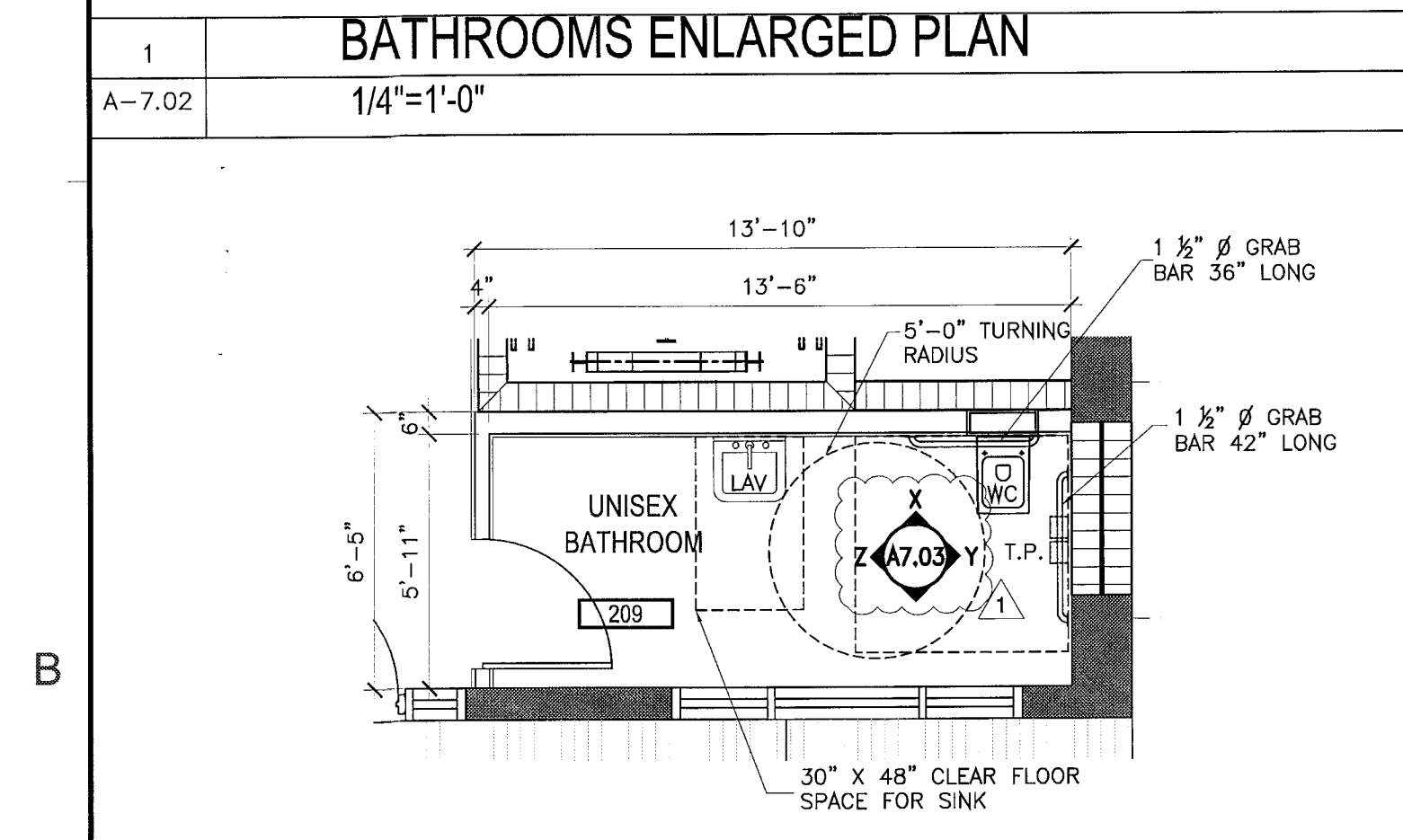
DRAWN BY: MD,JO
 CHECKED BY: JG
 DATE: 09-08-11

A-7.01



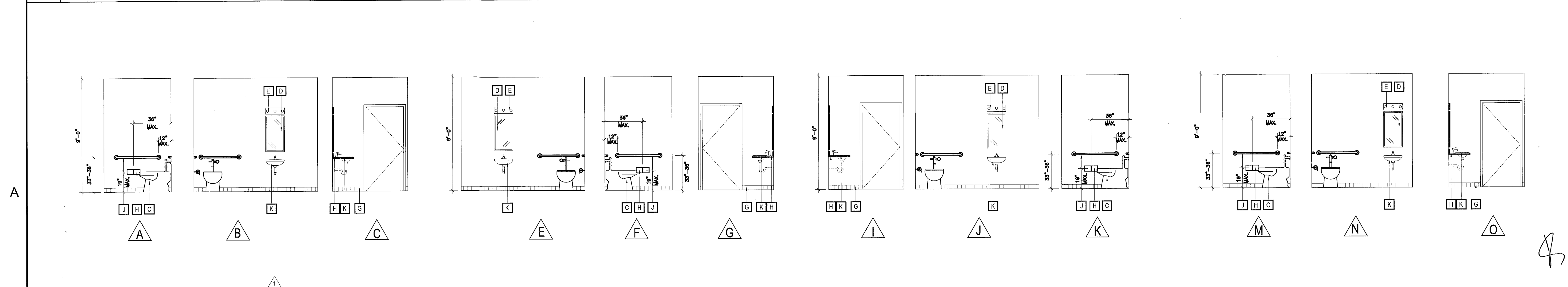
3 BATHROOM ENLARGED PLAN
A-7.02 1/4"=1'-0"

4 BATHROOM REFLECTED CEILING PLAN
A-7.02 1/4"=1'-0"



5 BATHROOM ENLARGED PLAN
A-7.02 1/4"=1'-0"

6 BATHROOM REFLECTED CEILING PLAN
A-7.02 1/4"=1'-0"




6 BATHROOM ELEVATIONS
A-7.02 1/4"=1'-0"

REVISIONS / SUBMISSIONS	
△	BLDG DEPT COMMENTS 10-25-11
△	BLDG DEPT COMMENTS 11-21-11
△	
△	
△	
△	
△	
△	
△	
△	

1151
ALL DRAWINGS AND WRITTEN MATERIAL APPEARING HEREIN, CONSTITUTE THE ORIGINAL AND UNREPEATED WORK OF KOB & KARP, AND MAY NOT BE REPRODUCED, COPIED, OR DISCLOSED WITHOUT THE EXPRESS WRITTEN CONSENT OF KOB & KARP ARCHITECTURE & INTERIOR DESIGN, INC. AIA # 2011

BAMBOO GROUP INC.
550 WASHINGTON AVENUE
MIAMI BEACH, FLORIDA

ENLARGED BATHROOM PLANS




[Signature]
Lic. # AR0012578

ARCHITECTURE
INTERIOR DESIGN
PLANNING

AIA ASID NCARB

2915 Biscayne Boulevard
Miami, Florida 33137
O: 305.573.1818
F: 305.573.3766
WWW.KOBKARP.COM



DRAWN BY: MD,JO
CHECKED BY: JG
DATE: 09-08-11

A-7.02