

730 71st. STREET  
MIAMI BEACH, FLORIDA 33141

DTI PROJECT # : 19080.01

<div>GENERAL NOTES:</div> <div>QUALITY ASSURANCE</div> <div><div>A. USE ADEQUATE NUMBERS OF SKILLED WORKERS WHO ARE THOROUGHLY TRAINED AND EXPERIENCES IN THE NECESSARY CRAFTS AND WHO ARE COMPLETELY FAMILIAR WITH THE SPECIFIED REQUIREMENTS AND THE METHODS NEEDED FOR THE PROPER PERFORMANCE OF THE WORK OF SPECIFIED HEREIN.</div><div>B. ALL MATERIALS AND WORKMANSHIP SHALL BE IN ACCORDANCE WITH FLORIDA BUILDING CODE 2017 EDIT.</div><div>C. COORDINATE DIMENSIONS OF ALL DISCIPLINES WITH ARCHITECTURAL DRAWINGS.</div><div>D. THESE CONSTRUCTION DOCUMENTS ARE COMPLIMENTARY &amp; WHAT IS REQUIRED BY ONE IS REQUIRED BY ALL.</div></div> <div>SUBMITTALS</div> <div><div>A. PRODUCT DATA: WHERE PRODUCT DATA IS CALLED FOR, PROVIDE THE FOLLOWING AS A MINIMUM:</div><div><div>1. MATERIAL LIST OF ITEMS PROPOSED TO BE PROVIDED UNDER SPECIFIC DIVISION OF WORK.</div><div>2. MANUFACTURER'S SPECIFICATIONS AND OTHER DATA NEED TO PROVE COMPLIANCE WITH SPECIFIED REQUIREMENTS.</div><div>3. COLOR AND PATTERN CHARTS SHOWING COLORS AND PATTERNS AVAILABLE IN THE SPECIFIED PRODUCTS FROM THE PROPOSED MANUFACTURER.</div><div>4. MANUFACTURERS RECOMMENDED INSTALLATION PROCEDURES WHICH, WHEN APPROVED BY ARCHITECT, WILL BECOME THE BASIS FOR ACCEPTING OR REJECTING ACTUAL INSTALLATION PROCEDURES USED ON THE WORK.</div></div></div> <div>SITE CONDITIONS</div> <div><div>A. MEASUREMENTS: VERIFY ALL DIMENSIONS ON DRAWINGS BY TAKING FIELD MEASUREMENTS; PROPER FIT AND ATTACHMENT OF ALL PARTS IS REQUIRED.</div><div>B. SURFACE CONDITIONS: EXAMINE AREAS AND CONDITIONS UNDER WHICH WORK SPECIFIED WILL BE PERFORMED. CORRECT CONDITIONS DETRIMENTAL TO TIMELY AND PROPER COMPLETION OF THE WORK. DO NOT PROCEED UNTIL UNSATISFACTORY CONDITIONS ARE CORRECTED.</div><div>C. COORDINATION: COORDINATE AS REQUIRED WITH OTHER TRADES TO ASSURE PROPER AND ADEQUATE PROVISION IN THE WORK OF THOSE TRADES FOR INTERFACE WITH THE WORK SPECIFIED.</div></div> <div>ACCEPTABLE MANUFACTURERS</div> <div><div>A. THE SPECIFIED MANUFACTURERS/ PRODUCTS/ SYSTEMS HAVE BEEN ESTABLISHED AS STANDARDS OF QUALITY, FUNCTION AND DESIGN. ALTERNATE MANUFACTURERS WHICH CAN DUPLICATE THE ITEMS DETAILED MAY SUBMIT SHOP DRAWINGS, ENGINEERING/ PRODUCT DATA AND SAMPLES FOR CONSIDERATION.</div></div> <div>INSTALLATION / APPLICATION</div> <div><div>A. INSTALL THE WORK SPECIFIED HEREIN IN STRICT ACCORDANCE WITH THE ORIGINAL DESIGN, THE APPROVED SHOP DRAWINGS, PERTINENT REQUIREMENTS OF GOVERNMENTAL AGENCIES HAVING JURISDICTION, AND THE MANUFACTURERS RECOMMENDED INSTALLATION PROCEDURES AS APPROVED BY THE ARCHITECT, ANCHORING ALL COMPONENTS FIRMLY INTO POSITION FOR LONG LIFE UNDER HARD USE.</div><div><div>1. ALL DETAILS AND SECTIONS SHOWN IN THE CONSTRUCTION DOCUMENTS ARE INTENDED TO BE TYPICAL AND TO APPLY TO ANY SIMILAR SITUATION ELSEWHERE IN THE PROJECT, EXCEPT OTHERWISE INDICATED.</div><div>2. ALL CONTRACTORS ARE TO FAMILIARIZE THEMSELVES WITH EXISTING CONDITIONS, MATERIALS AND QUANTITIES PRIOR TO SUBMITTING BID. IF DISCREPANCIES ARE FOUND NOTIFY ARCHITECT IMMEDIATELY.</div><div>3. GENERAL CONTRACTOR SHALL CHECK ARCHITECTURAL DRAWINGS FOR WALL MOUNTED AND CEILING MOUNTED DEVICES PRIOR TO INSTALLATION OF CEILING, AND SHALL ASSUME ALL RESPONSIBILITY FOR THEIR PROPER LOCATIONS.</div><div>4. IF CONTRACTOR / SUBCONTRACTOR FIND IT NECESSARY TO DEVIATE FROM ORIGINAL APPROVED PLANS, THEN IT IS THE CONTRACTOR / SUBCONTRACTOR RESPONSIBILITY TO PROVIDE THE ARCHITECT WITH FOUR COPIES OF THE PROPOSED CHANGES FOR APPROVAL BEFORE PROCEEDING WITH THE WORK.</div><div>5. IN ADDITION THE CONTRACTOR / SUBCONTRACTOR IS RESPONSIBLE FOR PROCURING ALL NECESSARY APPROVALS FROM BUILDING AUTHORITIES FOR THE PROPOSED CHANGES, BEFORE PROCEEDING WITH THE WORK. THE CONTRACTOR / SUBCONTRACTOR ARE ALSO RESPONSIBLE FOR PROCURING ALL NECESSARY INSPECTIONS AND APPROVAL FROM BUILDING AUTHORITIES DURING THE EXECUCUT. OF THE WORK.</div><div>6. CONTRACTOR SHALL PROVIDE AND INSTALL THE GREATEST QUANTITY ANDIOR BEST QUALITY OF WORK AS SHOWN IN , CALLED FOR IN, OR REASONABLY INFERABLE FROM THE BID DOCUMENTS AS REQUIRED TO OBTAIN THE FINAL RESULT AND CONFIGURATION CALLED FOR OR SHOWN IN THE BID DOCUMENTS.</div></div></div>		<div>DIRECTORY:</div> <div>OWNER / DEVELOPER</div> <div><div>NAME / COMPANY</div><div>ADDRESS</div></div> <div><div>KING JESUS INTERNATIONAL MINISTRY, INC</div><div>14100 SW 144 TH AVENUE, MIAMI FL 33186.</div></div> <div>ARCHITECT</div> <div><div>COMPANY</div><div>CONTACT</div><div>ADDRESS</div></div> <div><div>DESIGN TECH INTERNATIONAL ASSOC.,INC.</div><div>PM: CARLOS CARDOSO</div><div>14125 NW 80TH AVENUE</div><div>SUITE# 303</div><div>MIAMI LAKES, FL 33016</div><div>786 235 9097</div><div>CCARDOSO@DTIARCHITECT.COM</div><div>WWW.DTIARCHITECT.COM</div></div> <div><div>PHONE</div><div>EMAIL</div><div>WEBSITE</div></div>		<div>LOCATION MAP:</div>		<div>PROJECT SUMMARY:</div> <div>APPLICABLE CODES</div> <div>THE FOLLOWING BUILDING CODES, CURRENT EDITIONS WITH AMENDMENTS WILL BE ADHERED TO UNLESS NOTED OTHERWISE:</div> <table><tr><th>SCOPE</th><th>YEAR / CODE</th></tr><tr><td>BUILDING</td><td>2017 FLORIDA BUILDING CODE - 6th EDITION</td></tr><tr><td>EXISTING BUILDING</td><td>2017 FLORIDA EXISTING BUILDING CODE - 6TH EDITION</td></tr><tr><td>ACCESSIBILITY</td><td>2017 FLORIDA BUILDING CODE - 6TH EDITION</td></tr><tr><td>ADA</td><td>2012 DEPARTMENT OF JUSTICE</td></tr><tr><td>LIFE SAFETY</td><td>2015 NFPA LIFE SAFETY</td></tr><tr><td>ELECTRIC</td><td>2014 NATIONAL ELECTRIC CODE</td></tr><tr><td>PLUMBING</td><td>2017 FLORIDA BUILDING CODE / PLUMBING</td></tr><tr><td>MECHANICAL</td><td>2017 FLORIDA BUILDING CODE / MECHANICAL</td></tr><tr><td>GAS</td><td>2017 FLORIDA BUILDING CODE / FUEL - GAS</td></tr><tr><td>ENERGY</td><td>2017 FLORIDA BUILDING CODE</td></tr><tr><td>FIRE</td><td>2017 6th. EDITION FLORIDA FIRE PREVENTION CODE</td></tr></table> <div>NOTES: ALL CONSTRUCTION SHALL COMPLY WITH THE REQUIREMENTS OF THE FLORIDA FIRE PREVENTION CODE 6th. EDITION, NFPA 1 &amp; 101 - 2015</div> <div>OCCUPANCY CLASSIFICATION</div> <table><tr><td>2017 FLORIDA BUILDING CODE</td><td>2017 FLORIDA NFPA 101</td></tr><tr><td>ASSEMBLY GROUP A-3 303.4</td><td>EXISTING ASSEMBLY CHAPTER 13</td></tr></table> <div>OCCUPANCY LOAD 194 PROVIDED BY SEATING PAN</div>		SCOPE	YEAR / CODE	BUILDING	2017 FLORIDA BUILDING CODE - 6th EDITION	EXISTING BUILDING	2017 FLORIDA EXISTING BUILDING CODE - 6TH EDITION	ACCESSIBILITY	2017 FLORIDA BUILDING CODE - 6TH EDITION	ADA	2012 DEPARTMENT OF JUSTICE	LIFE SAFETY	2015 NFPA LIFE SAFETY	ELECTRIC	2014 NATIONAL ELECTRIC CODE	PLUMBING	2017 FLORIDA BUILDING CODE / PLUMBING	MECHANICAL	2017 FLORIDA BUILDING CODE / MECHANICAL	GAS	2017 FLORIDA BUILDING CODE / FUEL - GAS	ENERGY	2017 FLORIDA BUILDING CODE	FIRE	2017 6th. EDITION FLORIDA FIRE PREVENTION CODE	2017 FLORIDA BUILDING CODE	2017 FLORIDA NFPA 101	ASSEMBLY GROUP A-3 303.4	EXISTING ASSEMBLY CHAPTER 13	<div>INDEX OF DRAWINGS</div> <table><tr><td></td><td></td><td></td><td></td><td></td><td></td><td></td><td></td><td></td><td></td></tr></table> <div>SHEET # DESCRIPTION</div> <table><tr><th colspan="2">ARCHITECTURE</th></tr><tr><td>A-0.0</td><td>COVER SHEET</td></tr><tr><td>SP-1.0</td><td>SITE PLAN</td></tr><tr><td>SP-1.1</td><td>AERIAL VIEW</td></tr><tr><td>A-1.0</td><td>FLOOR PLAN</td></tr><tr><td>A-2.0</td><td>INTERIOR PHOTOS LOCATION PLAN</td></tr><tr><td>A-2.1</td><td>INTERIOR PHOTOS</td></tr><tr><td>A-2.2</td><td>INTERIOR PHOTOS</td></tr><tr><td>A-3.0</td><td>EXTERIOR PHOTOS LOCATION PLAN</td></tr><tr><td>A-3.1</td><td>EXTERIOR PHOTOS</td></tr><tr><td>A-3.2</td><td>EXTERIOR PHOTOS</td></tr><tr><td>A-4.0</td><td>EXISTING EXTERIOR ELEVATIONS</td></tr><tr><td>A-4.0C</td><td>EXTERIOR COLOR ELEVATIONS</td></tr><tr><td>A-5.0</td><td>EXISTING ROOF PLAN</td></tr></table> <div>EXISTING ARCHITECTURE</div> <table><tr><td>BY PREVIOUS ARCHITECT (FOR REFERENCE ONLY)</td><td></td><td></td><td></td><td></td><td></td><td></td><td></td><td></td><td></td></tr></table>												ARCHITECTURE		A-0.0	COVER SHEET	SP-1.0	SITE PLAN	SP-1.1	AERIAL VIEW	A-1.0	FLOOR PLAN	A-2.0	INTERIOR PHOTOS LOCATION PLAN	A-2.1	INTERIOR PHOTOS	A-2.2	INTERIOR PHOTOS	A-3.0	EXTERIOR PHOTOS LOCATION PLAN	A-3.1	EXTERIOR PHOTOS	A-3.2	EXTERIOR PHOTOS	A-4.0	EXISTING EXTERIOR ELEVATIONS	A-4.0C	EXTERIOR COLOR ELEVATIONS	A-5.0	EXISTING ROOF PLAN	BY PREVIOUS ARCHITECT (FOR REFERENCE ONLY)									
SCOPE	YEAR / CODE																																																																																				
BUILDING	2017 FLORIDA BUILDING CODE - 6th EDITION																																																																																				
EXISTING BUILDING	2017 FLORIDA EXISTING BUILDING CODE - 6TH EDITION																																																																																				
ACCESSIBILITY	2017 FLORIDA BUILDING CODE - 6TH EDITION																																																																																				
ADA	2012 DEPARTMENT OF JUSTICE																																																																																				
LIFE SAFETY	2015 NFPA LIFE SAFETY																																																																																				
ELECTRIC	2014 NATIONAL ELECTRIC CODE																																																																																				
PLUMBING	2017 FLORIDA BUILDING CODE / PLUMBING																																																																																				
MECHANICAL	2017 FLORIDA BUILDING CODE / MECHANICAL																																																																																				
GAS	2017 FLORIDA BUILDING CODE / FUEL - GAS																																																																																				
ENERGY	2017 FLORIDA BUILDING CODE																																																																																				
FIRE	2017 6th. EDITION FLORIDA FIRE PREVENTION CODE																																																																																				
2017 FLORIDA BUILDING CODE	2017 FLORIDA NFPA 101																																																																																				
ASSEMBLY GROUP A-3 303.4	EXISTING ASSEMBLY CHAPTER 13																																																																																				
ARCHITECTURE																																																																																					
A-0.0	COVER SHEET																																																																																				
SP-1.0	SITE PLAN																																																																																				
SP-1.1	AERIAL VIEW																																																																																				
A-1.0	FLOOR PLAN																																																																																				
A-2.0	INTERIOR PHOTOS LOCATION PLAN																																																																																				
A-2.1	INTERIOR PHOTOS																																																																																				
A-2.2	INTERIOR PHOTOS																																																																																				
A-3.0	EXTERIOR PHOTOS LOCATION PLAN																																																																																				
A-3.1	EXTERIOR PHOTOS																																																																																				
A-3.2	EXTERIOR PHOTOS																																																																																				
A-4.0	EXISTING EXTERIOR ELEVATIONS																																																																																				
A-4.0C	EXTERIOR COLOR ELEVATIONS																																																																																				
A-5.0	EXISTING ROOF PLAN																																																																																				
BY PREVIOUS ARCHITECT (FOR REFERENCE ONLY)																																																																																					
<div>SYMBOL LEGEND:</div> <div><div><div>ELEVATION NUMBER SHEET NUMBER</div></div><div><div>DETAIL, SECTION OR PLAN NUMBER</div></div><div><div><div>WALL SECTION NUMBER / BUILDING SECTION LETTER SHEET NUMBER</div></div><div><div>DETAIL NUMBER SHEET NUMBER</div></div><div><div><div>ELEVATION DATUM POINT</div></div><div><div>NOTE NUMBER</div></div></div><div><div><div>WINDOW NUMBER</div></div><div><div>DOOR NUMBER</div></div><div><div>REVISION NUMBER</div></div><div><div><div>ROOM XXX</div></div><div>ROOM NAME ROOM NUMBER</div></div></div></div></div>																																																																																					
<div>SETBACKS</div> <table><tr><th>SETBACKS</th><th>REQUIRED/ALLOWED</th><th>PROVIDED</th></tr><tr><td>FRONT</td><td>5'-0" MIN.</td><td>5'-0" (EXISTING)</td></tr><tr><td>REAR</td><td>0'-0" MIN.</td><td>5'-0" (EXISTING)</td></tr><tr><td>INTERIOR SIDE</td><td>0'-0"</td><td>0'-0" (EXISTING)</td></tr><tr><td>INTERIOR SIDE</td><td>0'-0"</td><td>0'-0" (EXISTING)</td></tr></table>		SETBACKS	REQUIRED/ALLOWED	PROVIDED	FRONT	5'-0" MIN.	5'-0" (EXISTING)	REAR	0'-0" MIN.	5'-0" (EXISTING)	INTERIOR SIDE	0'-0"	0'-0" (EXISTING)	INTERIOR SIDE	0'-0"	0'-0" (EXISTING)	<div>PLANNING DATA</div> <div>ZONING:</div> <div>TC-1</div> <div>USE:</div> <div><div>EXISTING:</div><div>PROPOSED:</div></div> <div><div>RELIGIOUS</div><div>RELIGIOUS</div></div> <div>GROSS FOR AREA:</div> <div><div>EXISTING:</div><div>PROPOSED:</div></div> <div><div>6,129 Sq. Ft.</div><div>6,129 Sq. Ft.</div></div> <div>LOT AREA:</div> <div>9,979 Sq. Ft.</div> <div>LANDSCAPING OPEN SPACE:</div> <div>N/A</div> <div>PARKING CALCULATIONS: SINCE THE OCCUPANCY LOAD DO NOT CHANGE NO ADDITIONAL PARKING IS CONTEMPLATED.</div>		<div>SITE MAP</div> <div>SCALE: NTS</div> <div>LEGAL DESCRIPTION:</div> <div>NORMANDY BEACH SOUTH PB 21-54</div> <div>PT LOTS 1 &amp; 2 &amp; 11 &amp; 12 BLK 16</div> <div>- BEG NE COR LOT 1 W45FT</div> <div>S101.54FT E107.63FT NWLY19.06FT</div> <div>N85.32FT W52.63FT TO POB &amp; EASMT</div> <div>IN SW COR LOT 2</div> <div>LOT SIZE 9979 SQ FT</div> <div>OR 15815-0906 0293 1</div>		<div>LOCATION PLAN</div> <div>SCALE: NTS</div> <div>SCOPE OF WORK:</div> <div>EXISTING FUNERAL PARLOR CONVERTED INTO PLACE OF RELIGIOUS WORSHIP.</div> <div>EXTERIOR &amp; INTERIOR FINISHES OF SPACE BE PAINTED. NEW INTERIOR SPACE FOR KIDS ROOM &amp; VENDING AREA. ALL OTHER AREAS TO REMAIN AS IS.</div>																																																																
SETBACKS	REQUIRED/ALLOWED	PROVIDED																																																																																			
FRONT	5'-0" MIN.	5'-0" (EXISTING)																																																																																			
REAR	0'-0" MIN.	5'-0" (EXISTING)																																																																																			
INTERIOR SIDE	0'-0"	0'-0" (EXISTING)																																																																																			
INTERIOR SIDE	0'-0"	0'-0" (EXISTING)																																																																																			
<div>OWNER / DEVELOPER:</div> <div>KING JESUS INTERNATIONAL MINISTRY</div> <div>14100 SW 144TH AVENUE MIAMI, FL.33</div>		<div>PROJECT:</div> <div>KING JESUS CHURCH</div> <div>PB BOARD REVIEW SUBMITTAL</div> <div>730 71ST STREET MIAMI BEACH, FLORIDA 33141</div>																																																																																			
<div>Job Number:</div> <div>19080.01</div> <div>File name:</div> <div></div> <div>Issued Date:</div> <div>02/28/2020</div> <div>Drawn by:</div> <div>M.Cab</div> <div>Checked by:</div> <div>C.P.</div>		<div>SHEET NAME</div> <div>COVER</div>		<div>SHEET NUMBER</div> <div>A-0.0</div>																																																																																	



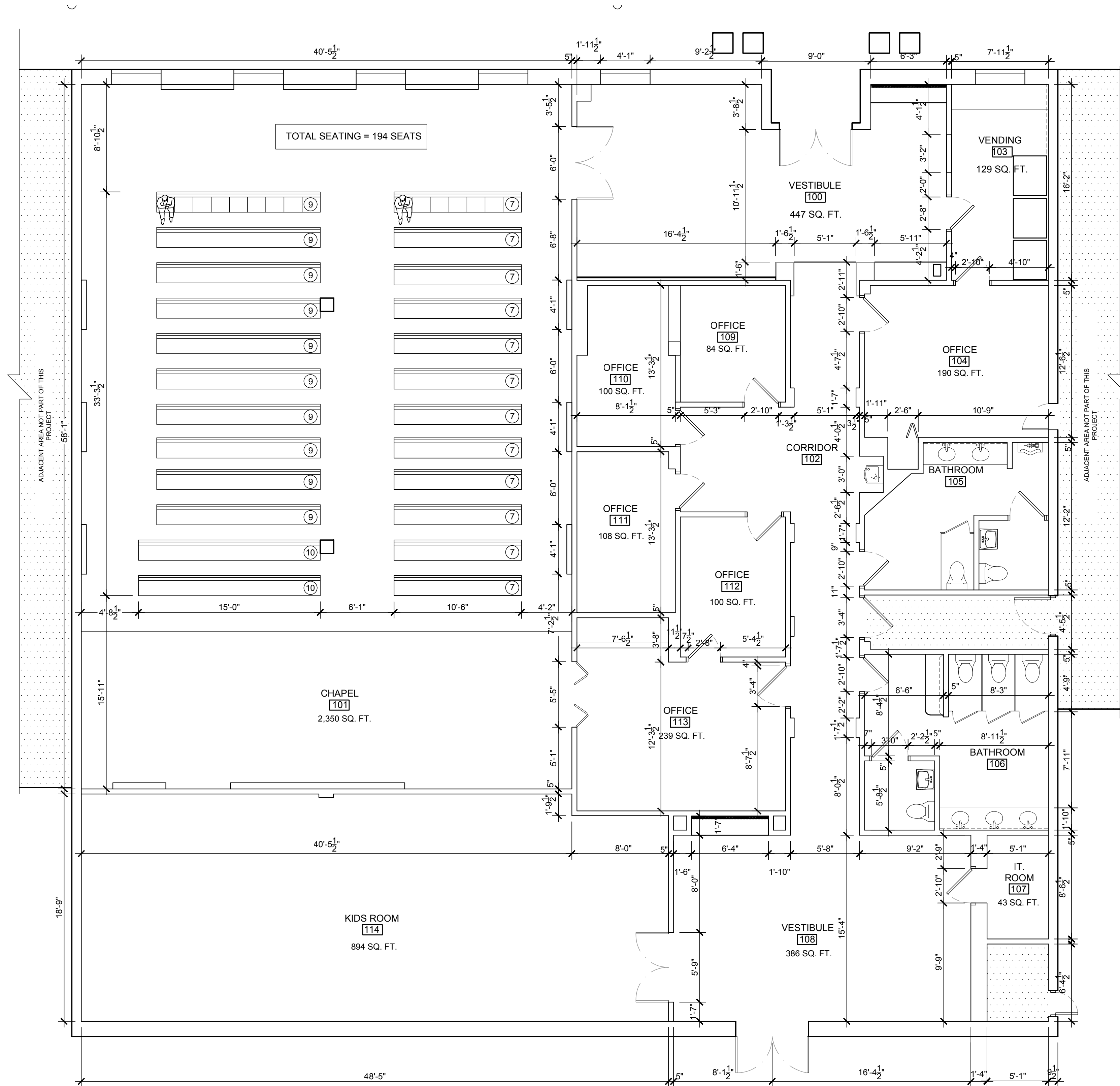
 **EXISTING SITE PLAN**  
SCALE: 3/32" = 1'-0"

 **KEY PLAN**  
SCALE: N.T.S.









**FLOOR PLAN**  
SCALE: 3/16" = 1'-0"

**ZONING LEGEND**

ZONING:	TC-1		
USE:	EXISTING:	RELIGIOUS	
	PROPOSED:	RELIGIOUS	
GROSS FOR AREA:	EXISTING:	6,129 Sq. Ft.	
	PROPOSED:	6,129 Sq. Ft.	
LOT AREA:	9,979 Sq. Ft.		

**OCCUPANCY LOAD CALCULATIONS PER ROOM**

ROOM No.	ROOM NAME	NET S.F.	# OF OCCUPANTS	OCCUPANT LOAD FACTOR PER TABLE 1004.1.2
100	VESTIBULE	447 S.F.	30	15 NET
101	CHAPEL	FIXED SEATS	194	18" SEAT LENGTH
102	CORRIDOR	-	-	-
103	VENDING	129 S.F.	9	15 NET
104	OFFICE	190 S.F.	2	100 GROSS
105	BATHROOM	-	-	-
106	BATHROOM	-	-	-
107	IT. ROOM	73 S.F.	1	100 GROSS
108	VESTIBULE	386 S.F.	26	15 NET
109	OFFICE	84 S.F.	1	100 GROSS
110	OFFICE	100 S.F.	1	100 GROSS
111	OFFICE	108 S.F.	2	100 GROSS
112	OFFICE	100 S.F.	1	100 GROSS
113	OFFICE	239 S.F.	1	100 GROSS
114	KIDS ROOM	894 S.F.	60	15 NET

LANDSCAPING OPEN SPACE: N/A

**PARKING CALCULATIONS**

PARKING CALCULATIONS: SINCE THE OCCUPANCY LOAD DO NOT CHANGE NO ADDITIONAL PARKING IS CONTEMPLATED.

NOTE:  
PER FBC CHAPTER 3, SECTION 303.1.4  
ACCESSORY TO PLACES OF WORSHIP  
ACCESSORY RELIGIOUS EDUCATIONAL ROOMS & RELIGIOUS  
AUDITORIUMS W/ OCCUPANT LOADS OF LESS THAN 100 PEOPLE  
PER ROOM OR SPACE ARE NOT CONSIDERED SEPARATE  
OCCUPANCIES.

Carlos Pizarro, R.A.  
AR - 0013079

Revisions:

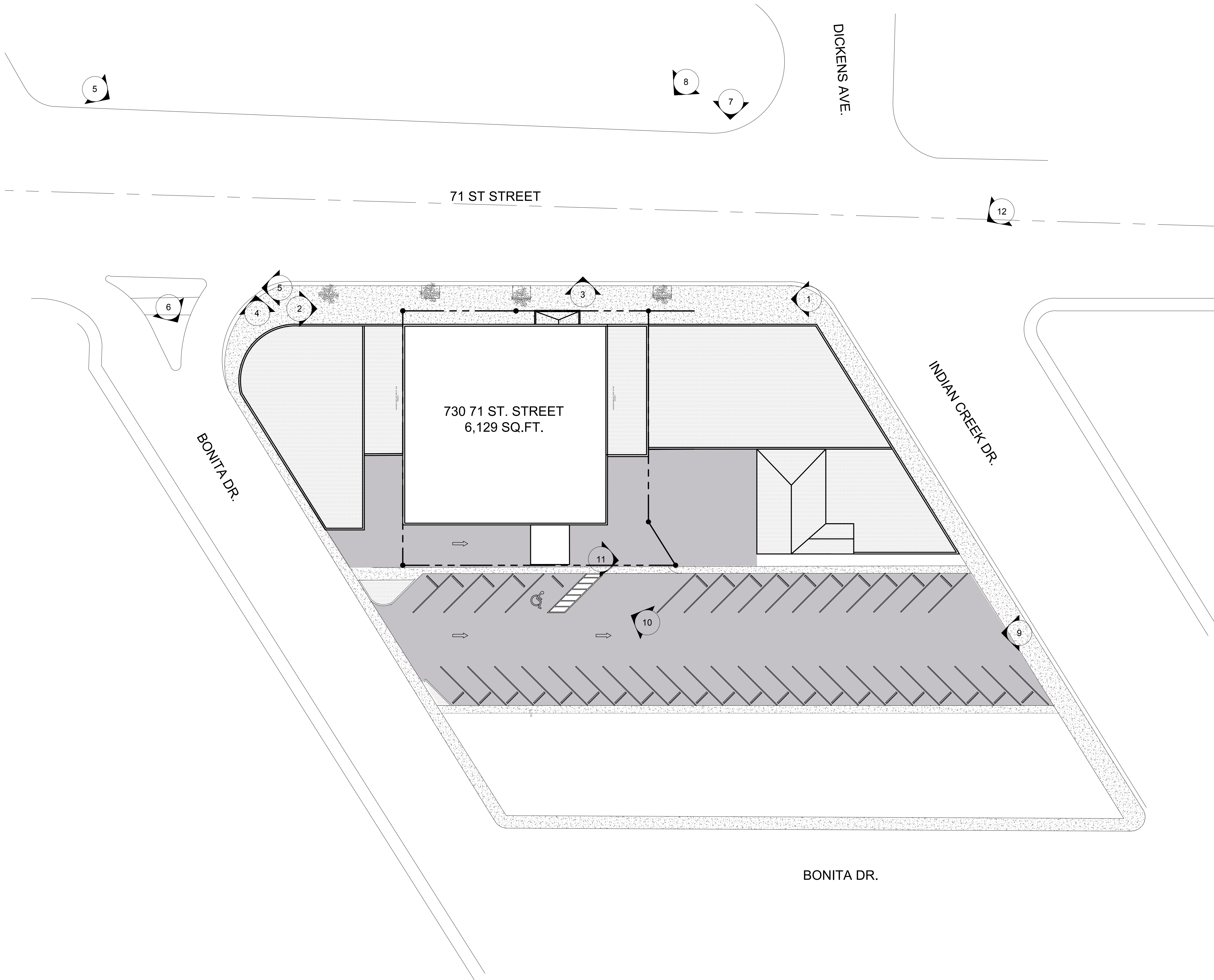
OWNER / DEVELOPER:  
**KING JESUS**  
INTERNATIONAL MINISTRY  
14100 SW 144TH AVENUE MIAMI, FL 33186

PROJECT:  
**KING JESUS**  
**CHURCH**  
PB BOARD REVIEW SUBMITTAL  
730 71ST STREET MIAMI BEACH, FLORIDA 33141

Job Number: 19080.01  
File name:  
Issued Date: 02/28/2020  
Drawn by: M.Cab  
Checked by: C.P.

SHEET NAME  
**FLOOR PLAN**

SHEET NUMBER  
**A-1.0**



EXTERIOR PHOTO LOCATION PLAN

SCALE: 1" = 20'-0"

DTDesignTechInternational

Associates, Inc. AA26001933  
Architecture • Planning • Interior Design  
14125 N.W. 80th Ave., Suite 303  
Miami Lakes, FL 33016  
T. 786-235-9097  
F. 305-362-4420  
dtinfo@dtarchitect.com  
www.dtarchitect.com

Carlos Pizarro, R.A.  
AR - 0013079

Revisions:


OWNER / DEVELOPER:

KING JESUS  
INTERNATIONAL MINISTRY

14100 SW 144TH AVENUE MIAMI, FL 33186

PROJECT:

KING JESUS  
CHURCH

PB BOARD REVIEW SUBMITTAL

730 71ST STREET MIAMI BEACH, FLORIDA 33141

Job Number: 19080.01

File name:

Issued Date: 02/28/2020

Drawn by: M.Cab

Checked by: C.P.

SHEET NAME

EXTERIOR  
PHOTO  
LOCATION  
PLAN

SHEET NUMBER

A-3.0






FRONT COLOR ELEVATION

1  
A-1.0  
SCALE: 1/4" = 1'-0"




REAR COLOR ELEVATION


2  
A-1.0  
SCALE: 1/4" = 1'-0"




1 **PAINT**  
SW-7757  
HIGH REFLECTIVE WHITE




2 **PAINT**  
SW-6196  
FROSTY WHITE




3 **PAINT**  
SW-6178  
IN THE NAVY



4 **PAINT**  
SW-6258  
TRICORN BLACK



5 **AWNING CANOPY**  
SUMBRELLA  
4626 NAVY



6 **CERAMIC TILE**  
WHITE

Carlos Pizarro, R.A.  
AR - 0013079

Revisions:

OWNER / DEVELOPER:  
**KING JESUS**  
INTERNATIONAL MINISTRY  
14100 SW 144TH AVENUE MIAMI, FL 33186

PROJECT:  
**KING JESUS**  
**CHURCH**  
PB BOARD REVIEW SUBMITTAL  
730 71ST STREET MIAMI BEACH, FLORIDA 33141

Job Number: 19080.01

File name:

Issued Date: 02/28/2020

Drawn by: M.Cab

Checked by: C.P.

SHEET NAME

**PROPOSED**  
**COLOR**  
**ELEVATION**

SHEET NUMBER

**A-4.0C**






FRONT COLOR ELEVATION

1  
A-1.0  
SCALE: 1/4" = 1'-0"




REAR COLOR ELEVATION


2  
A-1.0  
SCALE: 1/4" = 1'-0"




1 **PAINT**  
SW-7757  
HIGH REFLECTIVE WHITE




2 **PAINT**  
SW-6196  
FROSTY WHITE




3 **PAINT**  
SW-6178  
IN THE NAVY



4 **PAINT**  
SW-6258  
TRICORN BLACK



5 **AWNING CANOPY**  
SUMBRELLA  
4626 NAVY



6 **CERAMIC TILE**  
WHITE

Carlos Pizarro, R.A.  
AR - 0013079

Revisions:

OWNER / DEVELOPER:  
**KING JESUS**  
INTERNATIONAL MINISTRY  
14100 SW 144TH AVENUE MIAMI, FL 33186

PROJECT:  
**KING JESUS**  
**CHURCH**  
PB BOARD REVIEW SUBMITTAL  
730 71ST STREET MIAMI BEACH, FLORIDA 33141

Job Number: 19080.01

File name:

Issued Date: 02/28/2020

Drawn by: M.Cab

Checked by: C.P.

SHEET NAME

**PROPOSED**  
**COLOR**  
**ELEVATION**

SHEET NUMBER

**A-4.0C**






FRONT COLOR ELEVATION

1  
A-1.0  
SCALE: 1/4" = 1'-0"




REAR COLOR ELEVATION


2  
A-1.0  
SCALE: 1/4" = 1'-0"




1 **PAINT**  
SW-7757  
HIGH REFLECTIVE WHITE




2 **PAINT**  
SW-6196  
FROSTY WHITE




3 **PAINT**  
SW-6178  
IN THE NAVY



4 **PAINT**  
SW-6258  
TRICORN BLACK



5 **AWNING CANOPY**  
SUMBRELLA  
4626 NAVY



6 **CERAMIC TILE**  
WHITE

Carlos Pizarro, R.A.  
AR - 0013079

Revisions:

OWNER / DEVELOPER:  
**KING JESUS**  
INTERNATIONAL MINISTRY  
14100 SW 144TH AVENUE MIAMI, FL 33186

PROJECT:  
**KING JESUS**  
**CHURCH**  
PB BOARD REVIEW SUBMITTAL  
730 71ST STREET MIAMI BEACH, FLORIDA 33141

Job Number: 19080.01  
File name:  
Issued Date: 02/28/2020  
Drawn by: M.Cab  
Checked by: C.P.

SHEET NAME  
**PROPOSED**  
**COLOR**  
**ELEVATION**

SHEET NUMBER  
**A-4.0C**