

BUILDING FRONT ELEVATION 1/4"=1'-0"

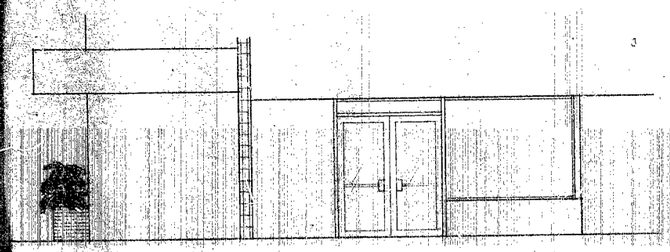

INTERIOR BANK ENTRANCE 3/8"=1'-0"

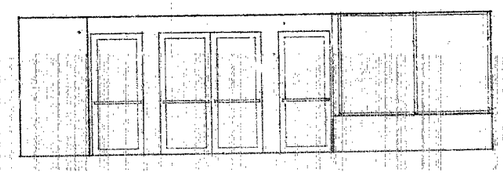

BUILDING MAIN ENTRANCE INTERIOR ELEV 3/8"=1'-0"



BUILDING LEFT SIDE ELEVATION 1/4"=1'-0"

AMERICAN SAVINGS AND LOAN
ALTON ROAD BRANCH
MIAMI BEACH FLORIDA

RECEIVED
APR 24 1980
BUILDING INSPECTION DIVISION

CITY OF MIAMI BEACH
APPROVED
DATE
BUILDING BY: Jan 7/80
ZONING BY:
PLUMBING BY:
ELECTRICAL BY:
MECHANICAL BY:
FIRE PREVENTION:
DIRECTOR:

OFFICE COPY

90121

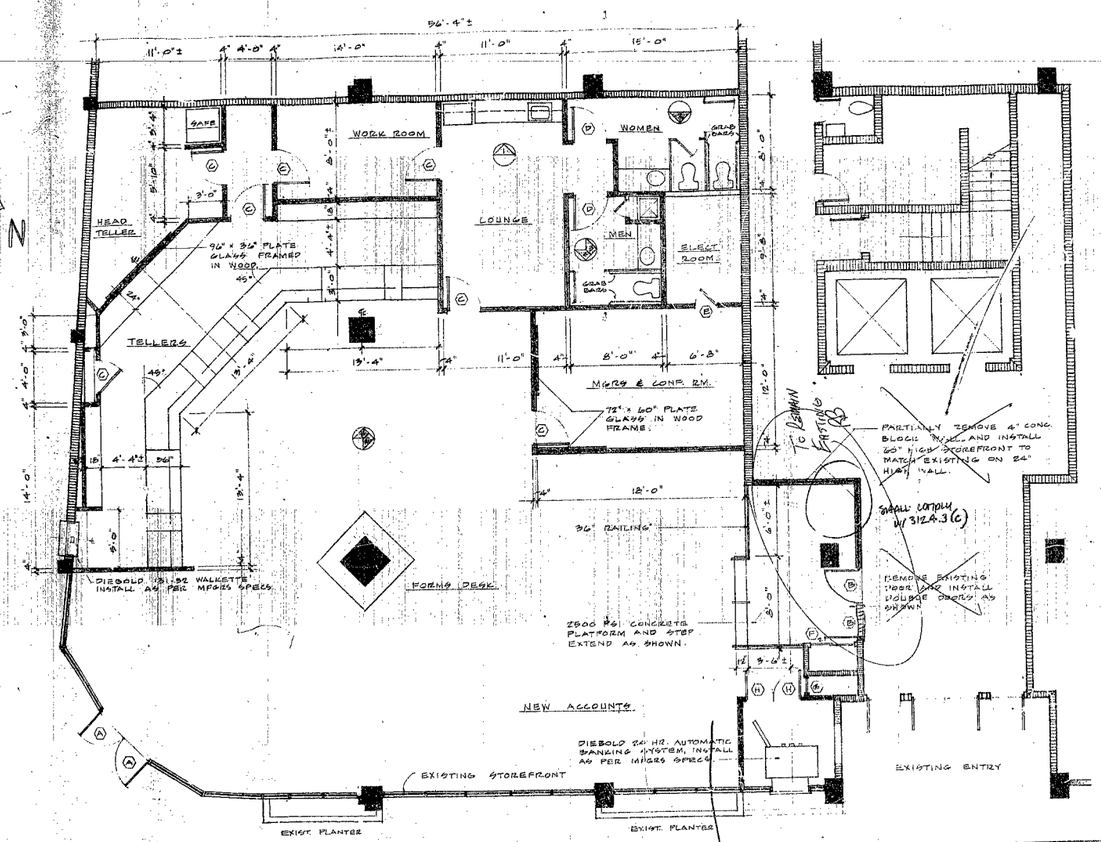

FLOOR PLAN (PROPOSED) 1/4" = 1'-0"

DRYWALL:
ONE LAYER 5/8" TYPE 'X' GYPSUM WALLBOARD ON VENEER BASE APPLIED AT RIGHT ANGLES TO EACH SIDE OF 3 5/8" METAL STUDS AT 16" ON CENTER WITH 1" TYPE 'S' DRYWALL SCREWS, 8" O.C. TO ENDS AND 16" O.C. TO INTERMEDIATE STUDS. STAGGER JOINTS 12" O.C. EACH SIDE.

ACOUSTICAL CEILING:
UNITED STATES GYPSUM ACOUSTONE GLAZIER SHADOWLINE 1 HR. FIRECODE PANELS U.L. DESIGN P.216. 24" x 24" x 5/8" AND 24" x 48" x 5/8" (AS INDICATED ON REFLECTED CEILING PLAN). LAID ON BLACK DIRECT HUNG EXPOSED GRID SUSPENDED FROM BAR JOISTS OR OTHER EXISTING ROOF MEMBERS AS PER MANUFACTURERS PRINTED DIRECTIONS.

LUMINOUS CEILING:
(OPTIONAL FOR CONFERENCE ROOM) INTEGRATED CEILINGS, INC. LIGHTFRAME LUMINOUS CEILING NO 5093. MODULAR SIZE 24" x 24". FRAME FINISH TO BE WOOD VINYL LAMINATE. DIFFUSERS TO BE ALBA-LITE PATTERN No. 79 OPAL GLASS. INSTALLATION OF LUMINOUS CEILING SYSTEM SHALL BE AS PER MANUFACTURERS PRINTED DIRECTIONS AND SPECIFICATIONS.

REST ROOMS:
TO BE EQUIPPED WITH 'BOBRICK' S.S. RECESSED TOWEL AND SOAP DISPENSER CABINETS CAT. NO. B-319 AND S.S. RECESSED WASTE RECEPTACLES WITH 10 1/2 GALLON RIGID PLASTIC WASTE CONTAINER CAT. NO. B-3699 AND TOILET COMPARTMENTS (PLASTIC LAMINATE) PROVIDE HANDICAP GRAB BARS AS SHOWN ON FLOOR PLAN.

GLAZING AND STOREFRONT:
ALL GLASS TO BE 1/4" CLEAR PLATE GLASS.
NEW METAL STOREFRONT TO MATCH EXISTING BUILDING STOREFRONT.

CONTRACTOR TO VERIFY EXISTING SITE DIMENSIONS AND CONDITIONS BEFORE PROCEEDING ANY WORK. REPORT ANY DISCREPANCIES TO ARCHITECT

TELLER COUNTER AND OTHER BUILT-IN CABINETS TO BE MANUFACTURED IN ACCORDANCE WITH BANKS REQUIREMENTS AND SPECIFICATIONS.

RECEIVED
APR 24 1990
BUILDING INSPECTION DIVISION

DOOR SCHEDULE

MARK	SIZE	TYPE	CORE	JAMB	REMARKS
A	3'-0" x 7'-0" x 1	FLUSH	GLASS	METAL	EXISTING
B	3'-0" x 7'-0" x 1	"	GLASS	METAL	STOREFRONT
C	3'-0" x 6'-8" x 1 3/8	"	HOLLOW WOOD	WOOD	
D	2'-8" x 6'-8" x 1 3/8	"	"	"	
E	2'-0" x 6'-8" x 3/4	"	"	"	
F	2'-0" x 6'-8" x 3/4	GLIDING	"	"	EXISTING
G	1'-6" x 6'-8" 3/4	FLUSH	"	"	"
H	2'-6" x 6'-8" 3/4	"	"	"	

WALL LEGEND
EXISTING BLOCK WALL
EXISTING INT. PARTITION
NEW DRYWALL PARTITION

CITY OF MIAMI BEACH
APPROVED
DATE
ZONING BY
PLANNING BY
ELECTRICAL BY
MECHANICAL BY
FIRE DEPARTMENT
HOUSEKEEPING

OFFICE COPY

AMERICAN SAVINGS AND LOAN ASSOC.
41st STREET BRANCH
MIAMI BEACH FLORIDA

Planned Facilities Architect
FORT LAUDERDALE, FLORIDA
PROJECT No. 7907-6

DATE
4-17-90
4-17-90

DWG. A-1

90121

FLOOR PLAN - LIGHTING

SCALE: 1/4"=1'-0"

A
A1
B
C
D
E
X

F FLUORESCENT STRIP, STEEL CHANNEL. 120 VOLTS HIGH POWER FACTOR BALLAST. 1-F40T12 RS/CW LAMP. METALUX CAT. NO. SN-140 HRS.

G FLUORESCENT FIXTURE, PENDANT, 6'-0"x0'-0", STEEL HOUSING, VIRGIN ACRYLIC LENS. 120 VOLTS HIGH POWER FACTOR BALLAST. 2-F40T12 RS/CW LAMPS. LITE CONTROL CAT. NO. S66 2A RS-6150.

G1 SIMILAR TO TYPE 'G' BUT WITH EMERGENCY BATTERY PACK.

RECEIVED
APR 24 1980
BUILDING INSPECTION DIVISION

OFFICE COPY

CITY OF MIAMI BEACH
APPROVED
BY
BUILDING BY: 7/1/80
ZONING BY:
PLANNING BY:
ELECTRICAL BY: 5-1-80
MECHANICAL BY:
FIRE PREVENTION BY:
TRANSITORY BY: 5-15-80

MANUFACT:
VOLTAGE: 120/208V
SERVICE: 3Ø-4W
MOUNTING: SURFACE

EXISTING PNL

MAIN BUS: 225A
NEUTRAL BUS: 225A
MAINS: LUGS ONLY
LOCATION: BOTTOM

CKT. NO.	LOAD SERVED	WIRE MARK	WIRE	CONDUIT	TOTAL V.A.	TOTAL V.A.	CONDUIT	WIRE	WIRE MARK	LOAD SERVED	CKT. NO.
1	LIGHTING	1-20	#12	1/2"	1000	1500	1/2"	#12	120	LIGHTING	2
3					1300	1200					4
5					1000	1200					6
7	(ENERG)				1000	840					8
9	SIGN LTS				1200	1200				SIGN LTS	10
11	SIGN LTS				1200	1200				SIGN LTS	12
13	REFRIGERATOR				1000	1200				ALARM PNL	14
15	FOOD WARMER				1500	1500				ALARM PNL	16
17	RECEPTACLES				840	1000				TEL. BACKBOARD	18
19					800	300				RECEPTACLES	20
21					800	300					22
23					800	800					24
25					800	800					26
27					800	800					28
29					800	800	–	–		SPARE	30
31					800	800	–	–			32
33	SPARE				800	800	–	–			34
35					800	800	–	–			36

CONNECTED LOAD: 37,190VA
DEMAND LOAD: 31,140VA = 88.5A @ 208V = 93A

FEEDER: 4-#3 Cu
FED FROM: DISCONNECT SWITCH

AMERICAN SAVINGS AND LOAN ASSOC.
41st STREET BRANCH
MIAMI BEACH, FLORIDA

Morris E. Gordon, Architect
PROJECT No. 7907-6

ORIG. 1
REV. 4
REV. 5

90121

REFLECTED CEILING PLAN 1/4" = 1'-0"

ROOM FINISH SCHEDULE						
AREA	FLOOR	BASE	WALLS	CEILING	CLG. HT	REMARKS
NEW ACC.	CARPETING	EXIST.	EXISTING	SUSP. ACOUST	10'-0	
LOBBY	"	WOOD	DRYWALL	" "	8'-0	
TELLERS	"	"	"	DRYWALL	8'-0	
HEAD TELLER	"	"	"	SUSP. ACOUST	8'-0	
WORK ROOM	"	"	"	" "	8'-0	
LOUNGE	VINYL	VINYL	"	" "	8'-0	
REST ROOMS	"	"	"	DRYWALL	8'-0	
MGRS. OFF.	CARPETING	WOOD	"	LUMINIOUS CEIL	8'-0	

RECEIVED
APR 2 4 1980
BUILDING INSPECTION DIVISION

CITY OF MIAMI BEACH
APPROVED
DATE
BUILDING BY:
FOUND BY:
PLUMBING BY:
ELECTRICAL BY:
MECHANICAL BY:
FIRE PREVENTION:
ENGINEERING:

OFFICE COPY

DATE
APR 17 1980

AMERICAN SAVINGS AND LOAN ASSOC.
4181 STREET BRANCH
MIAMI BEACH FLORIDA

Fergus F. Sims Inc. Arch. Plans
PROJECT No. 7907-S

DWG: A-3

90121

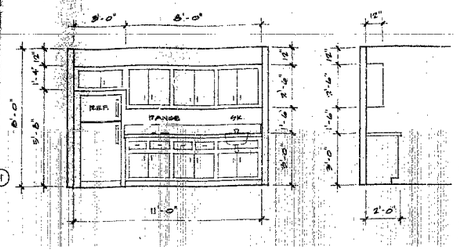

KITCHEN ELEVATION 3/8" = 1'-0"

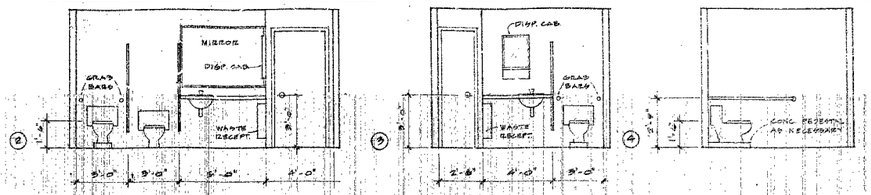

RESTROOM ELEVATIONS 3/8" = 1'-0"

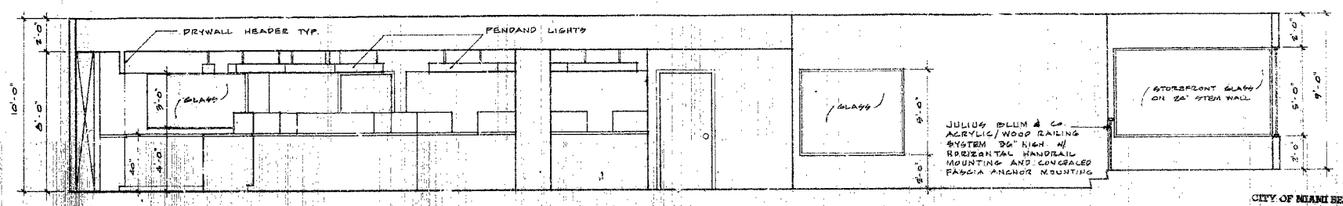

③ INTERIOR LOBBY SECTION 3/8" = 1'-0"

CITY OF MIAMI BEACH
APPROVED
DATE
BUILDING BY:
ZONING BY:
PLUMBING BY:
ELECTRICAL BY: 7-5-1-90
MECHANICAL BY:
FIRE PREVENTION BY:
ENGINEERING BY:

RECEIVED
APR 24 1990
BUILDING INSPECTION DIVISION

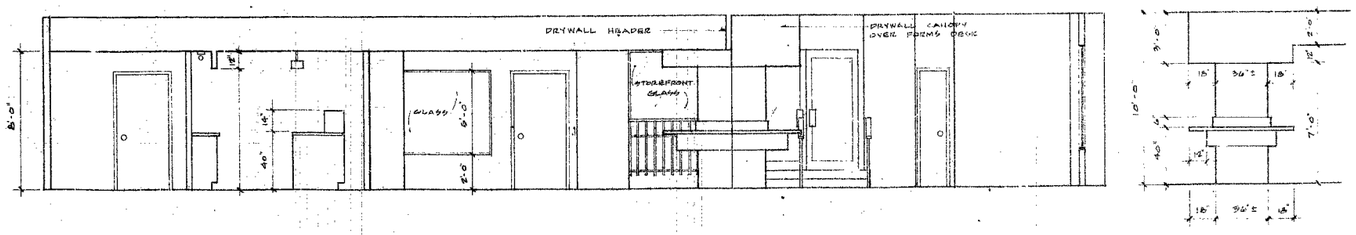

④ INTERIOR SECTION ELEVATION 3/8" = 1'-0"

FORMS 17E9L 3/8" = 1'-0"

AMERICAN DAVINGS AND LOAN ASSOC.
MIAMI BEACH, FLORIDA
PROJECT NO. 7809-C

OFFICE COPY

90121

POWER PLAN
1/4" = 1'-0"
INSTALL ABOVE COUNTER (TYP.)
3/4" EC TO TELEPHONE BACKBOARD (TYP.)
TELEPHONE BACKBOARD
EXISTING ELECTRICAL EQUIPMENT TO REMAIN SEE RISER DIAGRAM FOR REARRANGEMENT
CITY OF MIAMI BEACH
APPROVED
RECEIVED
APR 24 1980
BUILDING INSPECTION DIVISION
3" EC TO MAIN TELEPHONE BOARD IN BUILDING COORDINATE W/TEL. CO
4'x4'x3/4" PLYWOOD BACKBOARD FOR TELEPHONE
FLOOR LEVEL
TELEPHONE RISER DIAGRAM
NTS
TIME CLOCK FOR SIGN
TIME CLOCK FOR A/C
EXISTING ELEC. PNL.
EXISTING A/C DISC. SWITCHES
EXISTING WIREWAY
EXISTING 3P-100A. DISC. SWITCH
EXISTING FEEDER TO ELECTRIC ROOM
ELECTRICAL RISER DIAGRAM
NTS
AMERICAN SAVINGS AND LOAN ASSOC.
41st STREET BRANCH
FLORIDA
PROJECT No. 7807-C
OFFICE COPY
90121

LEGEND

PG.D	PERFORATED CLG. DIFFUSER
CD	CLG. DIFFUSER
VG	UNDERCUT DOORS
DG	DOOR GRILLE
	EXISTING DUCT TO BE REMOVED
	NEW DUCTWORK TO BE INSTALLED

GENERAL NOTES:

1. CONTRACTOR TO VERIFY LOCATIONS & DIMENSIONS PRIOR TO CONSTRUCTION
2. ALL NEW FIXTURES SHALL MATCH EXISTING IN CONSTRUCTION & MATERIALS
3. CONTRACTOR SHALL EXPLORE THE POSSIBILITY OF RAISING EXISTING DUCTWORK OF AHU-1 & ADJUST HEIGHT OF MINIMUM PRACTICAL CEILING HEIGHT ALONG SHERIDAN STREET.
4. CONTRACTOR TO COORDINATE FINISH & COLOR OF DIFFUSERS TO MATCH CEILING TILES
5. CONTRACTOR TO CHECK, REFURBISH & REPAIR OR REPLACE (IF NEEDED) ANY EXISTING MECHANICAL EQUIPMENT (CONDENSING UNITS, AIR HANDLING UNITS, EXHAUST FANS, VOLUME DAMPERS, ETC.)
6. CONTRACTOR TO BALANCE SYSTEM FOR CFM VALUES SHOWN. REGULATE TOTAL OUTDOOR AIR INTAKE TO MINIMUM 600 CFM & ADJUST TOILET EXHAUST REGISTERS & FANS TO VALUES SHOWN
7. CONTRACTOR TO RELOCATE OR REPLACE RETURN AIR GRILLES TO FIT A.C. HANDLING UNITS TO ACCOMODATE NEW CEILING LAY-OUT
8. ALL NEW ELECTRICAL DUCT CONNECTIONS TO HAVE WOVEN FLEXIBLE AT TAIL-END COLLARS.

DATE	
1-15-79	
2-15-79	
3-15-79	

AMERICAN SAVINGS AND LOAN ASSOC.
41st STREET BRANCH
MIAMI BEACH FLORIDA

Miguel A. Sanchez, Architect
1111 Brickell Ave. Miami, Fla. 33131
FORT LAUDERDALE, FLA. 33316
PROJECT No. 7907-6

DWG: M-1
NO. 6
OF. 8

90121

REMOVE EXISTING LAVATORIES AND WATER CLOSET.
REMOVE EXISTING URINALS
REMOVE EXISTING LAVATORY, WATER CLOSET AND DRINKING FOUNTAIN. CAP EXISTING WATER AND SANITARY LINES.
REMOVE EXISTING WALLS (TYP.)
PLUMBING FLOOR PLAN
PLUMBING NOTES
SINK:
AMERICAN STANDARD EXPLORER SINGLE BOWL SINK CATALOGUE No 9257.243 WITH AQUAMIXIAN II FAUCET CATALOGUE No. 4200.046
LAVATORY:
AMERICAN STANDARD AQUALYN LAVATORY CATALOGUE No. 0476.023 WHITE WIT 4" CENTERS AND AQUAMIXIAN CENTERSET LAVATORY FAUCET CATALOGUE No. 2774.109
WATER CLOSET:
AMERICAN STANDARD ELONGATED CADET TOILET CATALOGUE No. 2109.056 WITH 3089.016 BOWL, 4043.030 TANK AND 5921.039 SEAT.
FLOOR DRAIN:
RICHMOND FLOOR DRAIN WITH 3 INCH OUTLET AND 6 INCH NICKEL BRONZED STRAINER CATALOGUE No. R-1464
RECEIVED
APR 24 1980
BUILDING INSPECTION DIVISION
PLUMBING RISER
AMERICAN SAVINGS AND LOAN ASSOC.
47th STREET BRANCH
PROJECT No. 7907-6
DWG. P-1
NO. 7
OFFICE COPY

90121

12 91

1676

90121



BUILDING FRONT ELEVATION



INTERIOR BANK ENTRANCE



BUILDING MAIN ENTRANCE INTERIOR ELEV. SCALE



BUILDING LEFT SIDE ELEVATION

RECEIVED
APR 24 1980
BUILDING SERVICES DIVISION

CITY OF MIAMI BEACH
APPROVED
DATE
DRAWING BY
DRAWING BY
TELEPHONE BY
ELECTRICAL BY
MECHANICAL BY
FIRE PROTECTION BY
PLUMBING BY

OFFICE COPY

1	4/14/80
2	4/14/80
3	4/14/80
4	4/14/80

AMERICAN SAVINGS AND LOAN
41ST STREET BRANCH
MIAMI BEACH FLORIDA

Morris Architect Builders
1000 Alfred I. duPont Building
Miami, Florida 33131

PROJECT No. 7869-6

SHEET 5

DWG: A-4
SHT: 8
OF: 8

90121

333 - 41st STREET
41st STREET
CITY OF MIAMI BEACH
APPROVED
OFFICE COPY
RECEIVED
AMERICAN SAVINGS AND LOAN ASSOC.
41st STREET BRANCH
MIAMI BEACH
FLORIDA
DATE
OWG:
NO: 1
OF:

90121

RECEIVED

CITY OF MIAMI BEACH
APPROVED

OFFICE COPY

ROOM FINISH SCHEDULE					
AREA	FLOOR	BASE	WALLS	CEILING	
[illegible]	[illegible]	[illegible]	[illegible]	[illegible]	[illegible]
[illegible]	[illegible]	[illegible]	[illegible]	[illegible]	[illegible]
[illegible]	[illegible]	[illegible]	[illegible]	[illegible]	[illegible]
[illegible]	[illegible]	[illegible]	[illegible]	[illegible]	[illegible]
[illegible]	[illegible]	[illegible]	[illegible]	[illegible]	[illegible]
[illegible]	[illegible]	[illegible]	[illegible]	[illegible]	[illegible]
[illegible]	[illegible]	[illegible]	[illegible]	[illegible]	[illegible]
[illegible]	[illegible]	[illegible]	[illegible]	[illegible]	[illegible]
[illegible]	[illegible]	[illegible]	[illegible]	[illegible]	[illegible]

DATE	
[illegible]	

AMERICAN SAVINGS AND LOAN ASSOC.
41st STREET BRANCH
MIAMI BEACH FLORIDA

Morris E. Sandoz, Architect
[illegible]
PROJECT No. 7907-6

DWG: A-3
NO: 3
OF: 3

90121

OFFICE COPY

90121

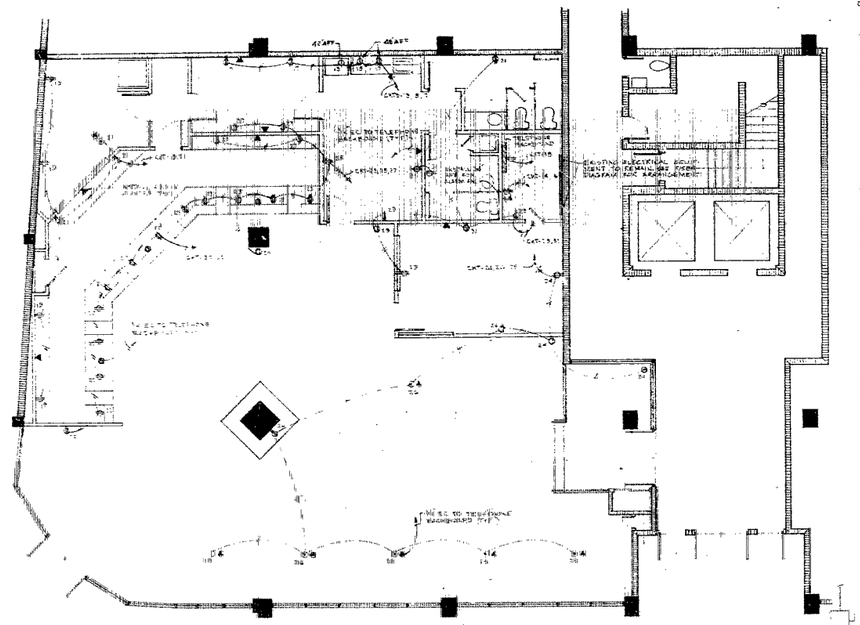

POWER PLAN

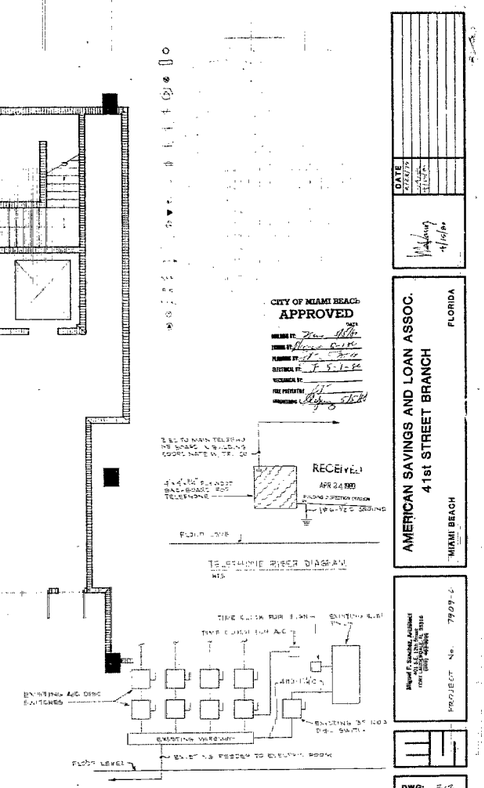

TELEPHONE RISER DIAGRAM

ELECTRICAL RISER DIAGRAM

CITY OF MIAMI BEACH
APPROVED
BUILDING BY
ZONING BY
PLUMBING BY
ELECTRICAL BY
MECHANICAL BY
FIRE PREVENTION
ENGINEERING

RECEIVED
APR 24 1990

AMERICAN SAVINGS AND LOAN ASSOC.
41st STREET BRANCH
MIAMI BEACH FLORIDA

DATE

DWG: E-2
NO: 5
OF:

OFFICE COPY

90121

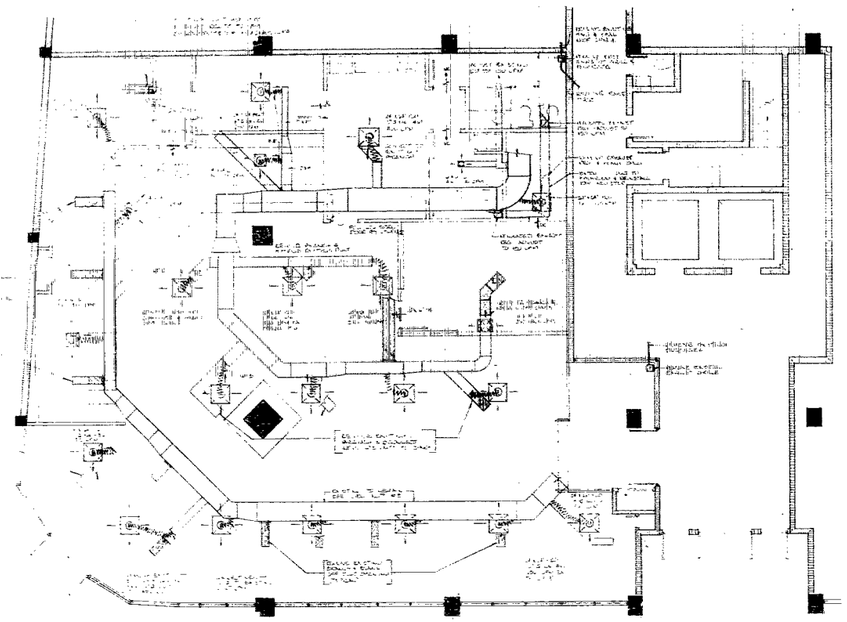

LEGEND

GENERAL NOTES:

RECEIVED
APR 24 1990

CITY OF MIAMI BEACH
APPROVED

OFFICE COPY

DATE

AMERICAN SAVINGS AND LOAN ASSOC.
41st STREET BRANCH
MIAMI BEACH FLORIDA

DWG: A-2.1
NO: 6
OF:

90121

OF MIAMI BEACH
APPROVED
RECEIVED
OFFICE COPY
DATE
AMERICAN SAVINGS AND LOAN ASSOC.
41st STREET BRANCH
MIAMI BEACH
FLORIDA
DWG:
NO.: 7
OF:

90121

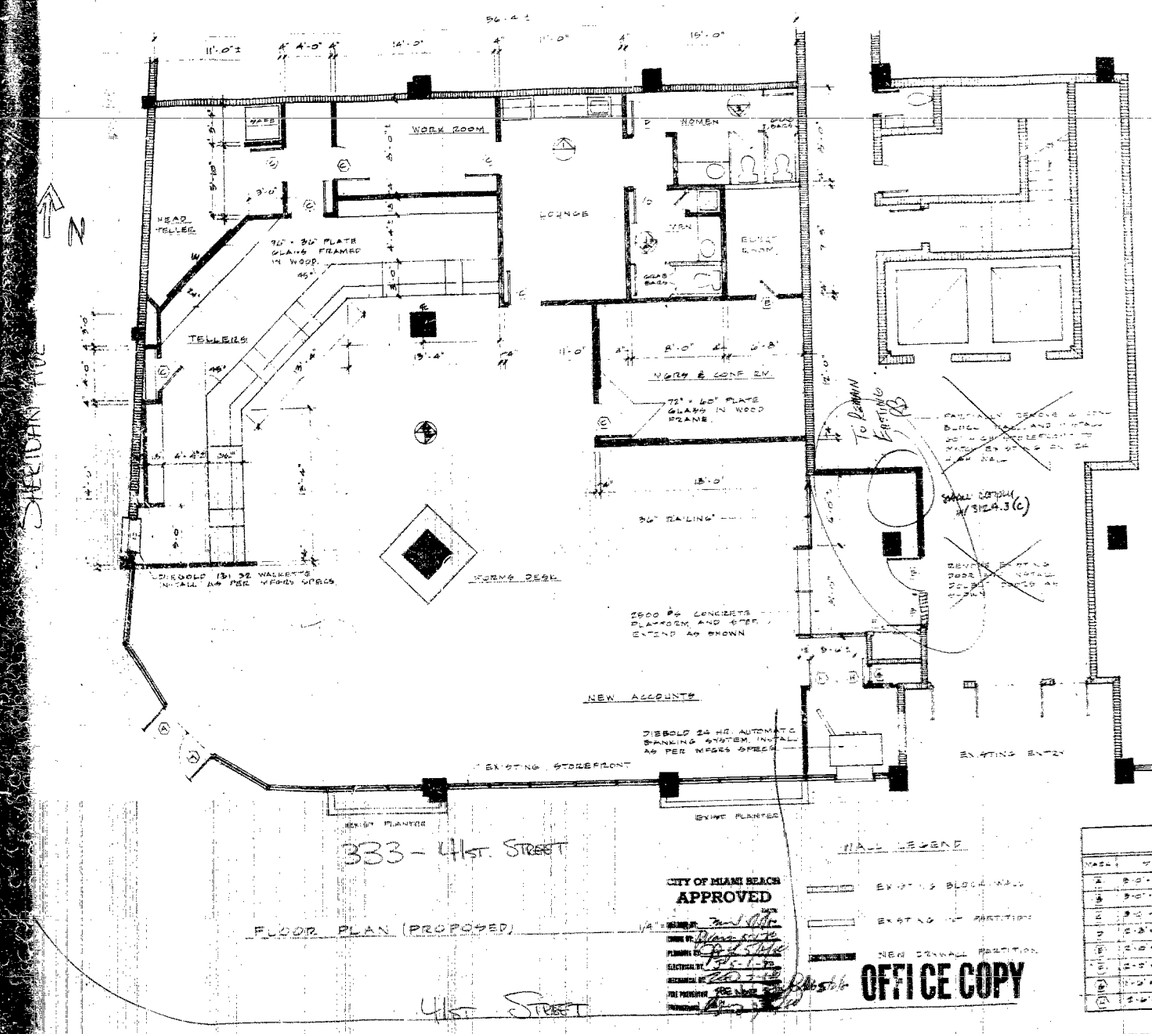
WORK ROOM
WOMEN
LOUNGE
HEAD TELLER
TELLERS
NEW ACCOUNTS
EXISTING STOREFRONT
EXISTING ENTRY
333 - 41st. STREET
41st STREET
FLOOR PLAN (PROPOSED)
CITY OF MIAMI BEACH
APPROVED
OFFICE COPY
RECEIVED
APR 24 1980
AMERICAN SAVINGS AND LOAN ASSOC.
41st STREET BRANCH
FLORIDA
PROJECT No. 7909-6
DATE

90121

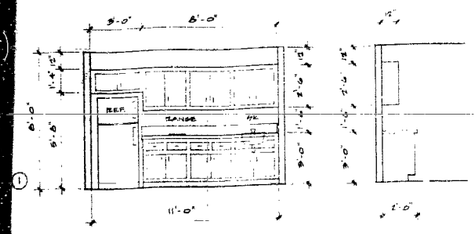

KITCHEN ELEVATION 3/8" = 1'-0"

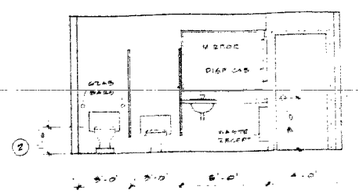



RESTROOM ELEVATIONS 3/8" = 1'-0"

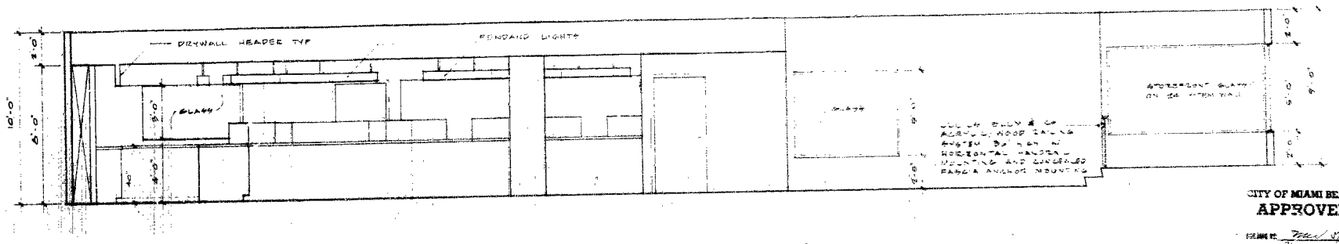

⑤ INTERIOR LOBBY SECTION 3/8" = 1'-0"

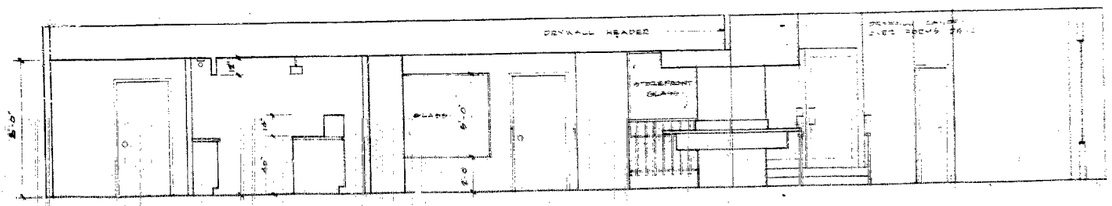

④ INTERIOR SECTION ELEVATION 3/8" = 1'-0"

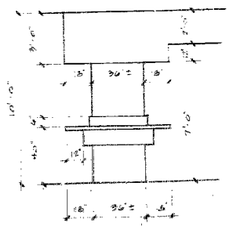

FORMS DESK 3/8" = 1'-0"

CITY OF MIAMI BEACH
APPROVED
DATE
BUILDING BY:
ZONING BY:
PLUMBING BY:
ELECTRICAL BY:
MECHANICAL BY:
FIRE PREVENTION BY:
ENGINEERING BY:

RECEIVED
APR 24 1980
LONG ASPECTON DIVISION

DATE
8/15/79
1/14/80
4/16/80

AMERICAN SAVINGS AND LOAN ASSOC.
41ST STREET BRANCH
MIAMI BEACH FLORIDA

PROJECT No. 7909-C

OFFICE COPY

90121

REFLECTED CEILING PLAN

RECEIVED
APR 24 1981
CITY OF MIAMI BEACH
APPROVED
BUILDING BY
CODING BY
PLUMBING BY
ELECTRICAL BY
MECHANICAL BY
FIRE PREVENTION
ENGINEERING

OFFICE COPY

ROOM FINISH SCHEDULE						
AREA	FLOOR	BASE	WALLS	CEILING	HGT	REMARKS
TELLERS	CARPETING	BLK	BLK	PUTTY ACOUSTICAL	10'-0"	
LOBBY		WOOD	PAINTED		8'-0"	
VESTIBULE				DRYWALL	8'-0"	
HEAD TELLER				WOOD	8'-0"	
WORK ROOM					8'-0"	
LOUNGE	VINYL	VINYL			8'-0"	
REST ROOMS				DRYWALL	8'-0"	
MAIN ENT	CARPETING	WOOD		DRYWALL	8'-0"	

DATE
4/20/81

AMERICAN SAVINGS AND LOAN ASSOC.
41st STREET BRANCH
MIAMI BEACH FLORIDA

Miguel E. Gonzalez, Architect
PROJECT No. 7907-2

DWG. A-9
NO. 9

90121

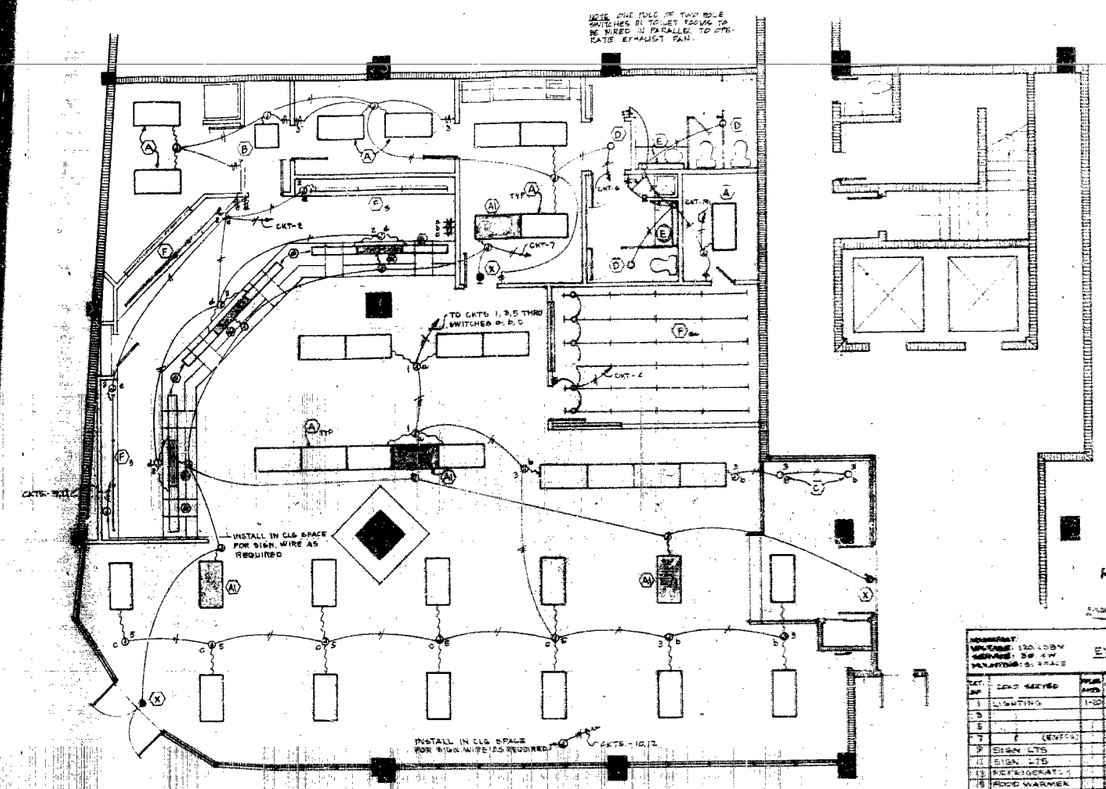

FLOOR PLAN - LIGHTING

F FLUORESCENT STRIP STEEL CHANNEL 1500 WATTS 2500 MA. FACTOR BALLAST 1-F96T12 RS/CW LAMP. METALUX CAT NO 1-F96T12 RS/CW

G FLUORESCENT FIXTURE, CONCENTRIC, 6'x6'x6" STEEL ROUSTED, 1-F96T12 STRIPS, 120 VOLTS HIGH POWER FACTOR BALLAST 2 F40T12 RS/CW LAMPS. LITE CONTROL CAT NO. 5000 SERIES

G1 SIMILAR TO TYPE G BUT WITH EMERGENCY BATTERY PACK.

RECEIVED
APR 24 1980
BUILDING INSPECTION DIVISION

OFFICE COPY

CITY OF MIAMI BEACH
APPROVED

| | | |

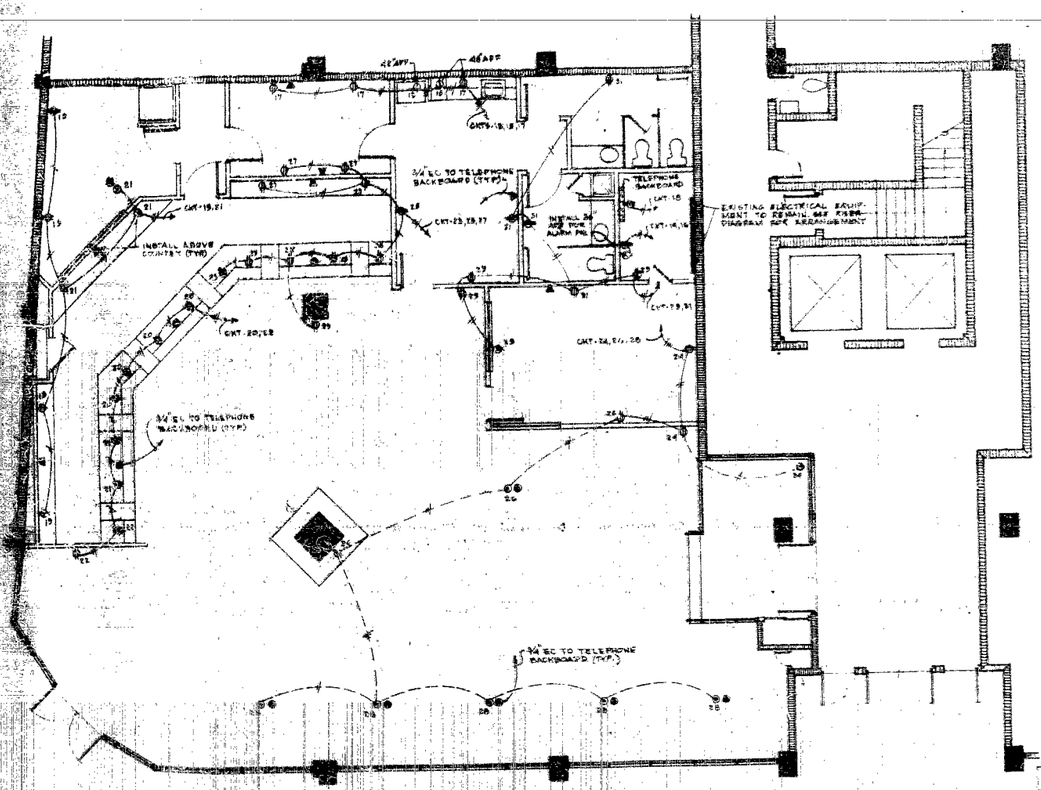

POWER PLAN

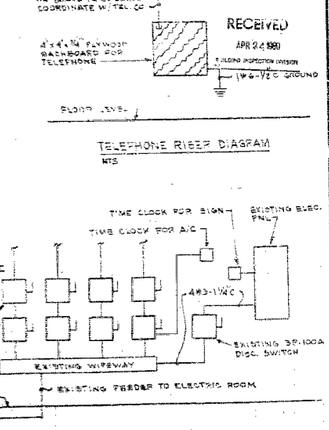

TELEPHONE RISER DIAGRAM
NTS

ELECTRICAL RISER DIAGRAM
NTS

CITY OF MIAMI BEACH
APPROVED
DATE
BUILDING BY:
TRADE BY:
PLUMBING BY:
ELECTRICAL BY:
MECHANICAL BY:
FIRE PREVENTION
SIGNATURE

RECEIVED
APR 24 1980
BUILDING INSPECTION DIVISION

AMERICAN SAVINGS AND LOAN ASSOC.
41st STREET BRANCH
MIAMI BEACH, FLORIDA

PROJECT No. 79-09-6

E5

OFFICE COPY

90121

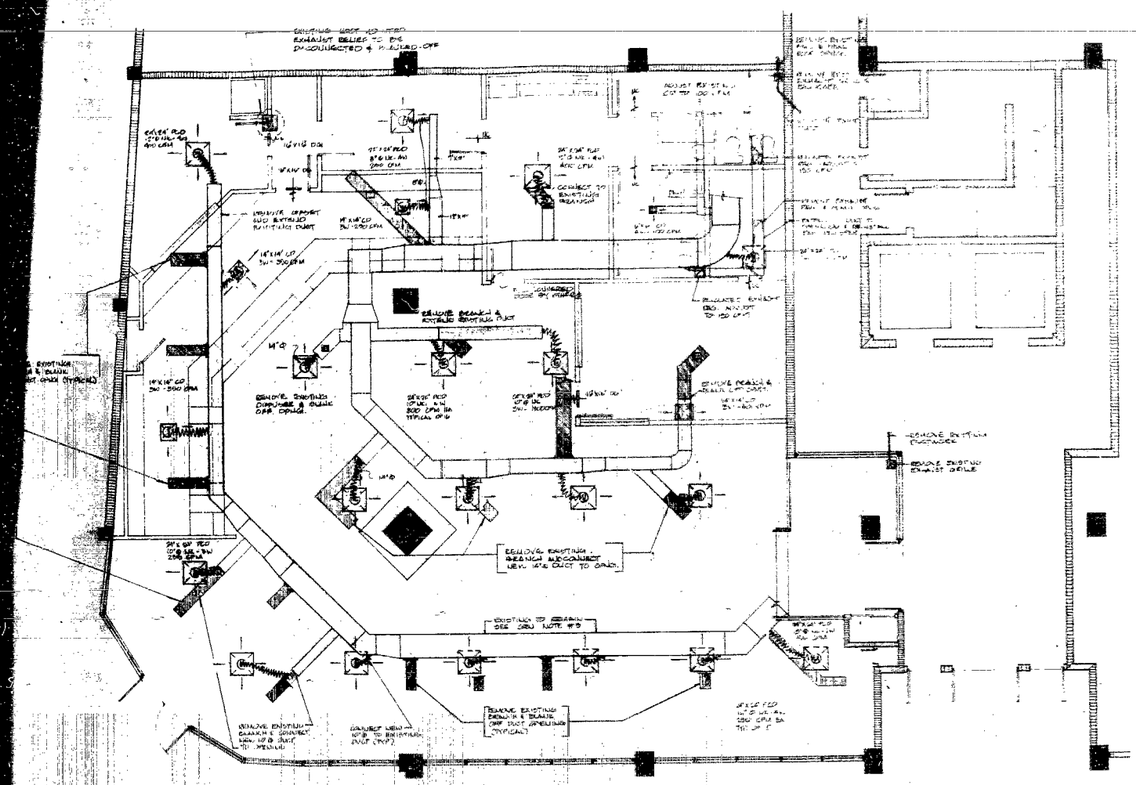

LEGEND

GENERAL NOTES

RECEIVED
APR 24 1990
BUILDING INSPECTION DIVISION

CITY OF MIAMI BEACH
APPROVED

OFFICE COPY

DATE
4-19-90

AMERICAN SAVINGS AND LOAN ASSOC.
41st STREET BRANCH
MIAMI BEACH FLORIDA

Miguel E. Cardona, Architect
601 S. Dixie Hwy.
Fort Lauderdale, FL 33316

PROJECT NO. 7907-6

DWG. NO: 6
OF:

90121

OFFICE COPY

90121

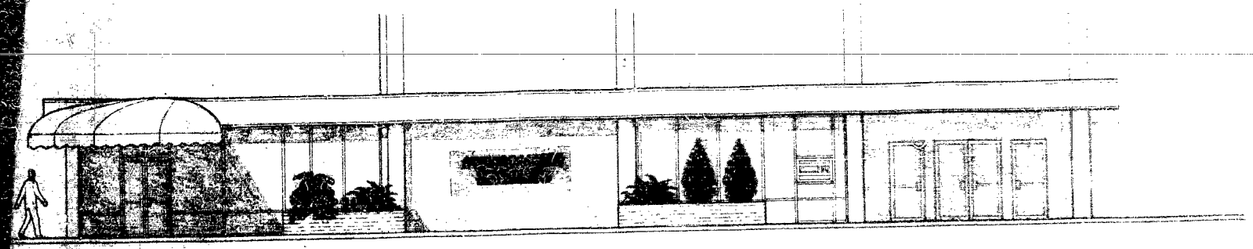

BUILDING FRONT ELEVATION

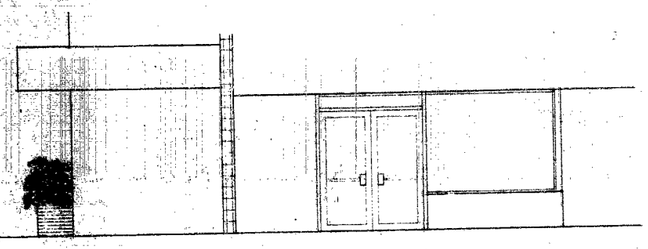

INTERIOR BANK ENTRANCE



BUILDING MAIN ENTRANCE INTERIOR ELEV. WALL



BUILDING LEFT SIDE ELEVATION

RECEIVED
APR 2 4 1990
BUILDING INSPECTION DIVISION

CITY OF MIAMI BEACH
APPROVED
DATE
BUILDING BY
CODE BY
PLUMBING BY
ELECTRICAL BY
MECHANICAL BY
FIRE PREVENTION
PLANNING

OFFICE COPY

AMERICAN SAVINGS AND LOAN
41st STREET BRANCH
MIAMI BEACH

PROJECT No.

90121

January 17, 2007

City of Miami Beach
Building Department
Miami Beach, Florida

Project Name: Naya Sales Center
333 W 41st St. MBCH

Project Number: B0701152

SEi
COMPANIES

2424 WILCREST DRIVE
SUITE 200
HOUSTON
TEXAS
77042-2753

TELEPHONE: 713.785.1311
FAX: 713.785.2556

In response to your Electrical Review Comments, SEi Companies offers the following:

Comment #1 *"Show fire alarm devices for the space and the building lease space."*

Response: **Fire alarm devices here been added. Refer to Sheet E-301.**

Comment #2: *"Ok show emergency lighting for the exit corridor (in the rear)."*

Response: **Emergency lighting has been added. Refer to Sheet E-201.**

Comment #3: *"Ok cannot have electrical panel in rated corridor."*

Response: **Electrical panel is now located in a dedicated electrical room. Refer to Sheet E-201.**

Comment #4: *"Check for the early warning thru out proposed space and show fire alarm devices need to provide the candela rating for the strobes."*

Response: **Refer to Sheet E-201 general note #3. Candela ratings have been added to all fire alarm devices.**

Please call with questions or comments.

Sincerely,

Sam Elhaj, PE
SEi Companies

GENERAL NOTES

1. ALL EMERGENCY LIGHT FIXTURES/EXIT SIGNS SHALL BE UNSWITCHED.
2. CIRCUIT EXIT SIGNS TO NEAREST EXISTING 120V EMERGENCY CIRCUIT.

KEYED NOTES

1. AUTOMATIC MASTER SWITCH SHALL TURN OFF ALL LIGHTING IN THIS ROOM.
2. EXISTING PANEL "LA".
3. PROVIDE INFRARED OCCUPANCY SENSOR WITHIN SWITCH. CATALOG # LIRW-277-WH BY LITHONIA OR EQUAL.
4. THREEWAY SWITCH TO CONTROL CORRIDOR LIGHTS.

Permit Number: 2007-0306-0952-2088
Contact Name: MS JANETTE SUAREZ
Contact Phone: (305)466-1810
Folio: 02-3222-001-0360
Project Name: CABI SALES CENTER
Date Received: 03/06/2007
Reviewer Name: MIGUEL DE ARMAS

"NOTICE: In addition to the requirement of this permit, there may be additional restrictions applicable to this property that may be found in the Public Records of this County, and there may be additional permits required from other governmental entities such as a water management's districts, state agencies, or federal agencies.

The City of Miami Beach assumes no responsibility for accuracy of or results from these plans which are approved subject to compliance with all Federal, State, and Local Laws, Rules, and Regulations".

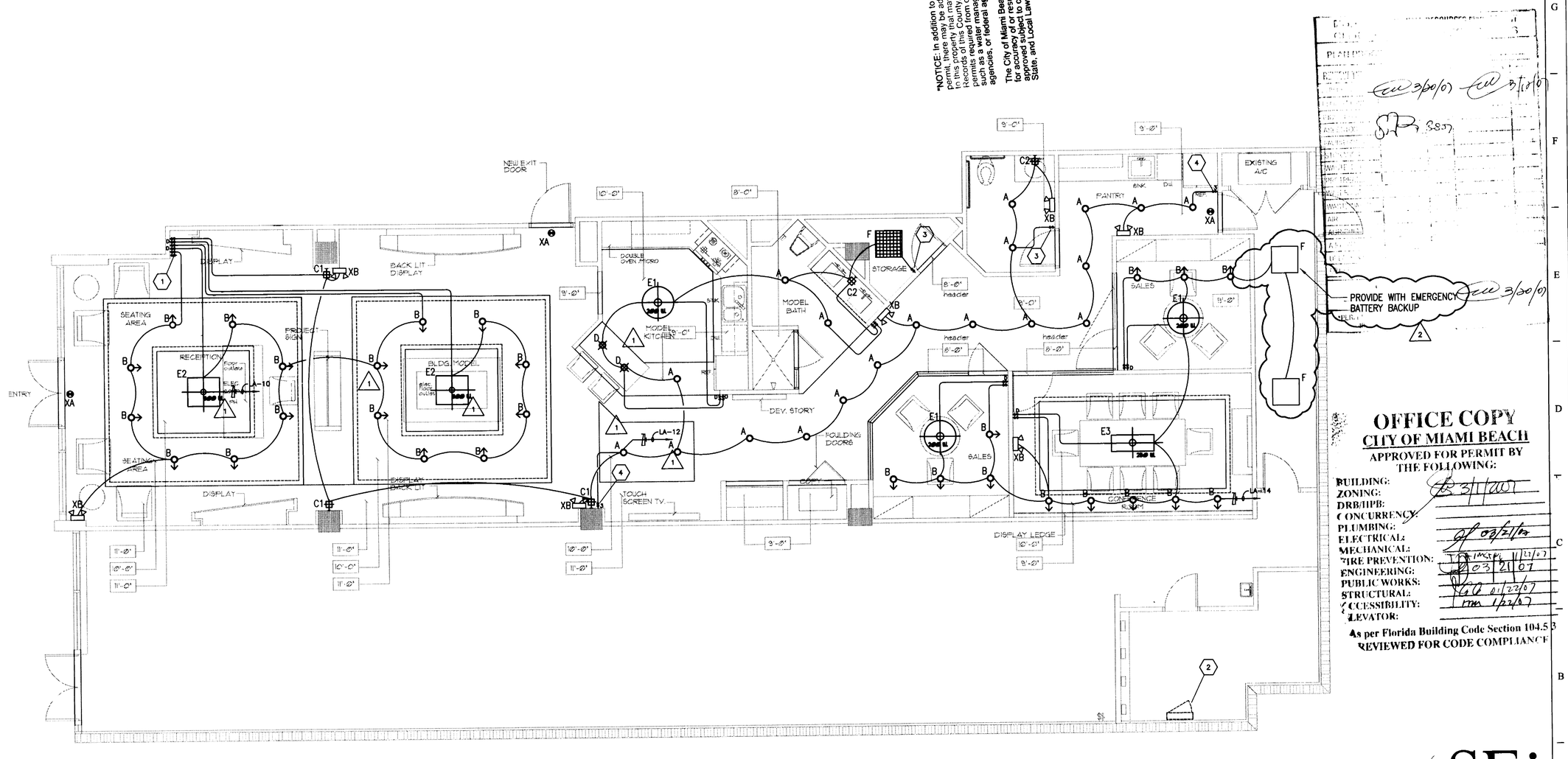

OFFICE COPY
CITY OF MIAMI BEACH
APPROVED FOR PERMIT BY THE FOLLOWING:

BUILDING: 3/1/2007
ZONING:
DRB/HPB:
CONCURRENCY:
PLUMBING:
ELECTRICAL: 03/21/07
MECHANICAL:
FIRE PREVENTION: 11/27/07
ENGINEERING: 03/21/07
PUBLIC WORKS: 01/22/07
STRUCTURAL:
ACCESSIBILITY: 1/22/07
ELEVATOR:

As per Florida Building Code Section 104.5
REVIEWED FOR CODE COMPLIANCE

LIGHTING FLOOR PLAN
SCALE: 1/4" = 1'-0"

1/17/07

SEi COMPANIES
2424 WILCREST DR, SUITE 200
HOUSTON, TEXAS 77042-2753
MAIN TELEPHONE: 713.785.1311
FAX: 713.785.2556
WWW.SEICOMPANIES.COM

FULLERTON DIAZ ARCHITECTS INC.
AA C000287
Architecture
Interior Design
Planning
Julio Fullerton
Julio Diaz
366 Altara Ave.
Coral Gables, FL 33146
Ph: (305) 442-4200
Fax: (305) 444-5962
fd@fdarchitects.com

FULLERTON DIAZ ARCHITECTS INC.

CABI SALES CENTER - 331 W. 41ST STREET

MIAMI BEACH, FLORIDA

Scale: AS SHOWN
Date: 05-10-06
Project Designer: FDA
Drawn By: FDA
Checked By: FDA
Job Number: 20020 - CABI
Submittal: DEMOLITION PERMIT
File:
Drawing Title: LIGHTING FLOOR PLAN

Revisions

No.	Description	Date:
1	ISSUE FOR PERMIT	11/15/06
1	CITY COMMENTS	12/05/06

Sheet Number

E-201

File Name: F:\306104.00\elec\Sales Center\306104ESALESLTG.DWG
User: SEi
Date/Time: Jan 17, 2007 - 2:25pm

GENERAL NOTES

1. NEW FIRE ALARM SYSTEM TO MATCH EXISTING. RE-USE EXISTING WHERE POSSIBLE.
2. RE-USE ALL THE EXISTING EXIT LIGHTS AND EMERGENCY FROG LIGHTS IF IT'S IN GOOD CONDITION. RELOCATE THEM IF NECESSARY.
3. IF AN EARLY WARNING SYSTEM EXISTS FOR THIS BUILDING, THEN PROVIDE REQUIRED SPEAKERS THROUGHOUT THE SPACE AND CONNECT TO EXISTING SYSTEM. (2)

KEYED NOTES

1. DUPLEX RECEPTACLE FOR REFRIGERATOR.
2. MICROWAVE.
3. OVEN CONTROLS.
4. HOOD.
5. DISHWASHER.
6. DUPLEX RECEPTACLE FOR DISPOSAL.
7. J-BOX RECESSED IN WALL BEHIND CABINET FOR UNDER CABINET LIGHTING.
8. COPIER.
9. PLASMA TV.
10. PROVIDE J-BOX AND BRANCH CIRCUITING AS INDICATED FOR BACKLIT DISPLAYS.
11. (2)-1" CONDUITS; ONE FOR POWER, AND ONE FOR TELECOM/DATA.
12. (1)-1" CONDUIT FOR POWER.
13. ELECTRIC WATER HEATER. EWH-1.
14. ROUTE CONDUITS IN WALL TO ABOVE CEILING.
15. COFFEE MAKER.
16. EXISTING PANEL "LA".
17. PROVIDE FLUSH FLOOR BOX. HUBBELL OR EQUAL B2422 STAMPED STEEL BOX, S3825 FOR DUBLEX RECEPTACLE & S3826 FOR DATA COVERS. COORDINATE FINISH COVER WITH INTERIOR DESIGN DRAWINGS.
18. PROVIDE FLUSH FLOOR BOX. HUBBELL OR EQUAL B2421 STAMPED STEEL BOX, S3825 FOR DUBLEX RECEPTACLE COVER WITH SB3083 CARPET FLANGES.
19. CAMERA CONTROLLER
20. SECURITY PANEL
21. ROUTE WIRE TO RECEIVER IN STORAGE ROOM.
22. ROUTE WIRE TO SECURITY PANEL IN A/C ROOM.

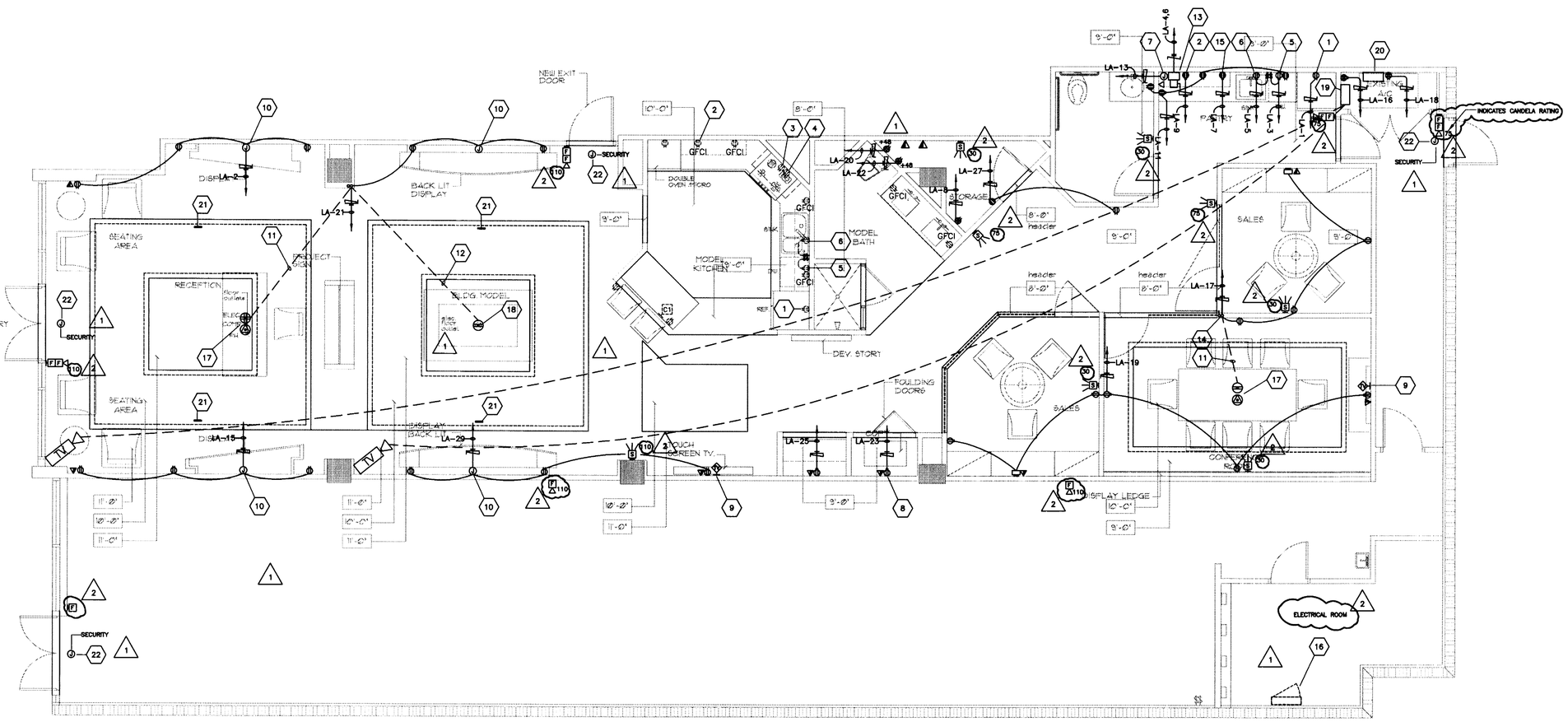

ELECTRICAL FLOOR PLAN

SCALE: 1/4" = 1'-0"

1/17/07

SEi COMPANIES
2424 WILCREST DR, SUITE 200
HOUSTON, TEXAS 77042-2753
MAIN TELEPHONE: 713.785.1311
FAX: 713.785.2556
WWW.SEICOMPANIES.COM

FULLERTON DIAZ ARCHITECTS INC.
AA C026097
Architecture
Interior Design
Planning
John Fullerton
John Diaz
366 Altara Ave.
Coral Gables, FL 33146
Ph: (305) 442-4200
Fax: (305) 444-6962
fdarchitects.com

FULLERTON DIAZ ARCHITECTS INC.

CABI SALES CENTER - 331 W. 41ST STREET

MIAMI BEACH, FLORIDA

Scale: AS SHOWN
Date: 06-10-06
Project Designer: FDA
Drawn By: FDA
Checked By: FDA
Job Number: 306B - C4M
Submittal: DEMOLITION PERMIT
File:

Drawing Title: ELECTRICAL FLOOR PLAN

Revisions

No.	Description	Date:
1	ISSUE FOR PERMIT	11/15/06
1	CITY COMMENTS	12/05/06

Sheet Number

E-301

File Name: F:\306104.00\elec\Sales Center\306104PSALESPWR.DWG
User: SEI
Date/Time: Jan 17, 2007 – 2:25pm

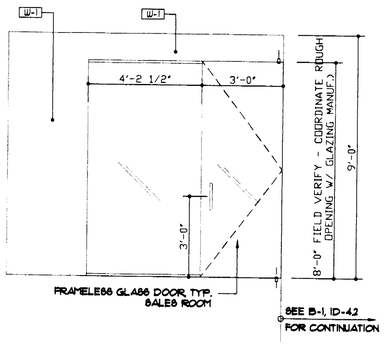

13 GLASS WALL SALES OFFICE

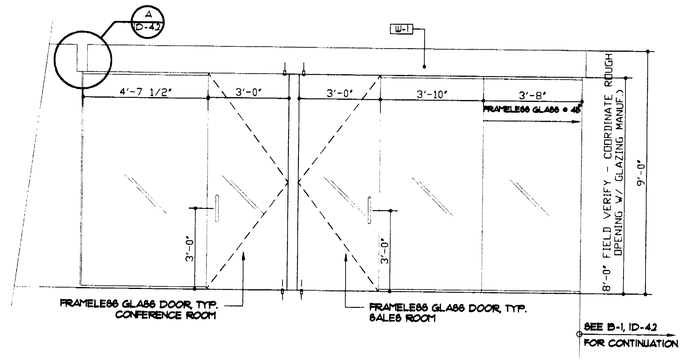

14 GLASS WALL SALES OFFICE

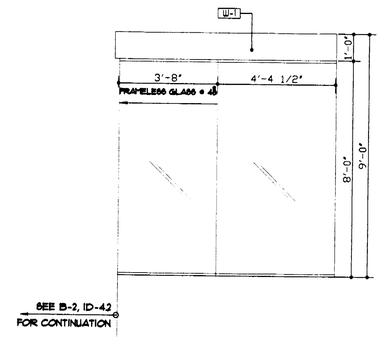

15 GLASS WALL SALES OFFICE

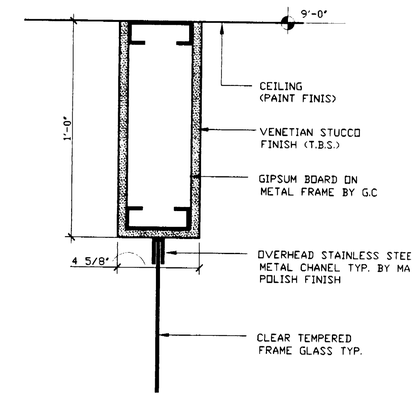

A / ID-4.2 DETAIL AT TYP. HEADER
SCL 3"=1'-0"

NOTES:

1- FRAMELESS GLAZING MANUF.
BLUMCRAF OF PITTSBURGH, OR EQUAL 1-412-681-2400 www.blumcraft.com
MODEL: SERIES 1301 - (CLEAR TEMPERED GLASS- POLIS STAINLESS STEEL HARDWARE)

2- COORDINATE ROUGH OPENING WITH GLAZING MANUF. TYP.

3- SHOPS DRAWINGS SHALL BE SUBMIT FOR REVIEW

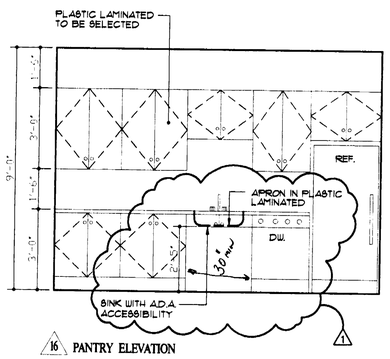

16 PANTRY ELEVATION

ELEVATIONS

SCALE: 3/8"=1'-0'

NICK LUACES DESIGN ASSOC.
INTERIOR & ARCHITECTURAL DESIGN
2801 FLORIDA AVE.
COCONUT GROVE, FL
PH: (305)529-0015
FAX: (305)529-0188
E-MAIL: NLUACES@BELLSOUTH.NET

CABI SALES CENTER - 331 W. 41 ST. STREET

FLORIDA

REVISION
1 1-17-07

ISSUED FOR:

FINAL SET

AS AN INSTRUMENT OF PROFESSIONAL SERVICE, THE ARCHITECTURAL WORK, INCLUDING BUT NOT LIMITED TO THE DRAWINGS, SPECIFICATIONS, ILLUSTRATIONS, IS THE PROPERTY OF NICK LUACES DESIGN ASSOCIATES, INC AND SHALL NOT BE REPRODUCED IN WHOLE OR IN PART, OR TRANSFERRED TO ANY OTHER PERSON OR ENTITY WITHOUT THE WRITTEN PERMISSION OF THE FIRM.

NICK LUACES DESIGN ASSOCIATES, INC DOES NOT ASSUME RESPONSIBILITY FOR ANY DEFICIENCIES OR DEFECTS IN CONSTRUCTION DEVIATED TO THOSE PROVIDED BY OTHERS. THE CONTRACTOR OR BUILDER SHALL VERIFY ALL EXISTING CONDITIONS AND DIMENSIONS PRIOR TO EXECUTION OF THEIR WORK AND SHALL NOTIFY THE ARCHITECT OF ANY OVER ANDUNDERMEASUREMENTS AND ANY PRIOR DEVIATIONS.

THIS DOCUMENT IS NOT AN ARCHITECTURAL OR ENGINEERING PLAN, SPECIFICATION, CONSTRUCTION OR DESIGN, AND IS NOT TO BE USED FOR CONSTRUCTION OF ANY LOAD-BEARING COLUMNS, LOAD-BEARING WALLS OR ANY OTHER STRUCTURE OR ELEMENT OF ANY BUILDING, STRUCTURE, GROUP, AS OTHERWISE PROVIDED BY LAW

FILE:

DATE:
11-3-06

ID-4.2